



US00D726160S

(12) **United States Design Patent**  
**Chang**

(10) **Patent No.:** **US D726,160 S**  
(45) **Date of Patent:** **\*\* Apr. 7, 2015**

(54) **REMOTE CONTROL**

D703,189 S \* 4/2014 Won et al. .... D14/218  
(Continued)

(71) Applicant: **Rhine Electronic Co., Ltd.**, Taichung  
(TW)

**FOREIGN PATENT DOCUMENTS**

(72) Inventor: **Yi Kai Chang**, Taichung (TW)

CN 301397800 \* 12/2010  
CN 301853510 \* 3/2012  
CN 301872427 \* 3/2012  
KR 300623422-0001 \* 12/2011

(73) Assignee: **Rhine Electronic Co., Ltd.**, Taichung  
(TW)

**OTHER PUBLICATIONS**

(\*\*) Term: **14 Years**

Hunter Ceiling Remote instructions, copyright 2012, [online], [site visited Oct. 15, 2014], Available on the Internet, <<http://www.homedepot.com/catalog/pdfimages/95/95fb68c2-b01d-4978-84db-b758f8118b62.pdf>>.\*

(21) Appl. No.: **29/454,161**

(Continued)

(22) Filed: **May 7, 2013**

(51) **LOC (10) Cl.** ..... **14-03**

(52) **U.S. Cl.**

USPC ..... **D14/218**

(58) **Field of Classification Search**

USPC ..... D14/218, 496, 492, 250, 125, 138, 341,  
D14/217, 439; D13/168, 164, 174; D10/65,  
D10/109.1; 345/169; 348/564, 734; 463/36;  
D8/353; D24/121; D21/513; D26/52

See application file for complete search history.

*Primary Examiner* — John Windmuller

*Assistant Examiner* — John R Yeh

(74) *Attorney, Agent, or Firm* — Ming Chow; Sinorica, LLC

(57)

**CLAIM**

The ornamental design for a remote control, as shown and described.

(56) **References Cited**

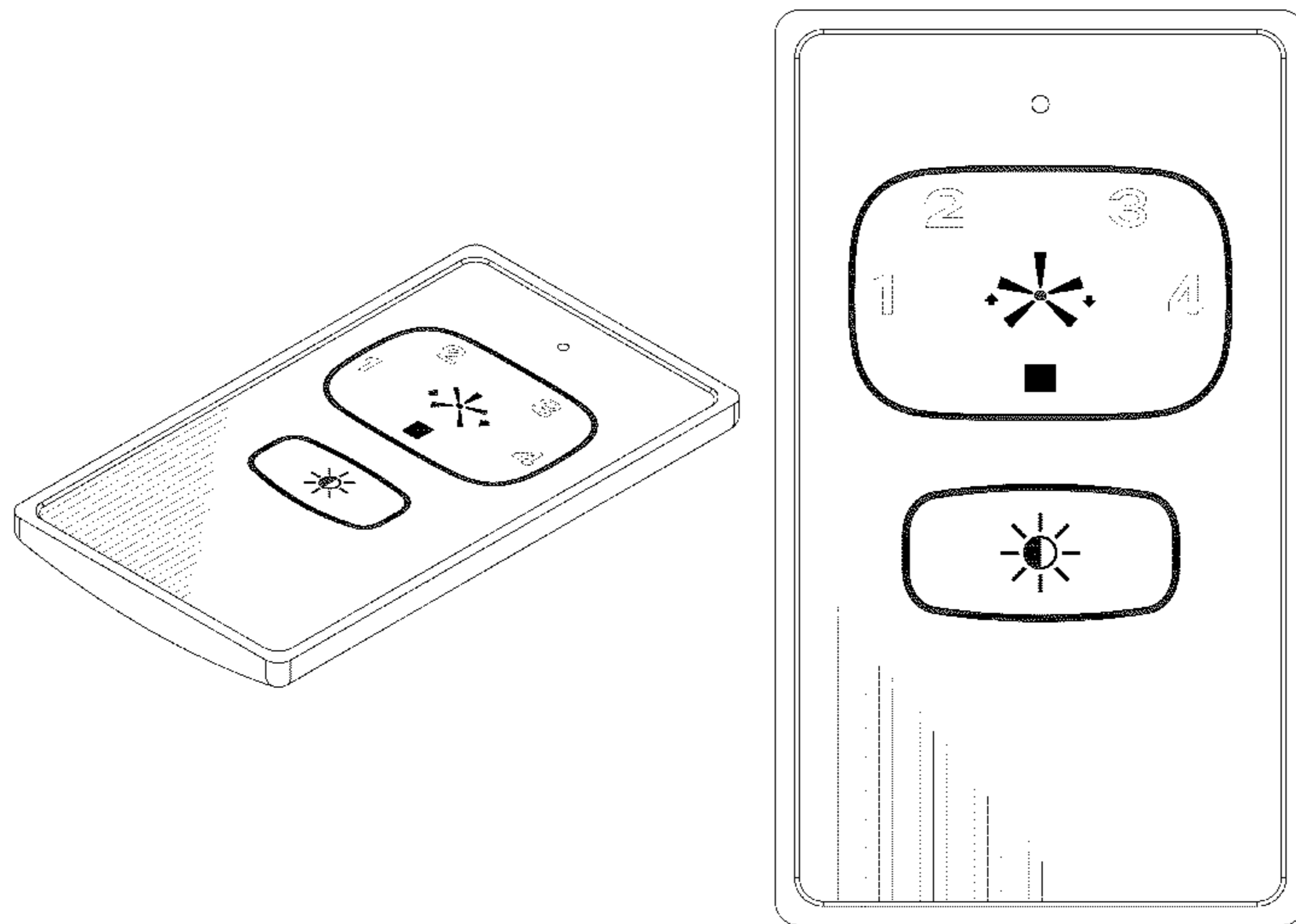
**DESCRIPTION**

**U.S. PATENT DOCUMENTS**

D300,831 S \* 4/1989 Jenkins et al. .... D14/218  
D338,727 S \* 8/1993 Rand et al. .... D24/121  
D341,848 S \* 11/1993 Bigelow et al. .... D18/27  
D348,435 S \* 7/1994 Farinelli et al. .... D13/168  
D362,695 S \* 9/1995 Waldhelm ..... D21/513  
D450,313 S \* 11/2001 Koinuma ..... D14/218  
D487,750 S \* 3/2004 Dietel et al. .... D14/474  
D513,617 S \* 1/2006 Tierney ..... D14/496  
D533,514 S \* 12/2006 Hidalgo ..... D13/168  
D541,298 S \* 4/2007 Andre et al. .... D14/496  
D572,160 S \* 7/2008 Cherneff et al. .... D10/106.9  
D573,957 S \* 7/2008 Ledbetter et al. .... D13/168  
D600,705 S \* 9/2009 LaManna et al. .... D14/492  
D604,702 S \* 11/2009 Felegy et al. .... D13/168  
D625,737 S \* 10/2010 van Alphen et al. .... D14/496  
D626,111 S \* 10/2010 Jun ..... D14/203.7  
D627,763 S \* 11/2010 Carsey ..... D14/218

FIG. 1 is a perspective view of the remote control showing my new design;  
FIG. 2 is a front elevation view thereof;  
FIG. 3 is a rear elevation view thereof;  
FIG. 4 is left side view thereof;  
FIG. 5 is right side view thereof;  
FIG. 6 is a top plan view thereof;  
FIG. 7 is a bottom plan view thereof;  
FIG. 8 is a perspective view thereof;  
FIG. 9 is a perspective view thereof; and,  
FIG. 10 is a perspective view thereof.  
The numbers in broken lines are not part of the claimed design.

**1 Claim, 10 Drawing Sheets**



(56)

**References Cited**

U.S. PATENT DOCUMENTS

D704,152 S \* 5/2014 Altonen et al. .... D13/168  
D704,166 S \* 5/2014 Sung ..... D14/218  
2009/0273718 A1\* 11/2009 Barbaroux et al. .... 348/734

OTHER PUBLICATIONS

Mini Universal Remote Control, INternet Wyback Machine date Sep. 26, 2011, [online], [site visited Oct. 15, 2014], Available on the

Internet, <[http://web.archive.org/web/20110926164706/http://www.focalprice.com/HR019X/Mini\\_Universal\\_Remote\\_Control\\_for\\_TV\\_Set\\_with\\_Keychain.html](http://web.archive.org/web/20110926164706/http://www.focalprice.com/HR019X/Mini_Universal_Remote_Control_for_TV_Set_with_Keychain.html)>.\*

Qumi Q5 projector remote, Internet pub date Jun. 5, 2007, [online], [site visited Oct. 15, 2014], Available on the Internet, <[http://www.bhphotovideo.com/c/product/908907-REG/vivitek\\_5041825100\\_replacement\\_remote\\_control\\_for.html](http://www.bhphotovideo.com/c/product/908907-REG/vivitek_5041825100_replacement_remote_control_for.html)>.\*

\* cited by examiner

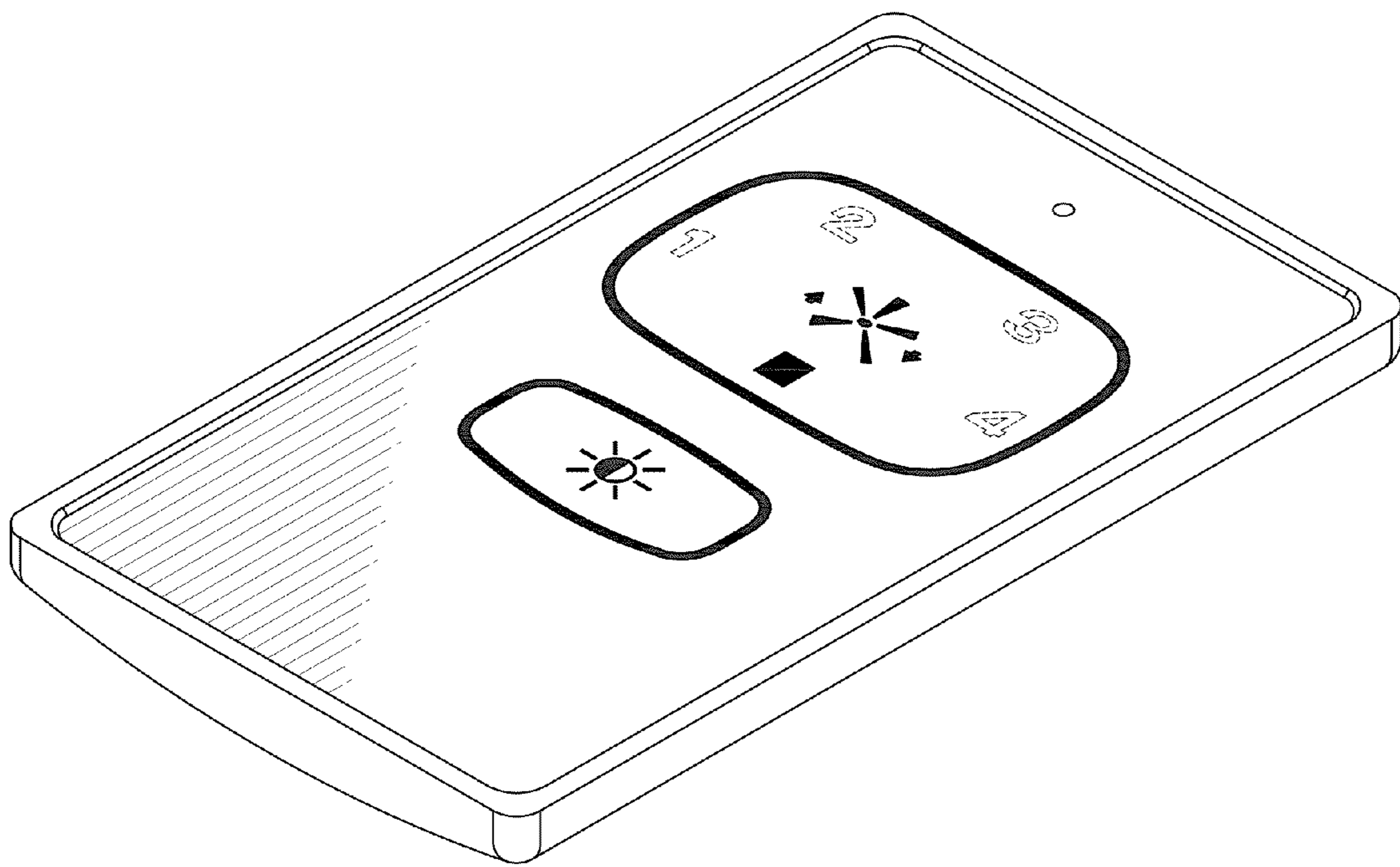


FIG. 1

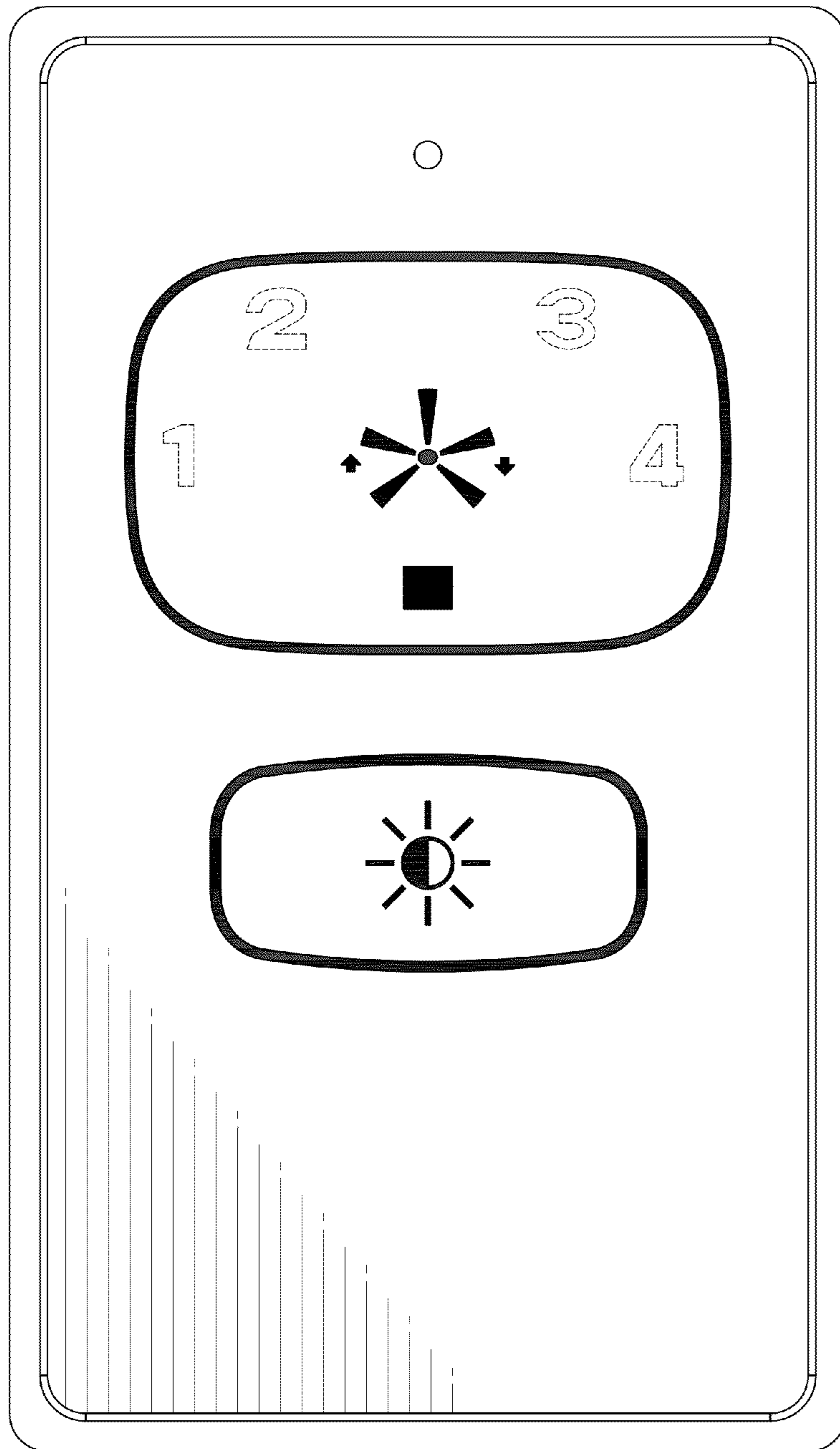


FIG. 2




FIG. 3




FIG. 4




FIG. 5

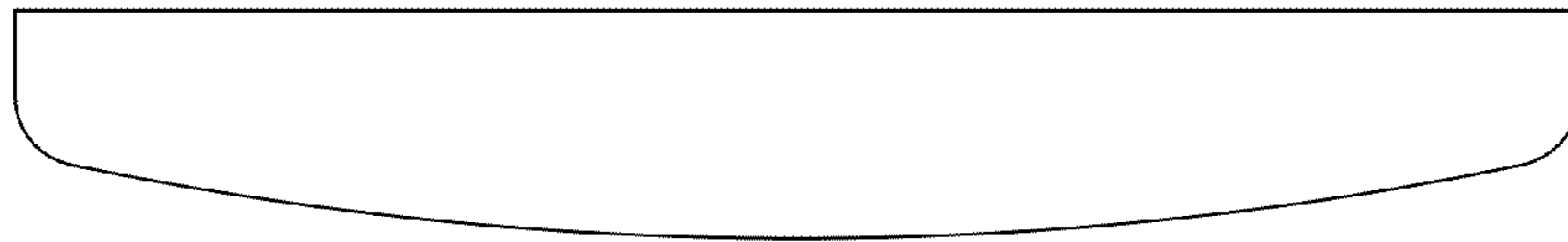


FIG. 6






FIG. 7

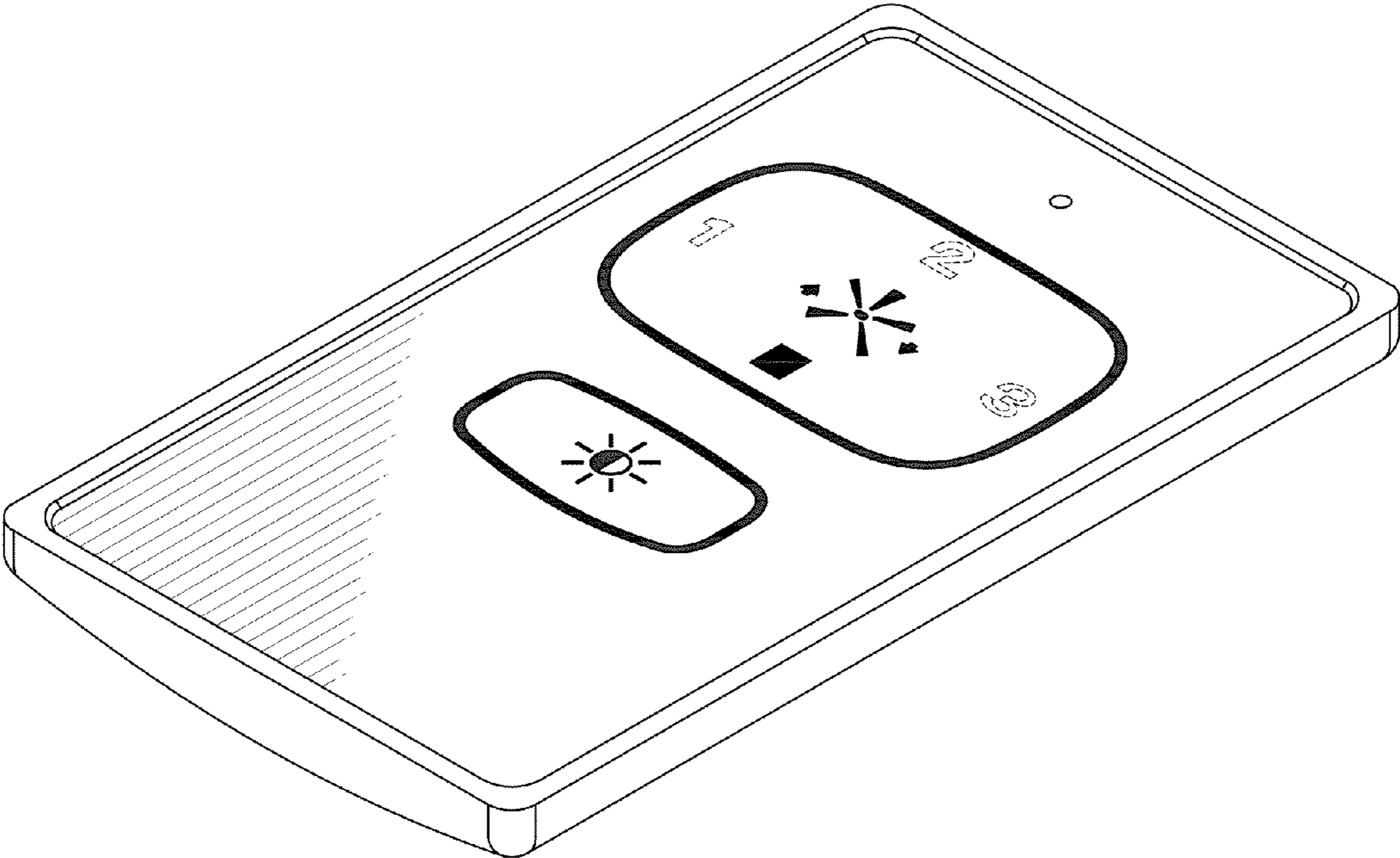


FIG. 8

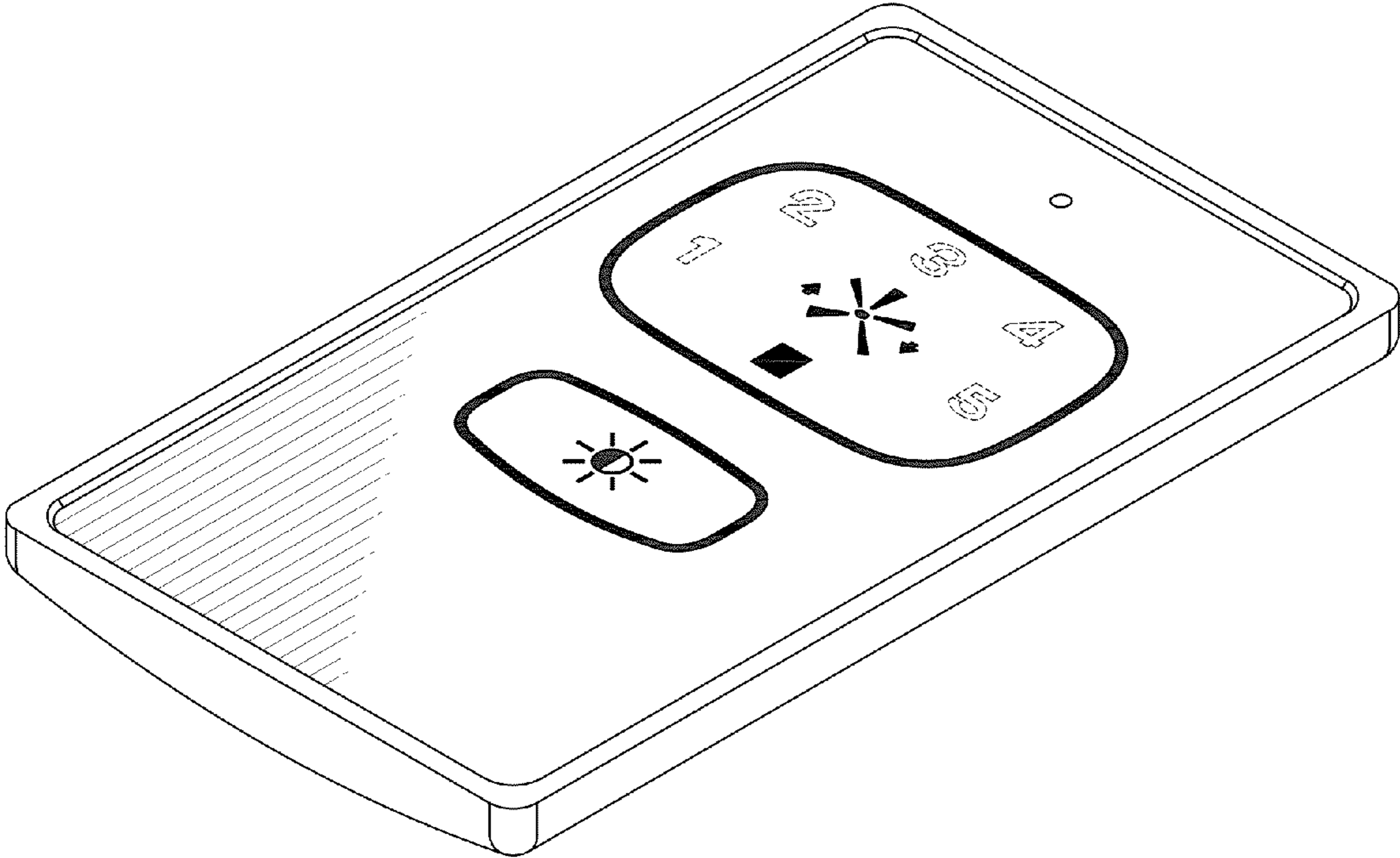
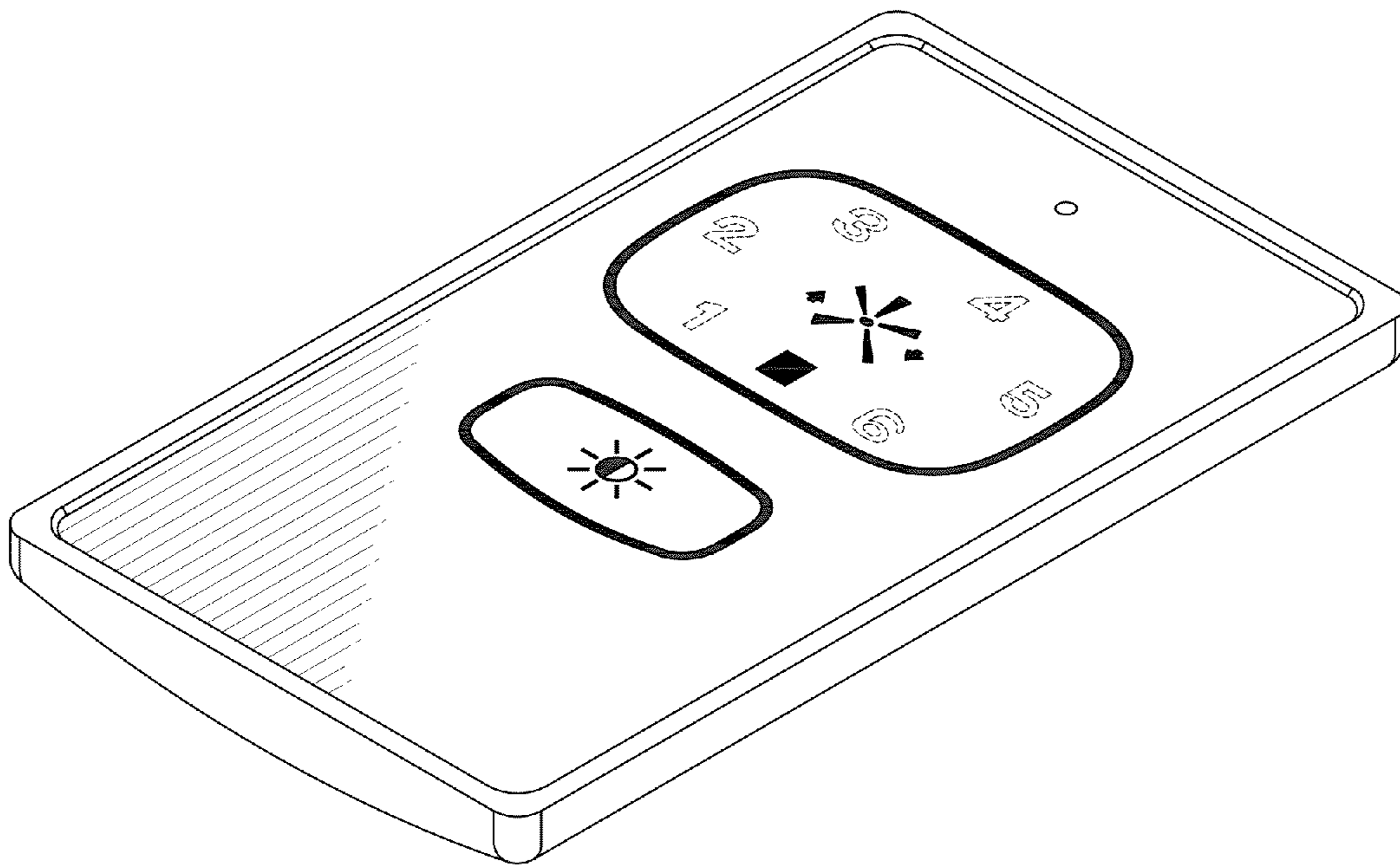


FIG. 9



F: C. 10