



US00D726158S

(12) **United States Design Patent**  
**Zhao**

(10) **Patent No.:** **US D726,158 S**

(45) **Date of Patent:** **\*\* Apr. 7, 2015**

(54) **WATERPROOF BLUETOOTH SHOWER  
SPEAKER**

(71) Applicant: **Baohua Zhao**, Shenzhen (CN)

(72) Inventor: **Baohua Zhao**, Shenzhen (CN)

(\*\*) Term: **14 Years**

(21) Appl. No.: **29/485,369**

(22) Filed: **Mar. 18, 2014**

(51) **LOC (10) Cl.** ..... **14-03**

(52) **U.S. Cl.**  
USPC ..... **D14/216**

(58) **Field of Classification Search**

CPC .... B60R 11/0217; G06F 1/1688; H04M 1/03;  
H04M 1/035; H04R 1/02; H04R 1/06; H04R  
1/021; H04R 1/025; H04R 1/026; H04R  
1/028; H04R 1/105; H04R 1/323; H04R  
1/403; H04R 1/2803; H04R 1/2834; H04R  
5/02; H04R 7/20; H04R 9/06; H04R 9/025;  
H04R 2201/21; H04R 2400/00; H04R  
2400/07; H04R 2499/11; H04R 2499/13;  
H04R 2499/15; H04S 3/00; H04S 7/30  
USPC ..... D14/167, 168, 170–172, 188, 194–196,  
D14/204, 207, 209.1, 210–216, 219, 221,  
D14/222, 224, 496; 181/143, 144, 147, 148,  
181/150, 153, 157, 198, 199; 381/300–303,  
381/306, 332, 333, 336, 345, 361–364,  
381/386–388; 369/6–12

See application file for complete search history.

(56) **References Cited**

U.S. PATENT DOCUMENTS

D237,009 S *	9/1975	Izuhara .....	D14/198
D418,137 S *	12/1999	Zeitman .....	D14/194
D427,991 S *	7/2000	Ho .....	D14/168
D436,094 S *	1/2001	Yamada .....	D14/195
D459,338 S *	6/2002	Sterzick .....	D14/196
D468,986 S *	1/2003	Kan .....	D8/98
D470,120 S *	2/2003	Chan .....	D14/194
D477,301 S *	7/2003	Hollinger .....	D14/168
D489,704 S *	5/2004	Kim .....	D14/188
D501,843 S *	2/2005	Oas .....	D14/188
D503,166 S *	3/2005	Tse .....	D14/171
D504,125 S *	4/2005	Tien .....	D14/188
D516,541 S *	3/2006	Bhavnani .....	D14/192
D604,270 S *	11/2009	Moeggenberg et al. ....	D14/215

\* cited by examiner

*Primary Examiner* — Keli L Hill

(57) **CLAIM**

The ornamental design for a waterproof bluetooth shower speaker, as shown and described.

**DESCRIPTION**

FIG. 1 is a perspective view of a waterproof bluetooth shower speaker showing my new design.

FIG. 2 is a front view thereof.

FIG. 3 is a rear view thereof.

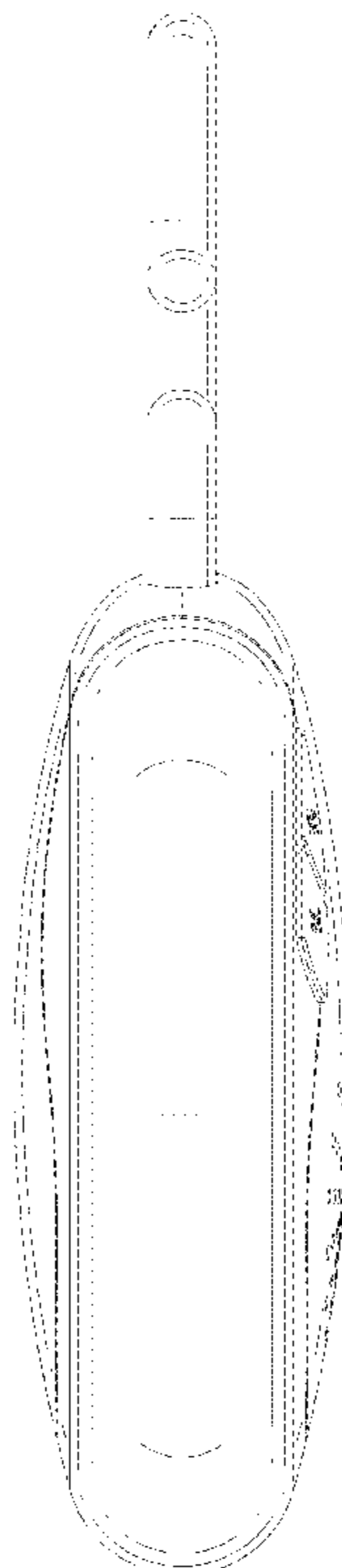
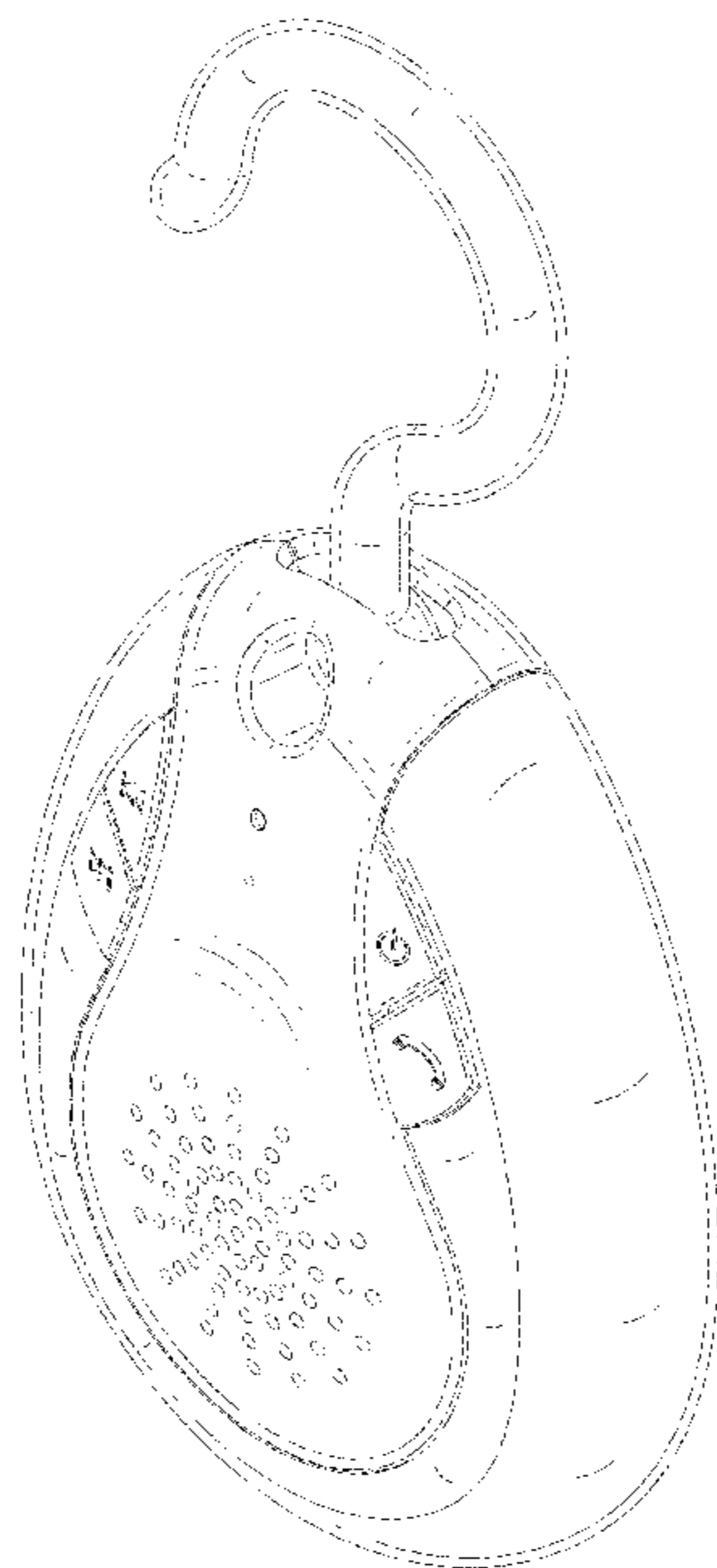
FIG. 4 is a right end view thereof.

FIG. 5 is a left end view thereof.

FIG. 6 is a top view thereof; and,

FIG. 7 is a bottom view thereof.

**1 Claim, 6 Drawing Sheets**



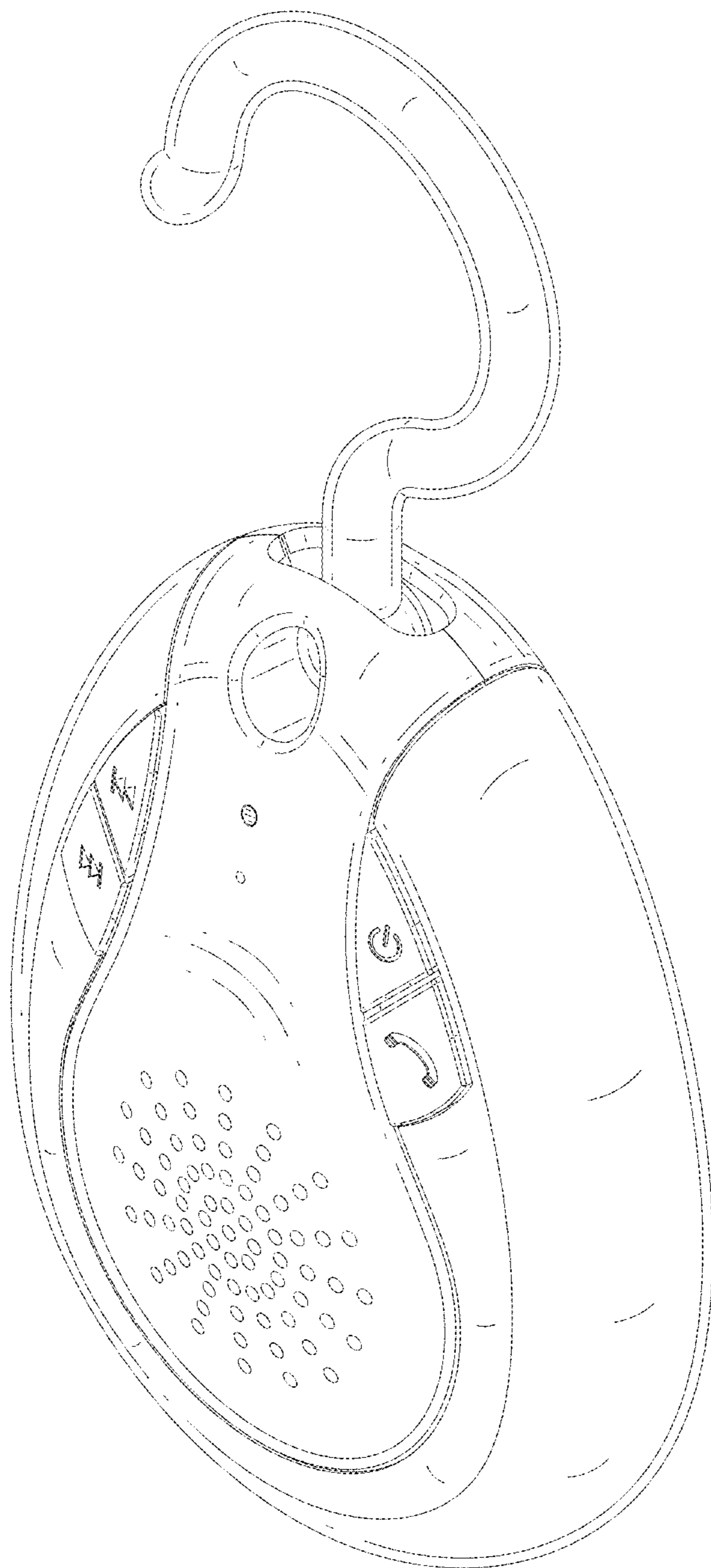


FIG.1

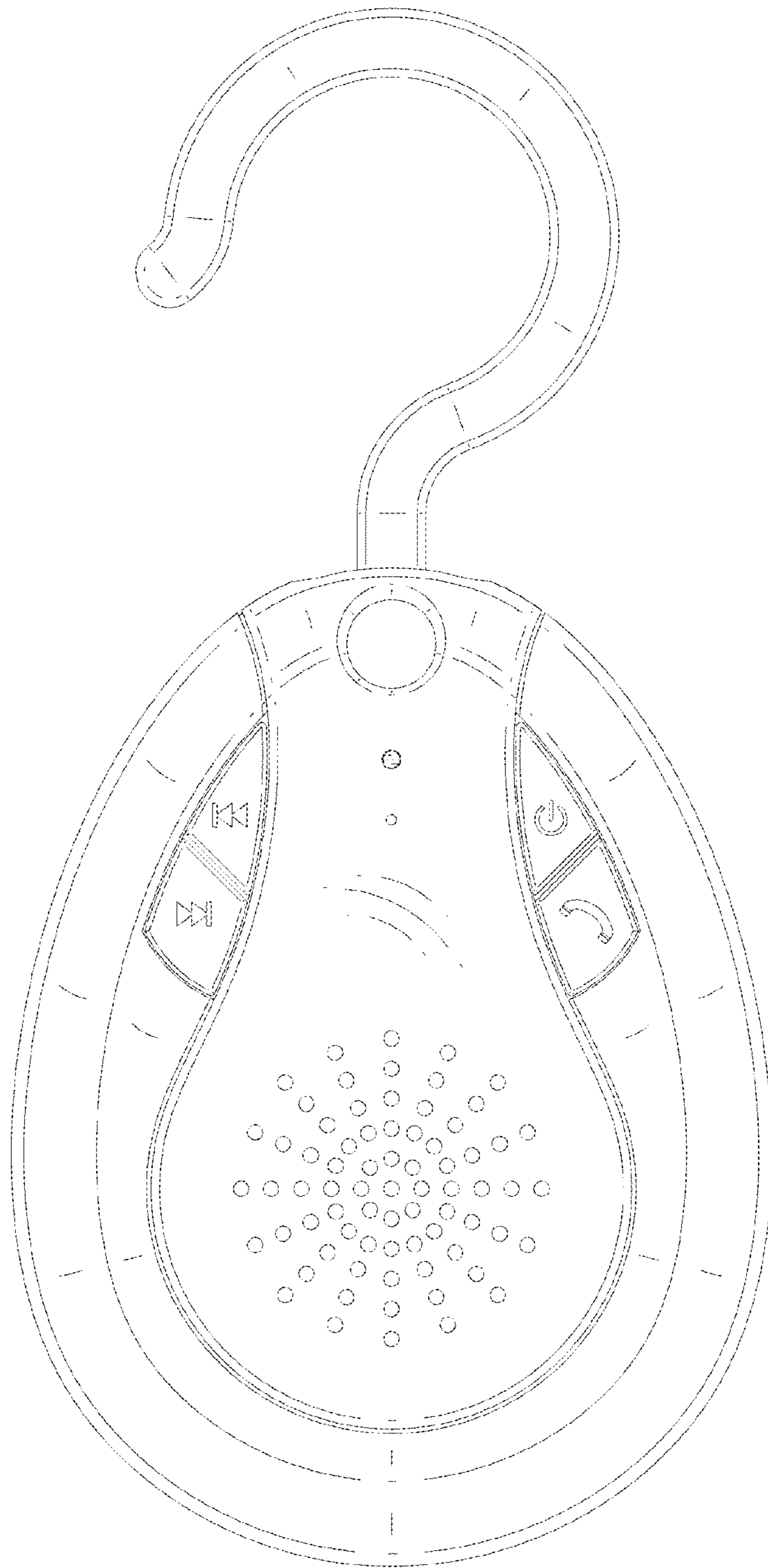


FIG.2

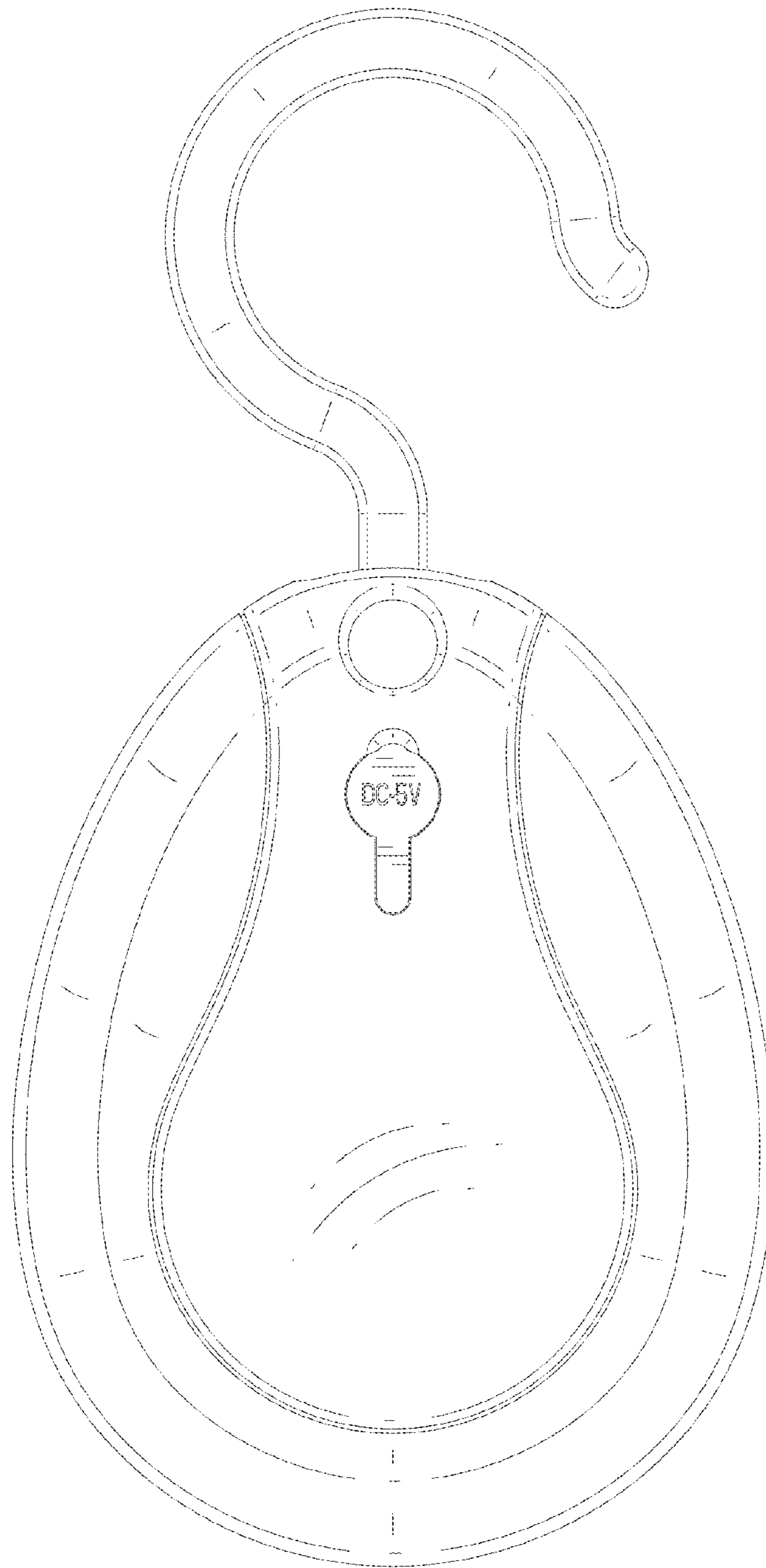


FIG.3

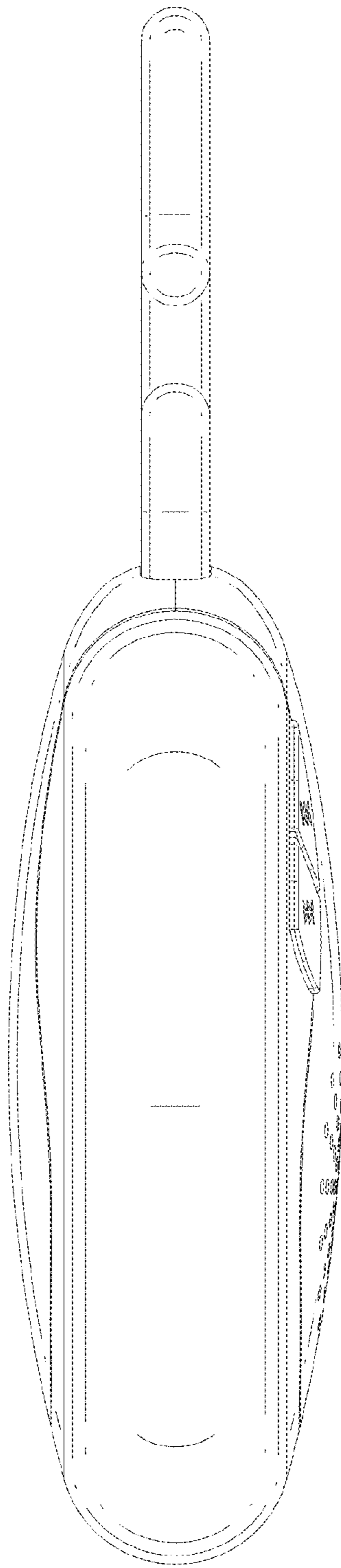


FIG.4

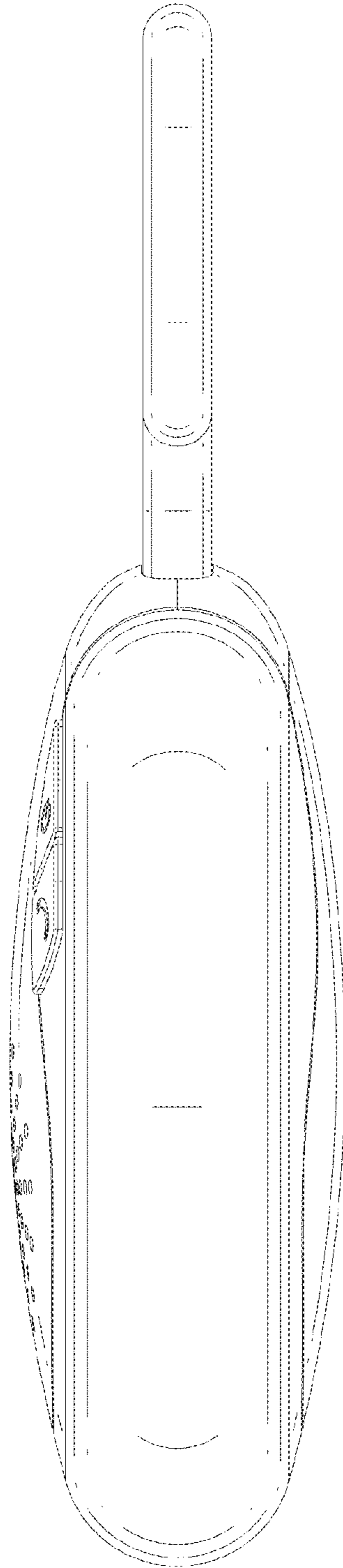


FIG.5

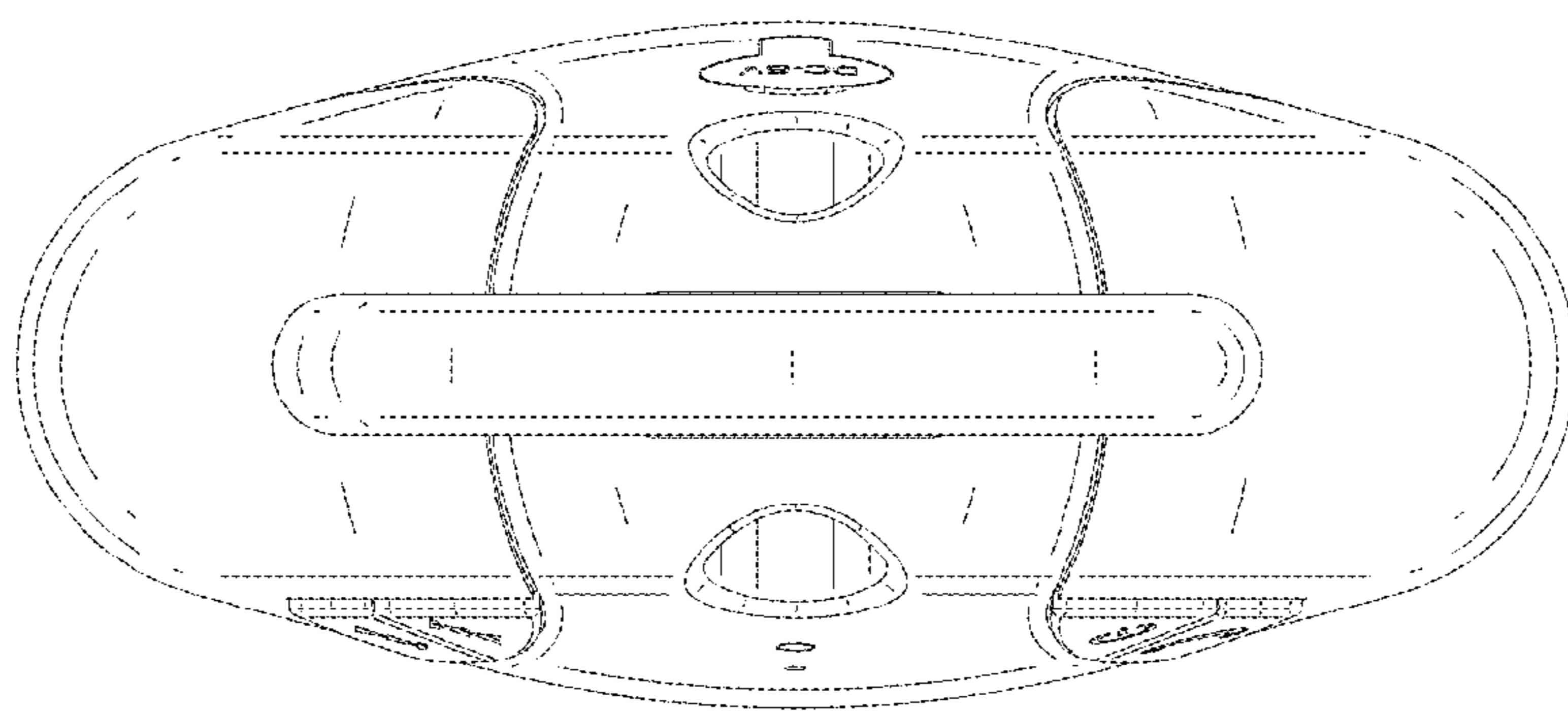


FIG. 6

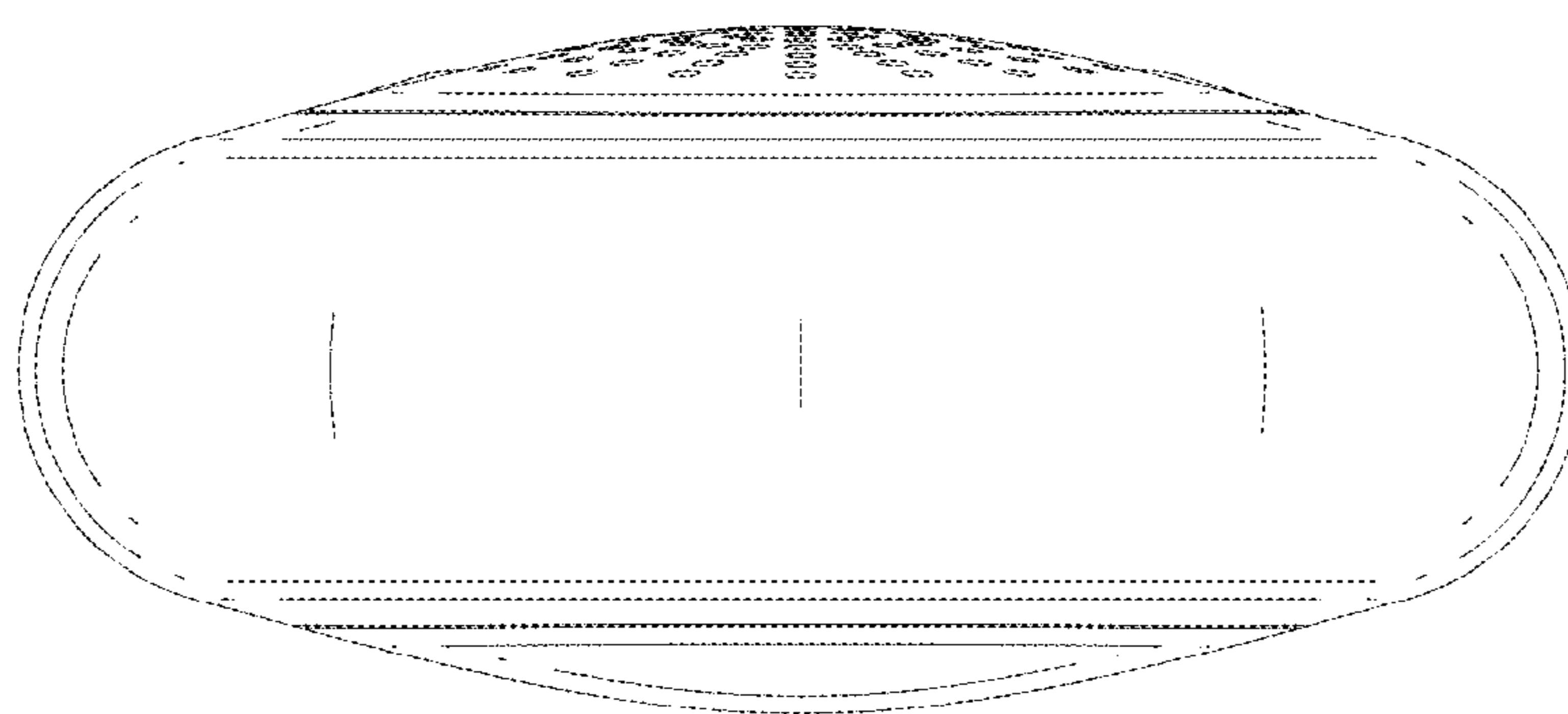


FIG. 7