



US00D726145S

(12) **United States Design Patent**  
**Hsieh et al.**

(10) **Patent No.:** **US D726,145 S**  
(45) **Date of Patent:** **\*\* Apr. 7, 2015**

(54) **MOBILE PHONE EARPHONE**

(71) Applicant: **1More Inc.**, Shenzhen (CN)

(72) Inventors: **Kuan-hong Hsieh**, Shenzhen (CN);  
**Bo-qing Lin**, Shenzhen (CN); **Shi-xuan Yu**, Shenzhen (CN); **Yun-liang Chen**, Shenzhen (CN); **Yang Yuan**, Shenzhen (CN)

(73) Assignee: **1More Inc.** (CN)

(\*\*) Term: **14 Years**

(21) Appl. No.: **29/473,852**

(22) Filed: **Nov. 26, 2013**

(30) **Foreign Application Priority Data**

May 28, 2013 (CN) ..... 2013 3 0212506

(51) **LOC (10) Cl.** ..... **14-01**

(52) **U.S. Cl.**  
USPC ..... **D14/205**

(58) **Field of Classification Search**  
CPC ..... H04R 1/10  
USPC ..... D14/205, 223; 181/129, 130, 135;  
379/430, 431; 381/380, 381, 370, 384,  
381/385; 455/90.3, 575.1, 569.1  
See application file for complete search history.

(56) **References Cited**

**U.S. PATENT DOCUMENTS**

D270,634	S	*	9/1983	Ungar	.....	D14/205
D278,234	S	*	4/1985	Saito	.....	D14/205
4,646,872	A	*	3/1987	Kamon et al.	.....	181/129
D326,655	S	*	6/1992	Iribe	.....	D14/192
5,222,151	A	*	6/1993	Nagayoshi et al.	.....	381/380
5,927,659	A	*	7/1999	Yang	.....	248/58
6,198,821	B1	*	3/2001	Yang	.....	379/420.04
D469,753	S	*	2/2003	Andre et al.	.....	D14/205

D517,497	S	*	3/2006	Lee	.....	D13/154
D569,841	S	*	5/2008	Chung et al.	.....	D14/205
D578,507	S	*	10/2008	Ando	.....	D14/205
D582,389	S	*	12/2008	Bose et al.	.....	D14/205
D589,491	S	*	3/2009	Andre et al.	.....	D14/205
D591,264	S	*	4/2009	Hong et al.	.....	D14/205
D599,778	S	*	9/2009	Ando	.....	D14/205
D605,628	S	*	12/2009	Ando	.....	D14/205
D607,875	S	*	1/2010	Pedersen, II	.....	D14/206
D614,168	S	*	4/2010	Rogers et al.	.....	D14/206
D624,902	S	*	10/2010	Kolton	.....	D14/205
D627,764	S	*	11/2010	Tsai et al.	.....	D14/223
D643,414	S	*	8/2011	Lee et al.	.....	D14/223
7,991,180	B2	*	8/2011	Moon	.....	381/380
8,073,181	B2	*	12/2011	Bakalos et al.	.....	381/384
D652,817	S	*	1/2012	Lee et al.	.....	D14/205
D653,235	S	*	1/2012	McManigal	.....	D14/205
D654,056	S	*	2/2012	Hoggarth et al.	.....	D14/223

(Continued)

*Primary Examiner* — Paula Greene

(74) *Attorney, Agent, or Firm* — Fenwick & West LLP

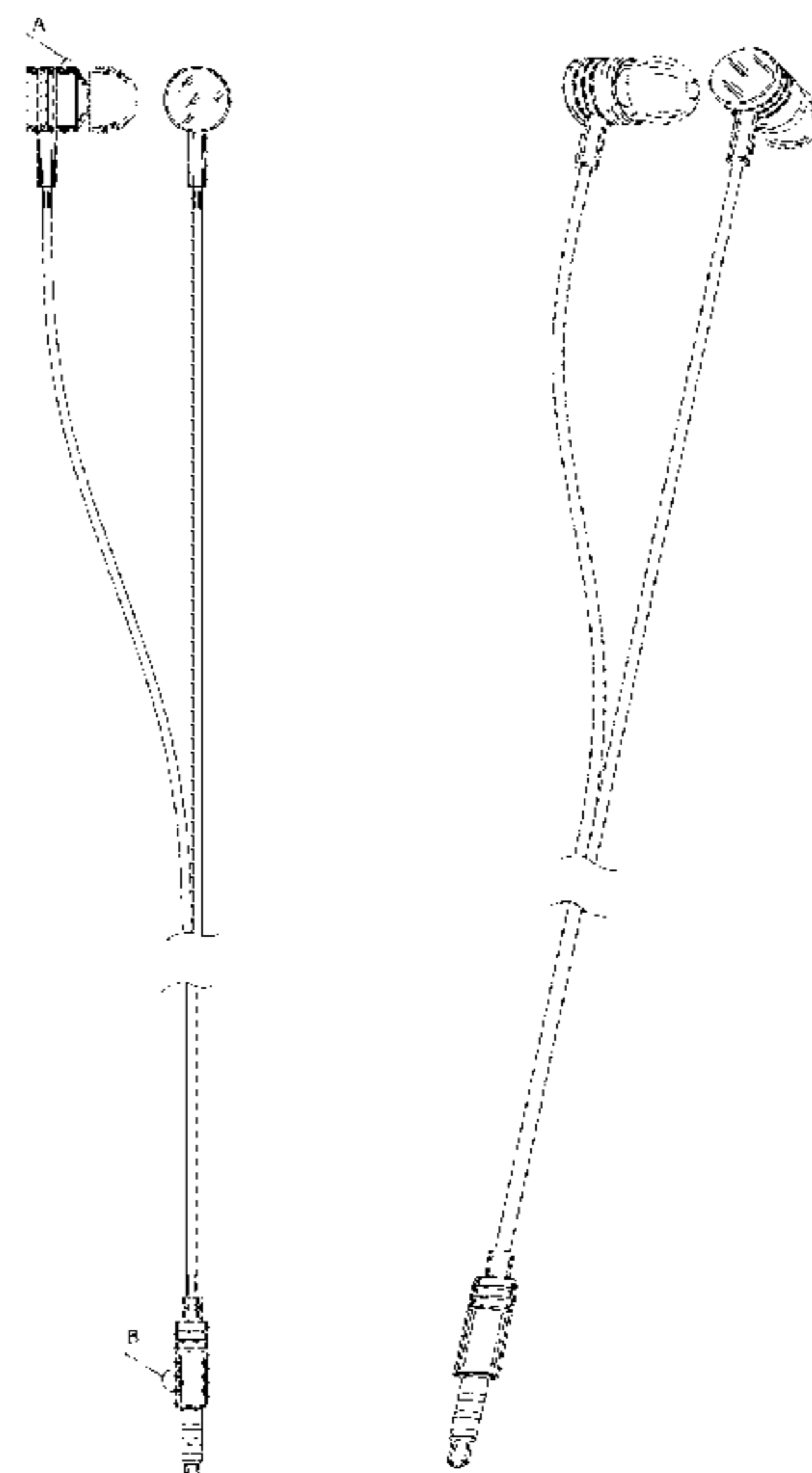
(57) **CLAIM**

The ornamental design for a mobile phone earphone, as shown and described.

**DESCRIPTION**

FIG. 1 is a front elevational view of a mobile phone earphone showing our new design, the cord drawn broken away for indeterminate length;  
FIG. 2 is a rear elevational view thereof;  
FIG. 3 is a left side elevational view thereof;  
FIG. 4 is a right side elevational view thereof;  
FIG. 5 is a top plan view thereof;  
FIG. 6 is a perspective view thereof;  
FIG. 7 is an enlarged partial view of "A" as shown in FIG. 1; and,  
FIG. 8 is an enlarged partial view of "B" as shown in FIG. 1. Any broken lines in the drawings are included for the purpose of illustrating environmental structure and form no part of the claimed design.

**1 Claim, 8 Drawing Sheets**



(56)

**References Cited**

U.S. PATENT DOCUMENTS

D656,492 S *	3/2012	Huang	.....	D14/223	D678,242 S *	3/2013	Von Euler	.....	D14/205
8,139,809 B2 *	3/2012	Jubelirer et al.	.....	381/385	D680,102 S *	4/2013	Chen	.....	D14/223
8,144,915 B2 *	3/2012	Hankey et al.	.....	381/384	D681,001 S *	4/2013	Murchison et al.	.....	D14/205
8,218,808 B2 *	7/2012	Xu	.....	381/384	8,442,257 B2 *	5/2013	Aase et al.	.....	381/370
D668,632 S *	10/2012	Enquist	.....	D14/205	8,447,062 B2 *	5/2013	Lin	.....	381/384
8,345,913 B2 *	1/2013	Pang et al.	.....	381/384	D685,764 S *	7/2013	Coulter	.....	D14/205
D676,417 S *	2/2013	Masuda	.....	D14/205	D686,596 S *	7/2013	Morimoto	.....	D14/223
D677,240 S *	3/2013	Coulter	.....	D14/205	D687,410 S *	8/2013	Fletcher et al.	.....	D14/205
					D695,267 S *	12/2013	Schaal et al.	.....	D14/205
					D707,660 S *	6/2014	Yang	.....	D14/223
					2012/0045084 A1 *	2/2012	Groset et al.	.....	381/384

\* cited by examiner

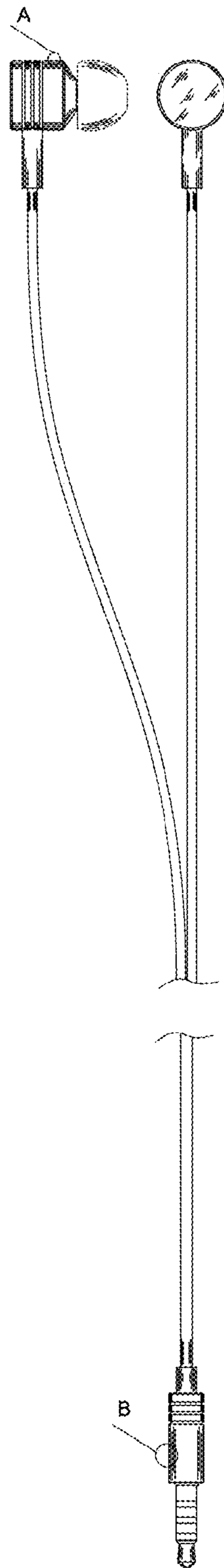


FIG. 1

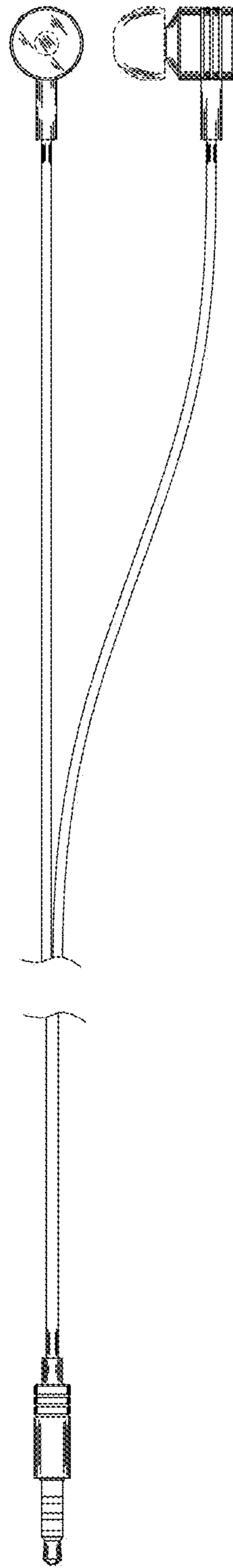


FIG. 2




FIG. 3

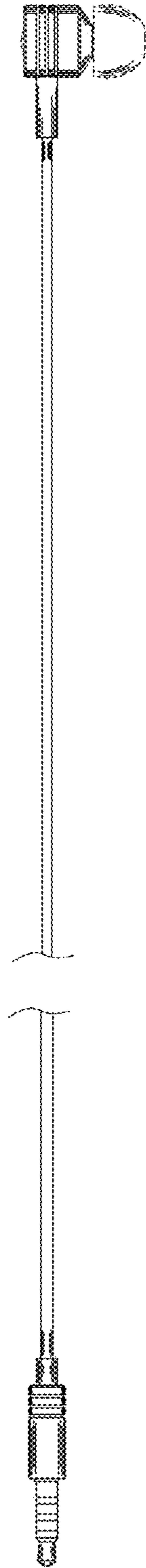


FIG. 4

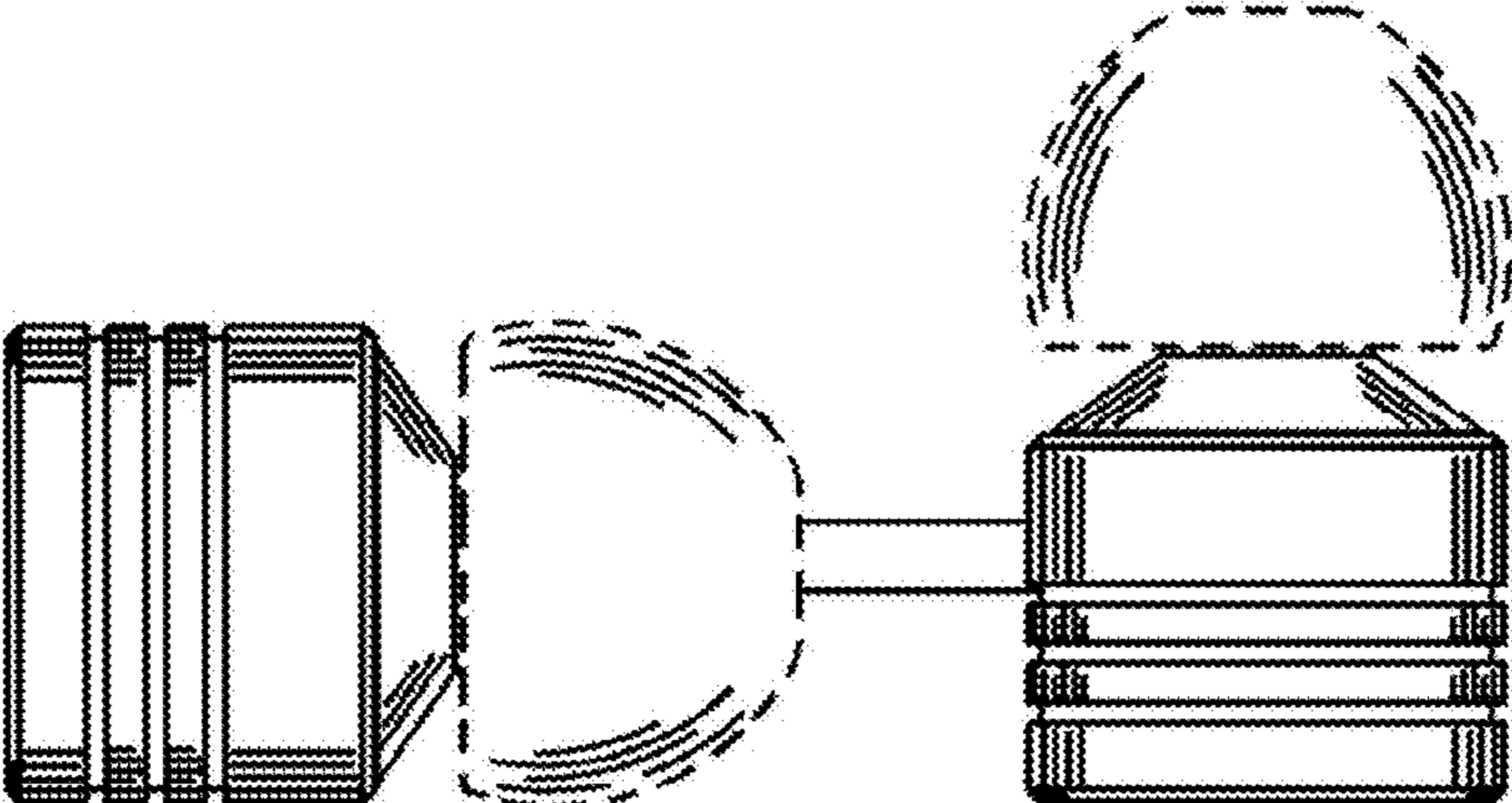


FIG. 5

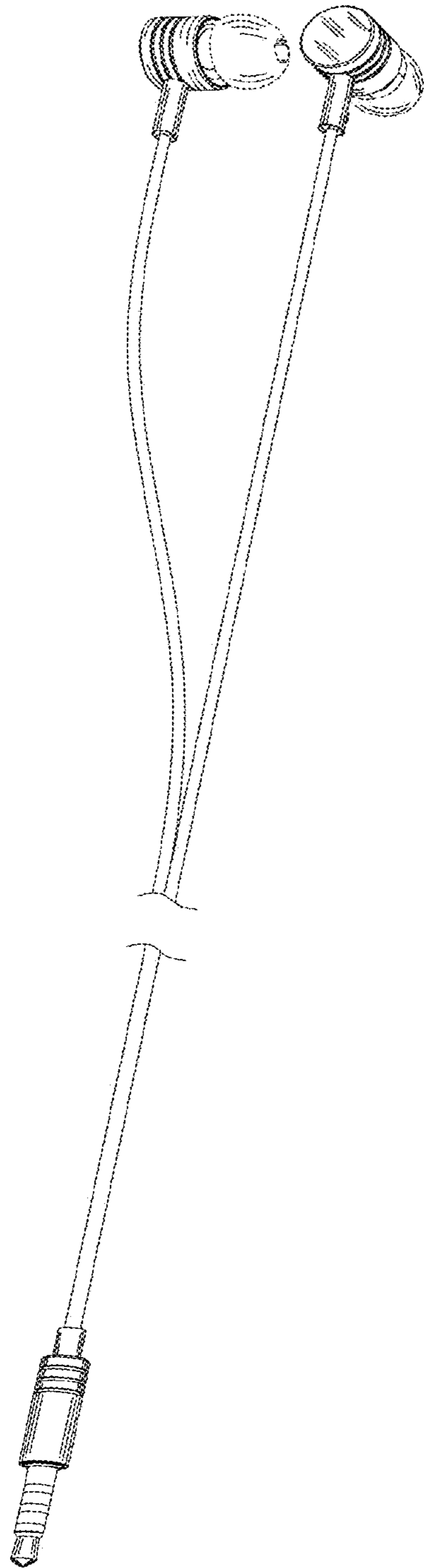


FIG. 6





FIG. 7



FIG. 8