



US00D726125S

(12) **United States Design Patent**  
**Baldwin et al.**

(10) **Patent No.:** **US D726,125 S**

(45) **Date of Patent:** **\*\* Apr. 7, 2015**

(54) **ELECTRICAL BOX**

(71) Applicants: **Jeffrey Baldwin**, Desert Hills, AZ (US);  
**John Klein**, Gilbert, AZ (US); **Ryan Liebengood**, Gilbert, AZ (US)

(72) Inventors: **Jeffrey Baldwin**, Desert Hills, AZ (US);  
**John Klein**, Gilbert, AZ (US); **Ryan Liebengood**, Gilbert, AZ (US)

(\*\*) Term: **14 Years**

(21) Appl. No.: **29/457,352**

(22) Filed: **Jun. 9, 2013**

(51) **LOC (10) Cl.** ..... **13-03**

(52) **U.S. Cl.**  
USPC ..... **D13/156**

(58) **Field of Classification Search**  
USPC ..... D13/156, 133, 146, 152, 154, 155, 158,  
D13/160, 173, 177, 184, 199; 174/50,  
174/53-55, 58-60, 64, 66, 67, 480, 481,  
174/650, 652, 653, 663, 665, 668; 220/3.2,  
220/3.3, 3.7-3.9, 241, 242; 439/180, 252,  
439/269.1, 278, 374, 378, 527, 529, 533,  
439/892, 894, 901; D8/350, 352, 353, 356

See application file for complete search history.

(56) **References Cited**

U.S. PATENT DOCUMENTS

3,197,556	A	*	7/1965	Simon	.....	174/153	G
D296,761	S	*	7/1988	Mockett	.....	D8/400	
D342,235	S	*	12/1993	Shotey	.....	D13/156	
D401,566	S	*	11/1998	Gesmondi et al.	.....	D13/177	
D473,447	S	*	4/2003	Luu	.....	D8/352	
D493,773	S	*	8/2004	Hein	.....	D13/156	
D522,353	S	*	6/2006	Wengrower	.....	D8/352	
D554,475	S	*	11/2007	Gorin et al.	.....	D8/353	
D637,976	S	*	5/2011	Nurmi et al.	.....	D13/155	
8,324,516	B1	*	12/2012	Gretz	.....	174/659	

\* cited by examiner

*Primary Examiner* — Derrick Holland

(74) *Attorney, Agent, or Firm* — Ryan Liebengood

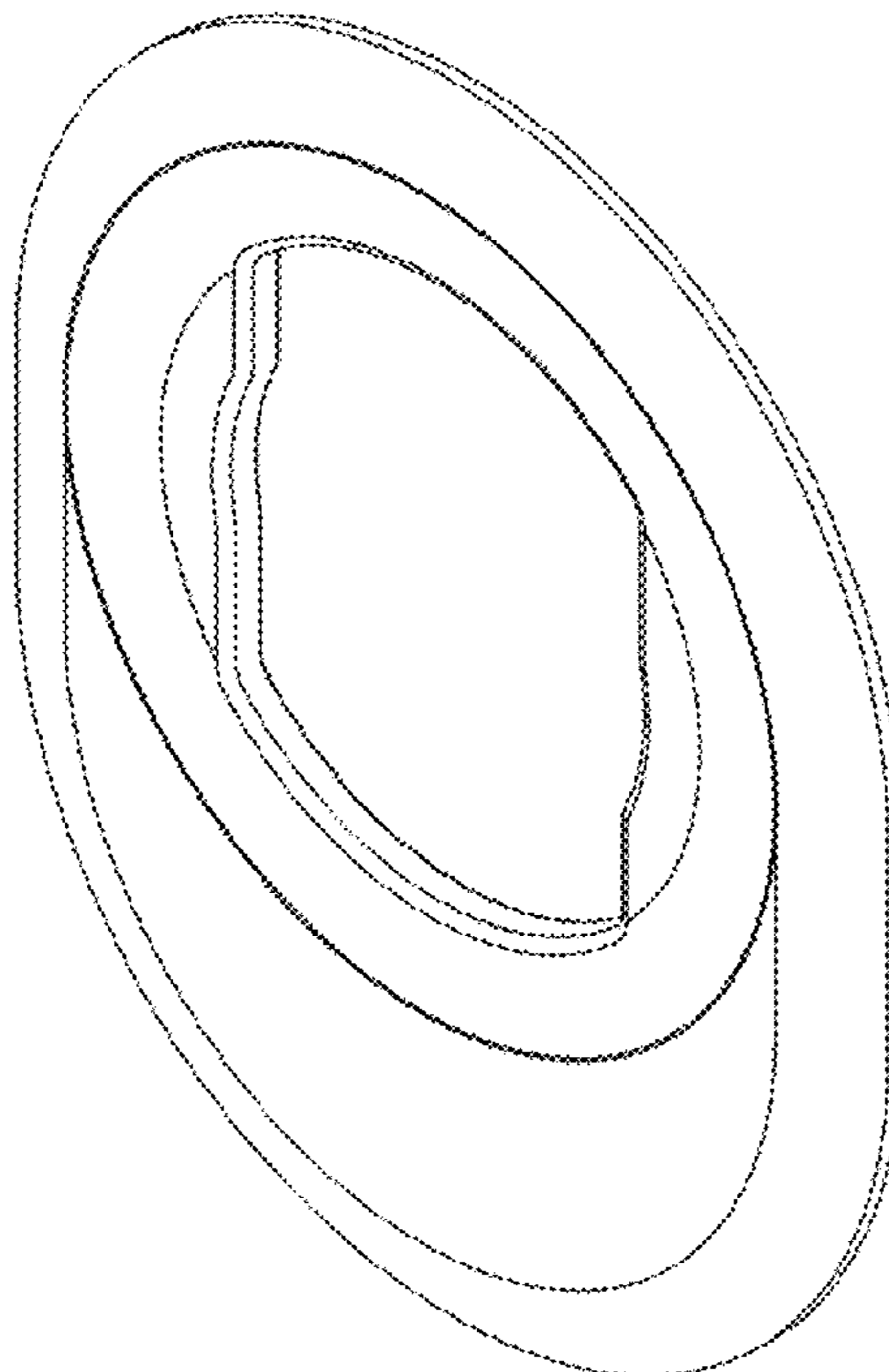
(57) **CLAIM**

The ornamental design for electrical box, as shown and described.

**DESCRIPTION**

FIG. 1 is a perspective view of an electrical box showing our new design;  
FIG. 2 is a top plan view thereof;  
FIG. 3 is a bottom plan view thereof;  
FIG. 4 is a left elevational view thereof, the right side being identical;  
FIG. 5 is a front elevational view thereof; and,  
FIG. 6 is a back elevational view thereof.  
The broken lines shown represent unclaimed subject matter and form no part of the claimed design.

**1 Claim, 3 Drawing Sheets**






FIG. 1




FIG. 2




FIG. 3




FIG. 4

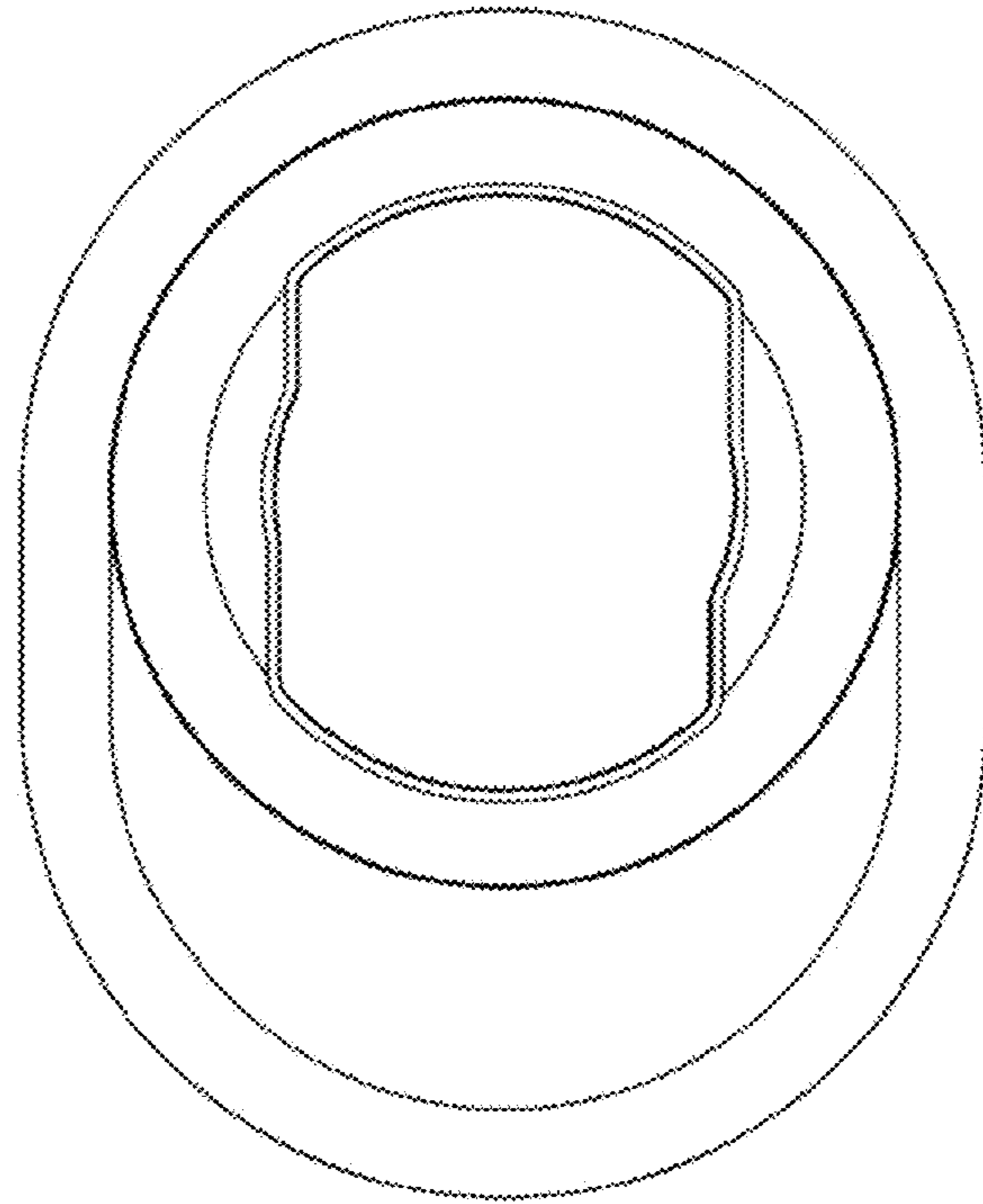


FIG. 5

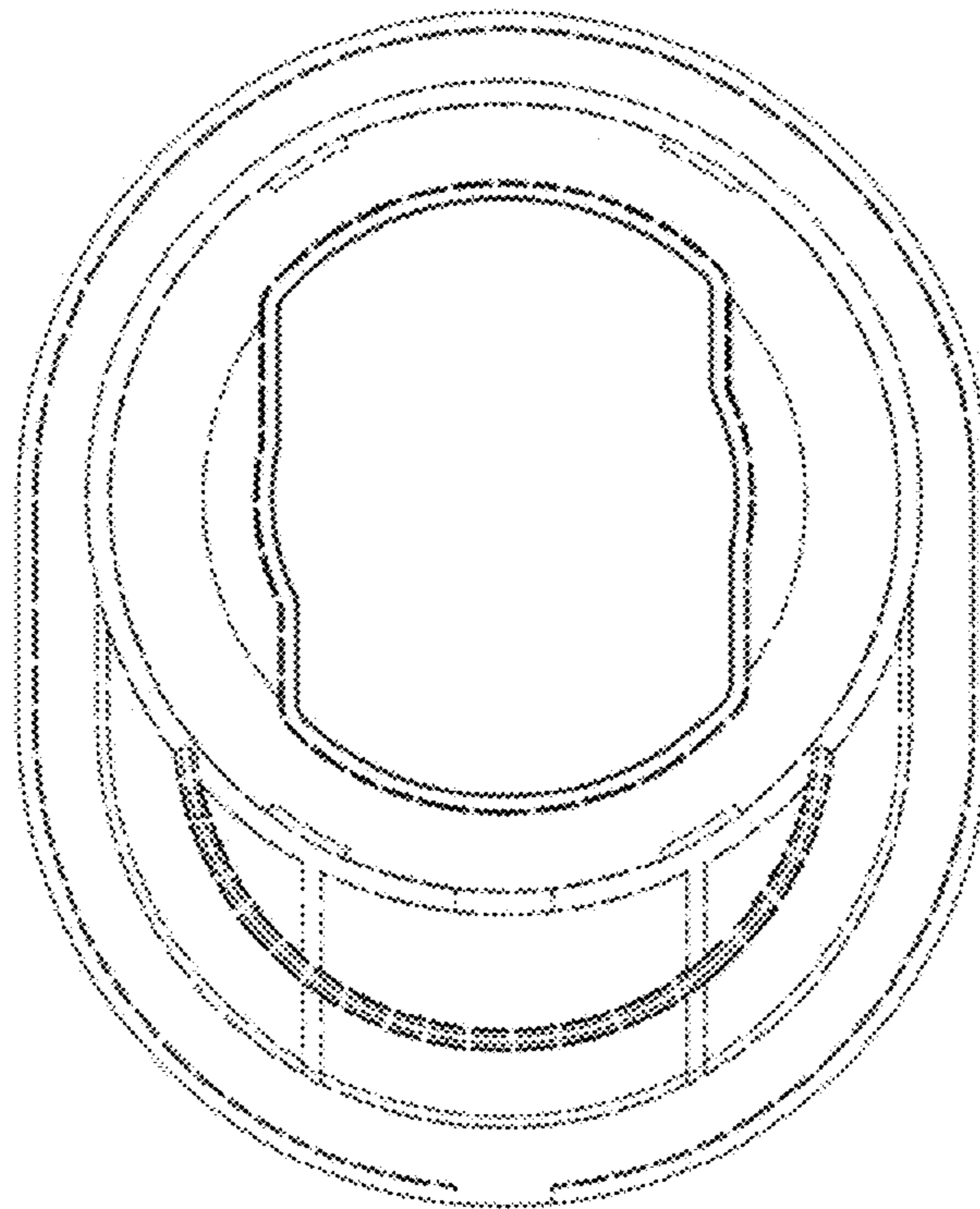


FIG. 6