



US00D726076S

(12) **United States Design Patent**
Arai et al.

(10) **Patent No.:** **US D726,076 S**

(45) **Date of Patent:** **** Apr. 7, 2015**

(54) **MOTOR SCOOTER**

(71) Applicant: **Honda Motor Co., Ltd.**, Tokyo (JP)

(72) Inventors: **Keisuke Arai**, Wako (JP); **Gianfelice Marasco**, Rome (IT)

(73) Assignee: **Honda Motor Co., Ltd.**, Tokyo (JP)

(**) Term: **14 Years**

(21) Appl. No.: **29/460,120**

(22) Filed: **Jul. 8, 2013**

(30) **Foreign Application Priority Data**

Jan. 9, 2013 (JP) 2013-000162

(51) **LOC (10) Cl.** **12-11**

(52) **U.S. Cl.**
USPC **D12/114**

(58) **Field of Classification Search**
USPC D12/110; 180/219, 220, 225, 229;
296/37.12, 78.1

See application file for complete search history.

(56) **References Cited**

U.S. PATENT DOCUMENTS

D286,521 S *	11/1986	Tanaka et al.	D12/110
D341,341 S *	11/1993	Nakamura et al.	D12/110
D503,907 S *	4/2005	Beggio	D12/110
D529,415 S *	10/2006	Shimada et al.	D12/110
D537,386 S *	2/2007	Mizuta et al.	D12/110
D544,817 S *	6/2007	Nishimoto et al.	D12/110
D563,283 S *	3/2008	Cheng	D12/110
D574,300 S *	8/2008	Kitayama et al.	D12/110
D602,402 S *	10/2009	Takahashi et al.	D12/110
D602,814 S *	10/2009	Lin	D12/110
D602,815 S *	10/2009	Lin et al.	D12/110
D610,490 S *	2/2010	Wong	D12/110

D622,636 S *	8/2010	Cheng	D12/110
D632,227 S *	2/2011	Lambri	D12/110
D643,782 S *	8/2011	Maccioni	D12/110
D654,402 S *	2/2012	Lambri et al.	D12/110
D662,860 S *	7/2012	Devernay et al.	D12/110
D669,395 S *	10/2012	Lambri et al.	D12/110
D669,396 S *	10/2012	Sawatsutipan et al.	D12/110
D670,206 S *	11/2012	Nitta et al.	D12/110
D678,129 S *	3/2013	Kubota et al.	D12/110
D680,911 S *	4/2013	Wu et al.	D12/110
D688,598 S *	8/2013	Lambri et al.	D12/110
D696,982 S *	1/2014	Nishimoto et al.	D12/110
D697,835 S *	1/2014	Kito et al.	D12/110

* cited by examiner

Primary Examiner — Robert M Spear

Assistant Examiner — Ryan Harvey

(74) *Attorney, Agent, or Firm* — Birch, Stewart, Kolasch & Birch, LLP

(57) **CLAIM**

The ornamental design for a motor scooter, as shown and described.

DESCRIPTION

FIG. 1 is a front view of a motor scooter showing my new design;

FIG. 2 is a rear view thereof;

FIG. 3 is a plan view thereof;

FIG. 4 is a bottom view thereof;

FIG. 5 is a right side view thereof;

FIG. 6 is a left side view thereof;

FIG. 7 is a right, front perspective view thereof;

FIG. 8 is a left, front perspective view thereof;

FIG. 9 is a right, rear perspective view thereof; and,

FIG. 10 is a left, rear perspective view thereof.

The portions shown in broken lines show environment and form no part of the claimed design.

1 Claim, 10 Drawing Sheets




FIG.1

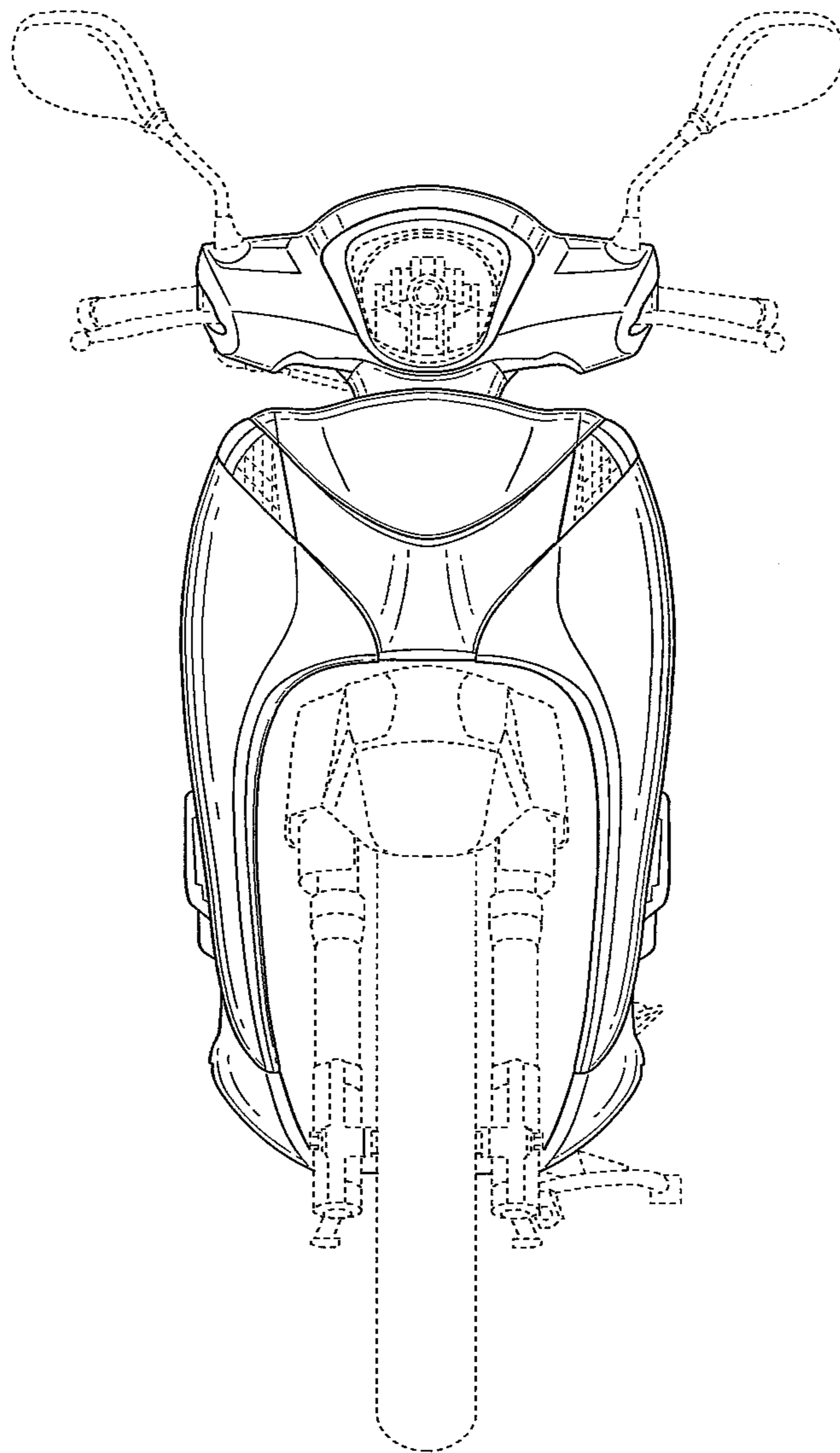


FIG.2

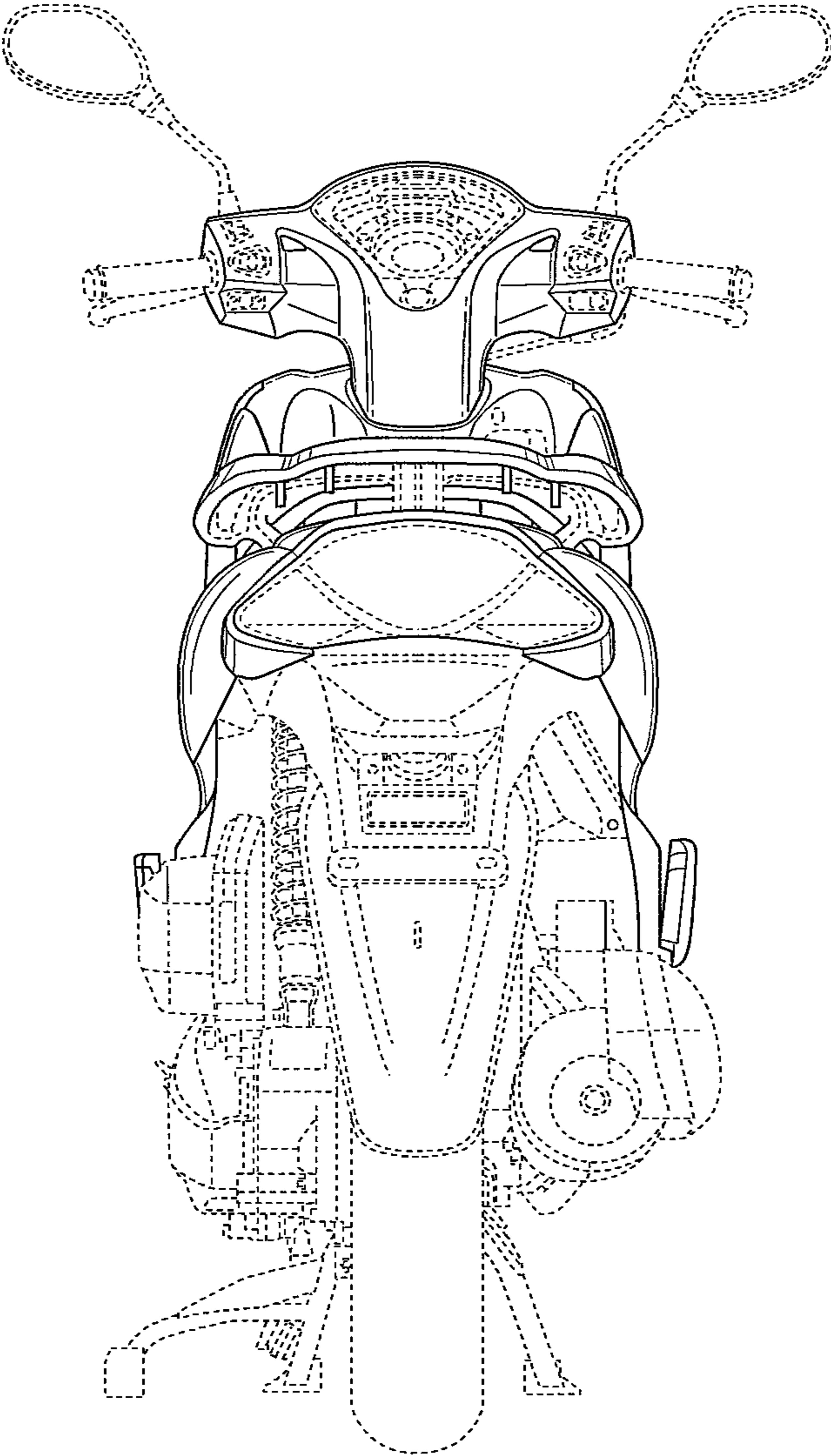


FIG.3

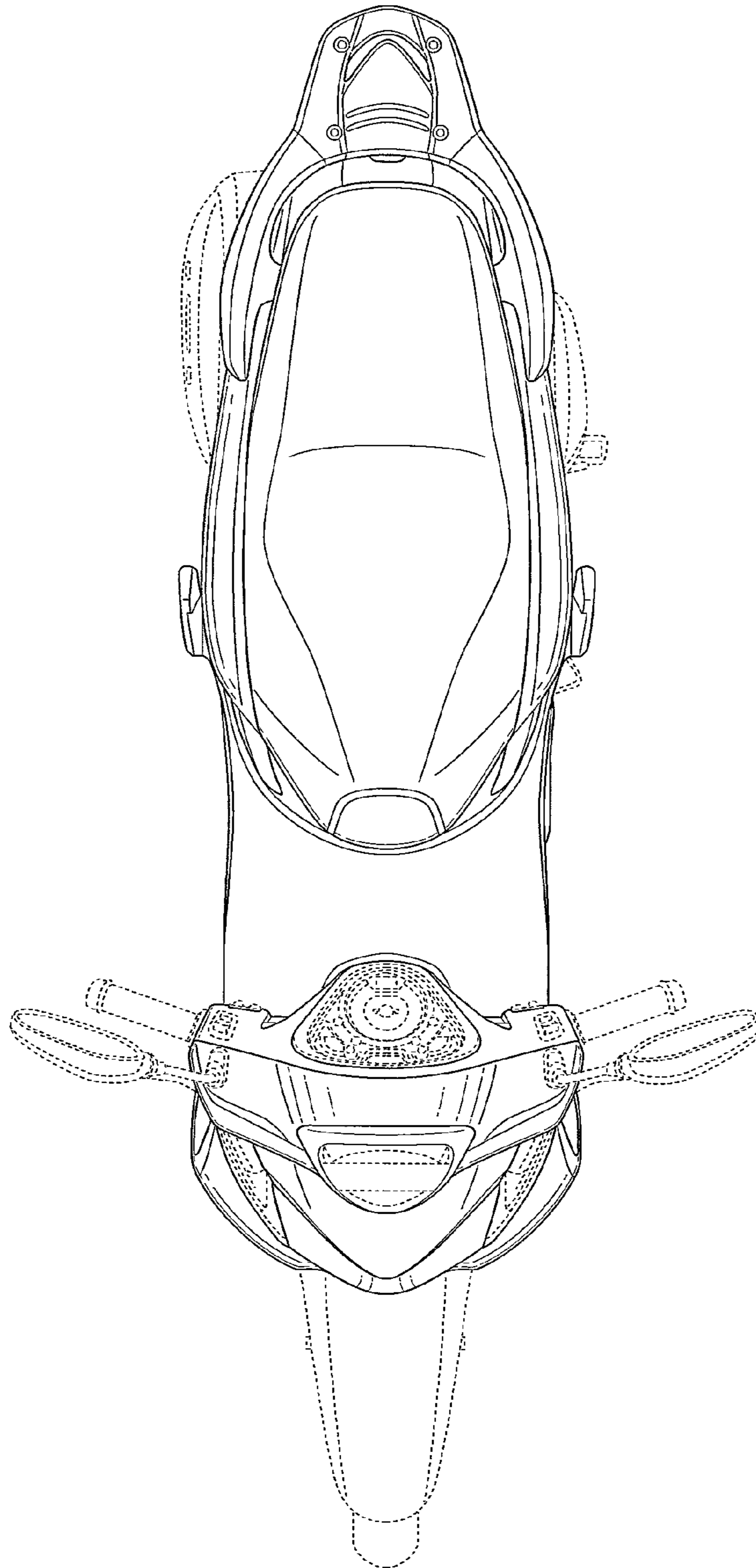


FIG.4

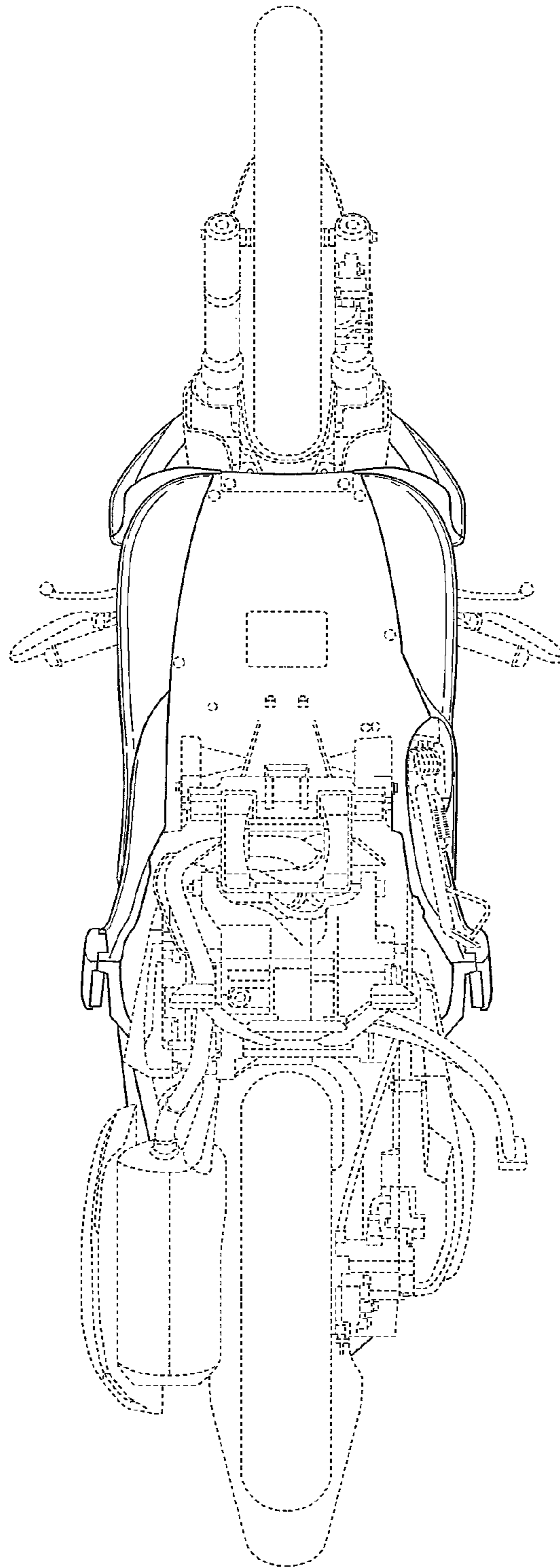


FIG.5




FIG.6

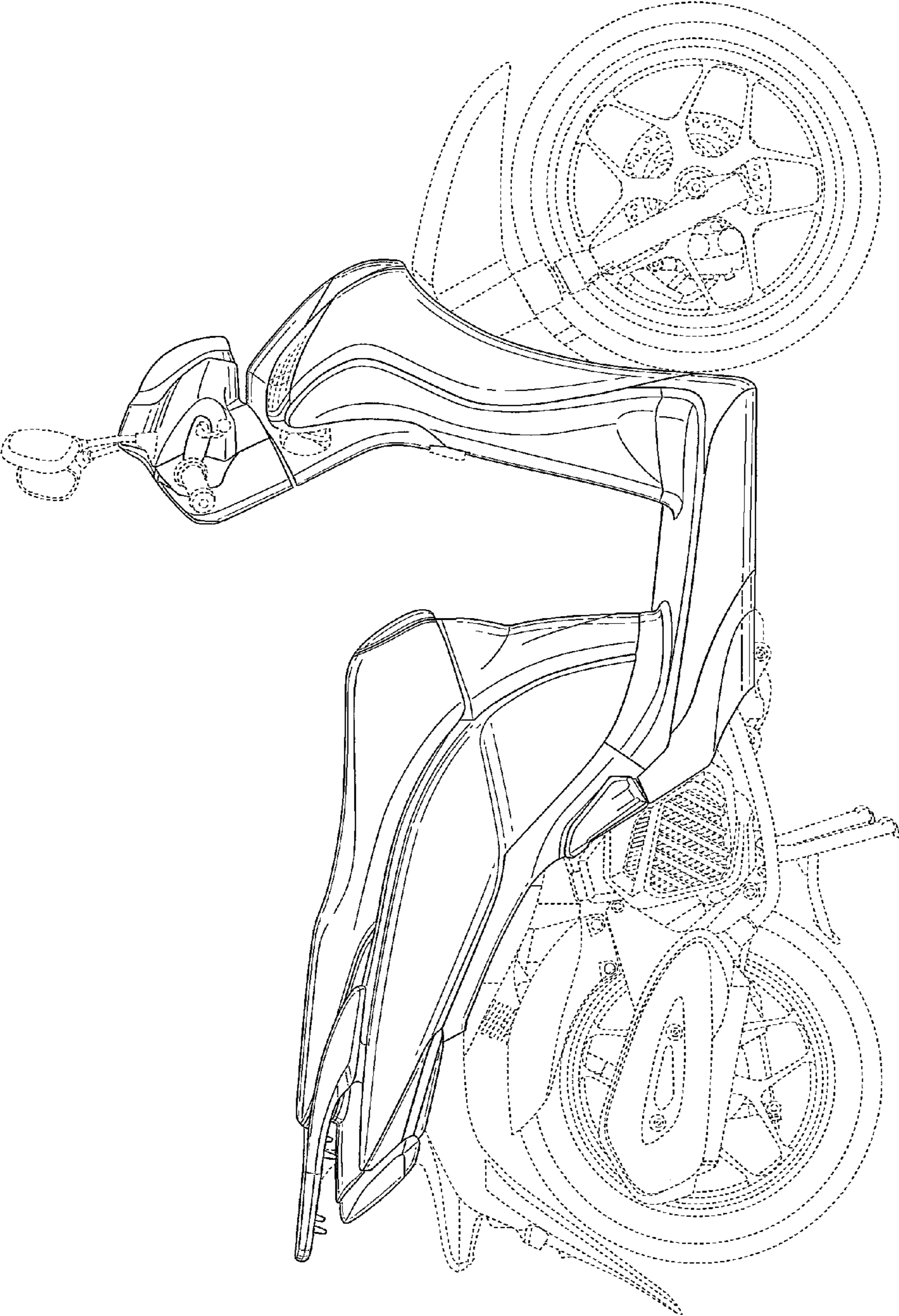


FIG. 7




FIG.8

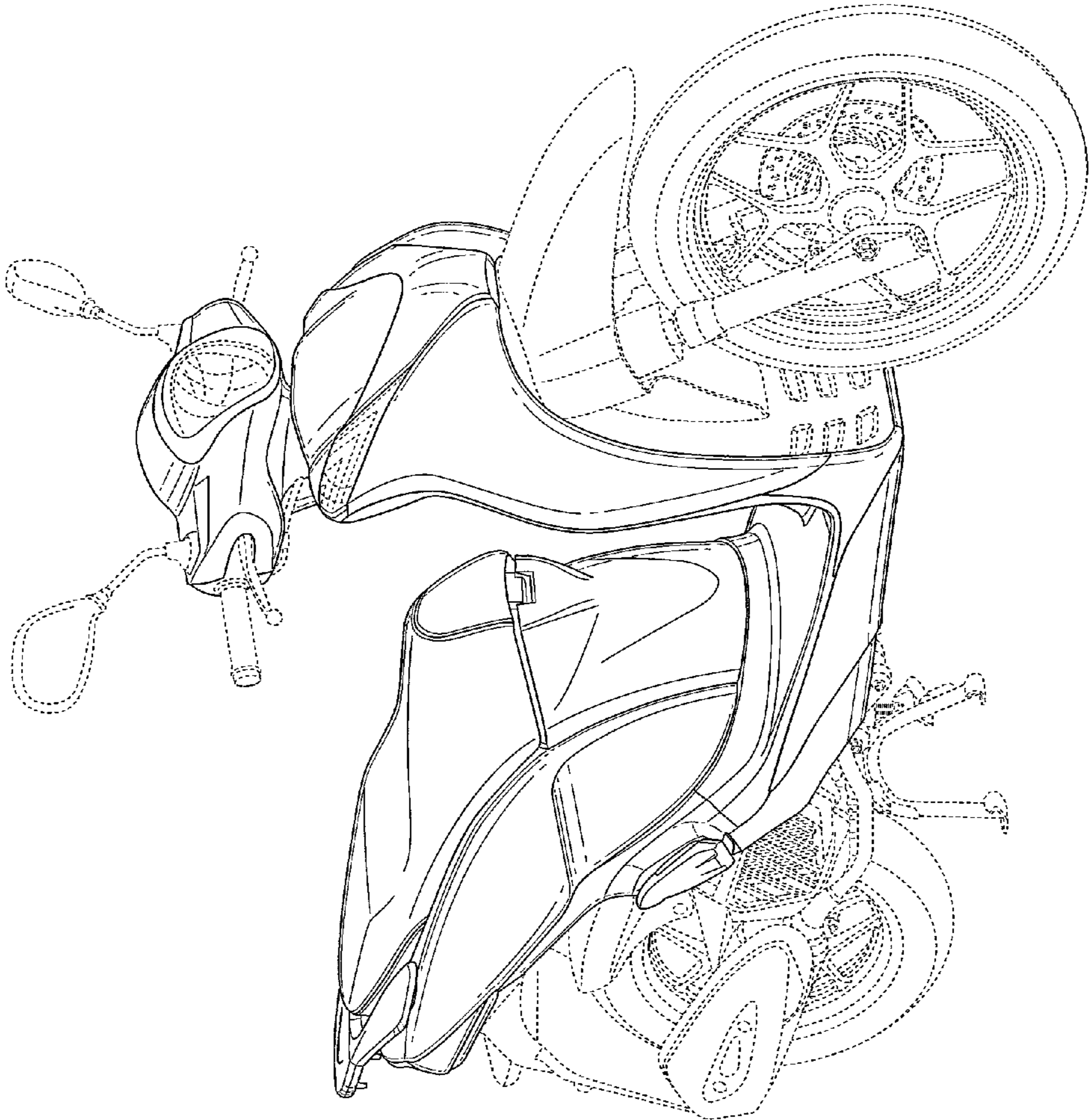


FIG.9

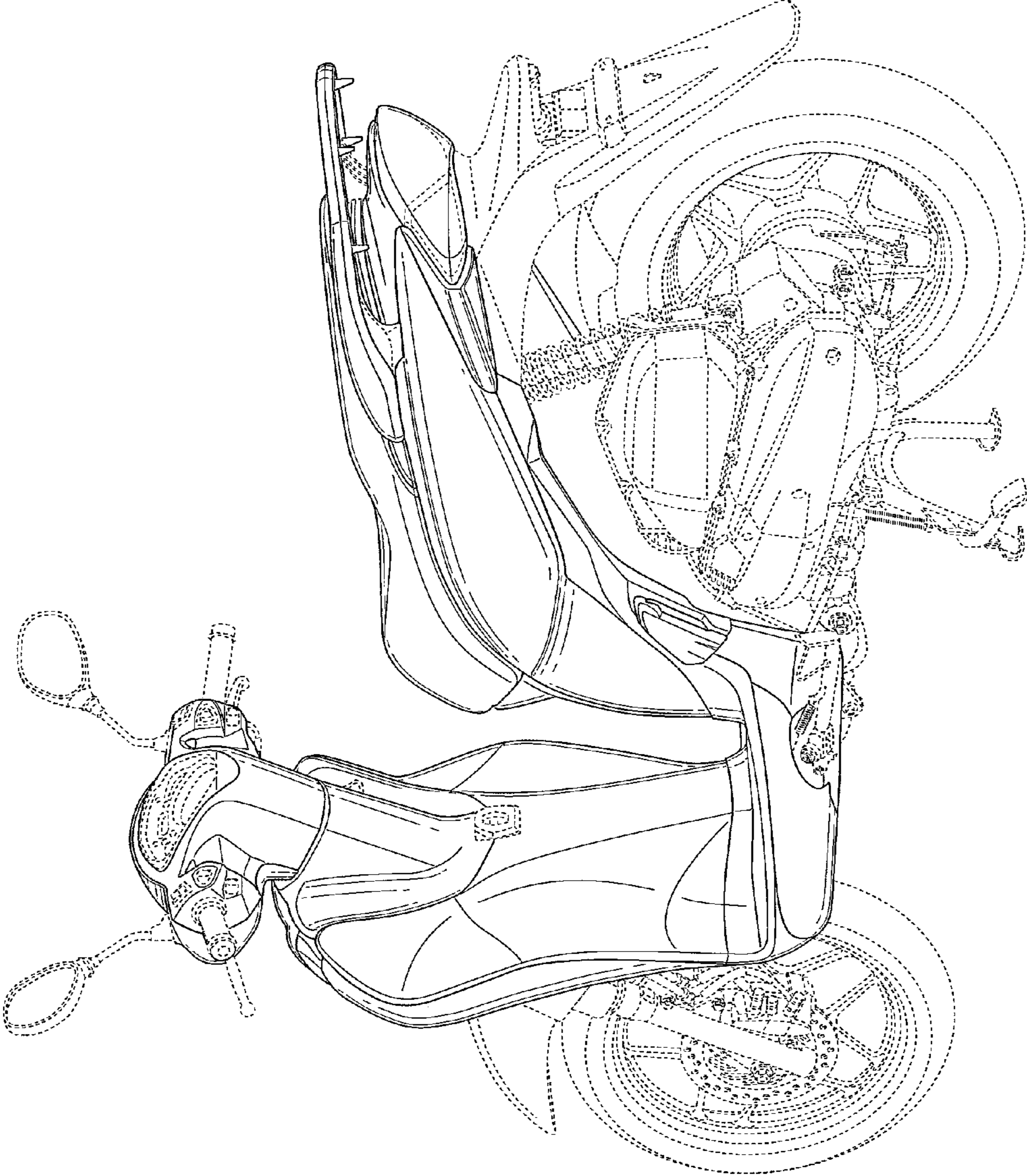


FIG.10

