



US00D726074S

(12) **United States Design Patent**  
**Beaven**

(10) **Patent No.:** **US D726,074 S**  
(45) **Date of Patent:** **\*\* Apr. 7, 2015**

(54) **VEHICLE**

(71) Applicant: **Jaguar Land Rover Limited**, Coventry (GB)

(72) Inventor: **Matthew Beaven**, Coventry (GB)

(73) Assignee: **Jaguar Land Rover Limited** (GB)

(\*\*) Term: **14 Years**

(21) Appl. No.: **29/475,601**

(22) Filed: **Dec. 4, 2013**

(30) **Foreign Application Priority Data**

Jun. 5, 2013 (EM) ..... 002250274

(51) **LOC (10) Cl.** ..... **12-08**

(52) **U.S. Cl.**  
USPC ..... **D12/92**

(58) **Field of Classification Search**  
CPC ..... B62D 35/00  
USPC ..... D12/86, 90-92; D21/421, 433, 434;  
296/181.1, 181.5

See application file for complete search history.

(56) **References Cited**

U.S. PATENT DOCUMENTS

D671,036 S *	11/2012	Inatomi et al. ....	D12/92
D671,457 S *	11/2012	Goto et al. ....	D12/92
D684,095 S *	6/2013	Beaven .....	D12/92
D687,349 S *	8/2013	Krugger et al. ....	D12/92
D687,740 S *	8/2013	Yamanaka et al. ....	D12/92
D692,348 S *	10/2013	Whelan .....	D12/92

\* cited by examiner

*Primary Examiner* — Melody N Brown

(74) *Attorney, Agent, or Firm* — Rader, Fishman & Grauer PLLC


(57) **CLAIM**

The ornamental design for a vehicle, as shown and described.

**DESCRIPTION**

FIG. 1 is a front perspective view of a vehicle;  
FIG. 2 is a rear perspective view of the vehicle;  
FIG. 3 is a front view of the vehicle;  
FIG. 4 is a rear view of the vehicle;  
FIG. 5 is a left side view of the vehicle;  
FIG. 6 is a right side view of the vehicle; and,  
FIG. 7 is a top view of the vehicle.  
Portions of FIGS. 1-7 that are shown as broken lines are for illustrative purpose only and form no part of the claimed design.

**1 Claim, 5 Drawing Sheets**








FIG. 1





FIG. 2






FIG. 3

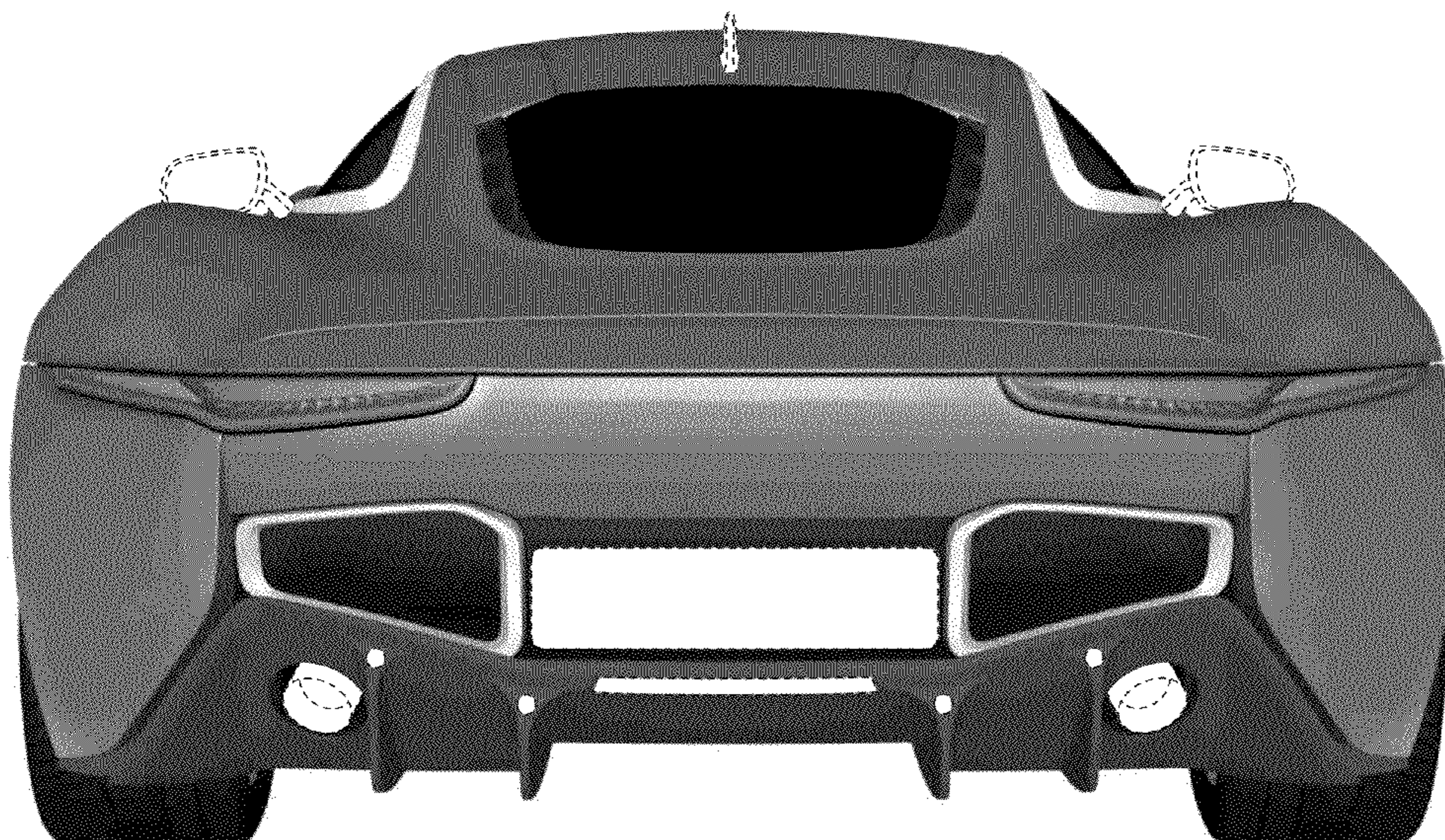


FIG. 4






FIG. 5




FIG. 6



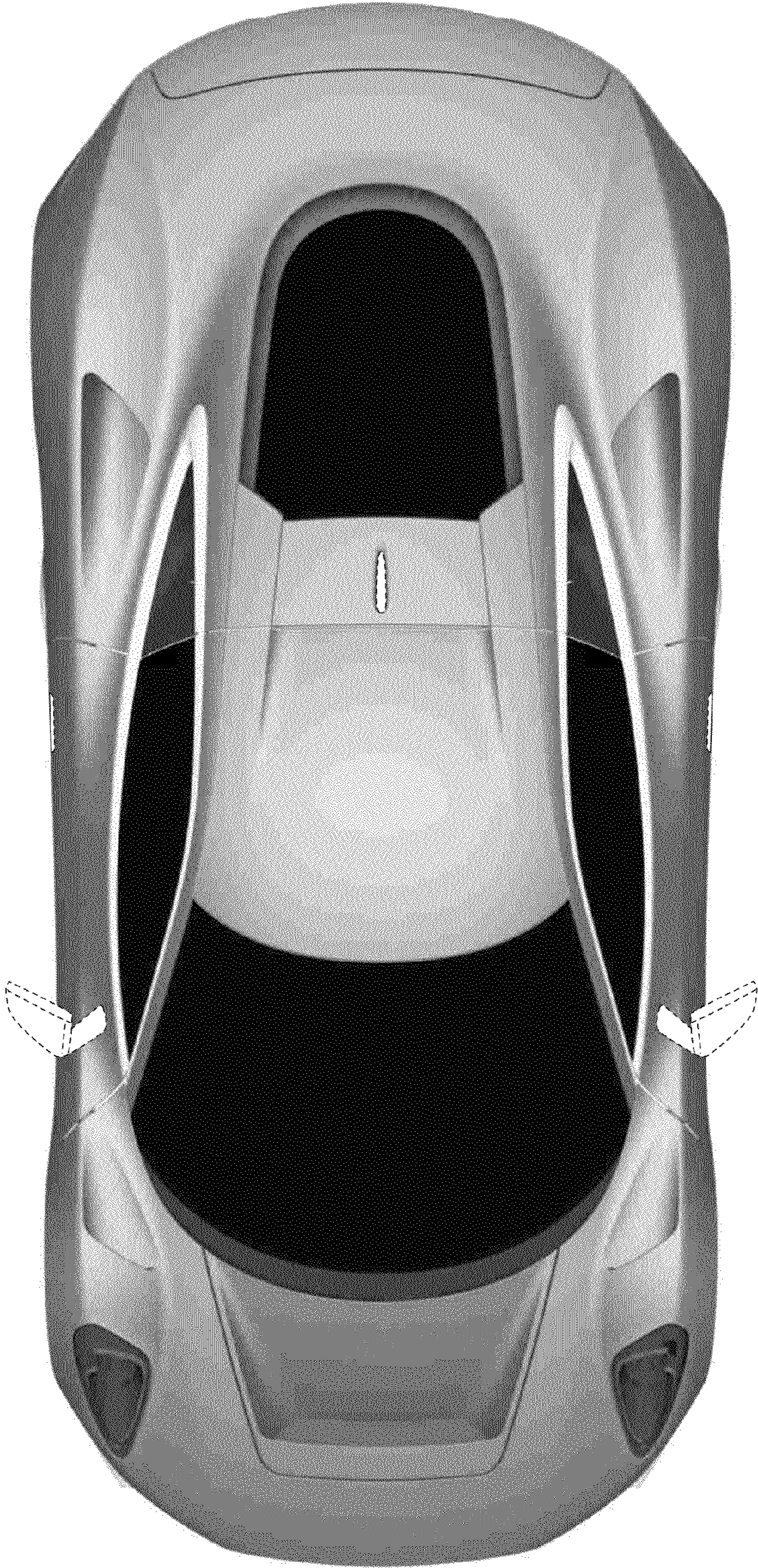


FIG. 7