



US00D726061S

(12) **United States Design Patent**
Wood

(10) **Patent No.:** **US D726,061 S**

(45) **Date of Patent:** **** Apr. 7, 2015**

(54) **DIABETES MEDICAL ALERT PENDANT**

(71) Applicant: **Lydia J. Wood**, Waldorf, MD (US)

(72) Inventor: **Lydia J. Wood**, Waldorf, MD (US)

(**) Term: **14 Years**

(21) Appl. No.: **29/463,650**

(22) Filed: **Jan. 29, 2014**

(51) **LOC (10) Cl.** **11-01**

(52) **U.S. Cl.**

USPC **D11/79**; D11/54

(58) **Field of Classification Search**

USPC D11/79-86, 40-43, 1, 2, 7, 8, 87, 88,
D11/95, 93, 63, 48, 99, 104; 63/1.11, 1.14,
63/1.15, 18-20, 12, 13, 23; D20/33, 25,
D20/28, 42; D10/113.4

See application file for complete search history.

(56) **References Cited**

U.S. PATENT DOCUMENTS

- D97,188 S * 10/1935 Harriss D10/109.1
- D99,387 S * 4/1936 Behnke D11/104
- 4,012,026 A * 3/1977 Chambers 249/134
- D245,680 S * 9/1977 Klitzner D11/83
- D430,220 S * 8/2000 Fu D20/42
- D442,111 S * 5/2001 Montmigny D11/80
- D570,728 S * 6/2008 Lehmann et al. D11/104
- D597,436 S * 8/2009 Bowdish D11/4

- D621,293 S * 8/2010 Lawrence D11/102
- D663,783 S * 7/2012 Joyce D20/40
- 2006/0266368 A1 * 11/2006 Heintz 128/846

OTHER PUBLICATIONS

[Online] <https://jewelrydesign.com/media/catalog/product/cache/1/image/9df78eab33525d08d6e5fb8d27136e95/d/i/diabetes1.jpg>.

Retrieved Jun. 25, 2014.*

[Online] <http://web.inetba.com/whameljeweler/images/a6726p351.jpg>. Retrieved Jun. 25, 2014.*

* cited by examiner

Primary Examiner — Garth Rademaker

Assistant Examiner — Melanie Pellegrini

(74) *Attorney, Agent, or Firm* — Jerome J. Norris

(57) **CLAIM**

The ornamental design for diabetes medical alert pendant, as shown and described.

DESCRIPTION

FIG. 1 is a front perspective view of a diabetes medical alert pendant showing my new design:

FIG. 2 is a back perspective view of a diabetes medical alert pendant:

FIG. 3 is a top perspective view thereof: and

FIG. 4 is a bottom perspective view thereof;

FIG. 5 is a side elevational view thereof; and,

FIG. 6 is an opposite side view of FIG. 5, being a mirror image thereof.

1 Claim, 1 Drawing Sheet

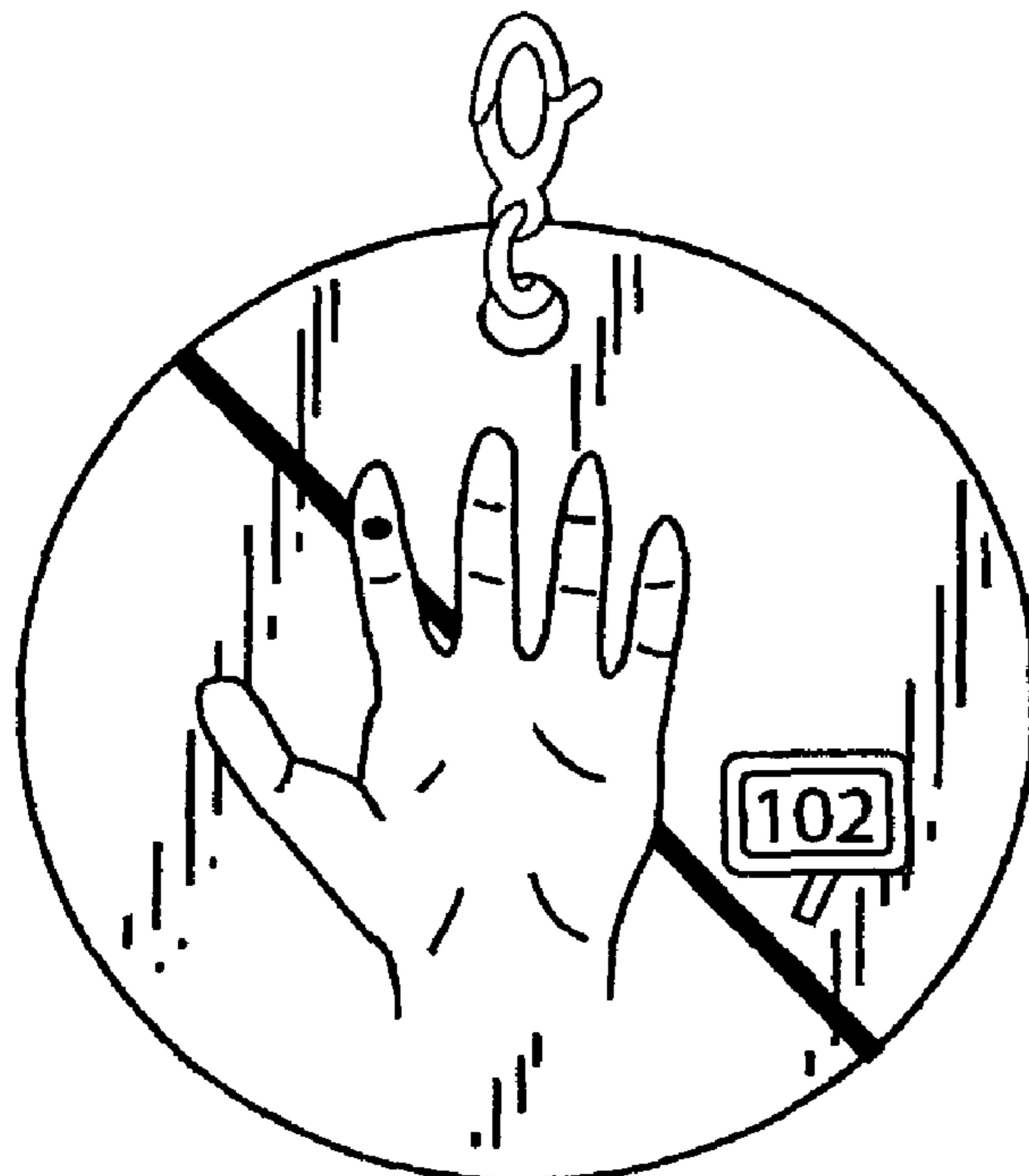


FIG. 1

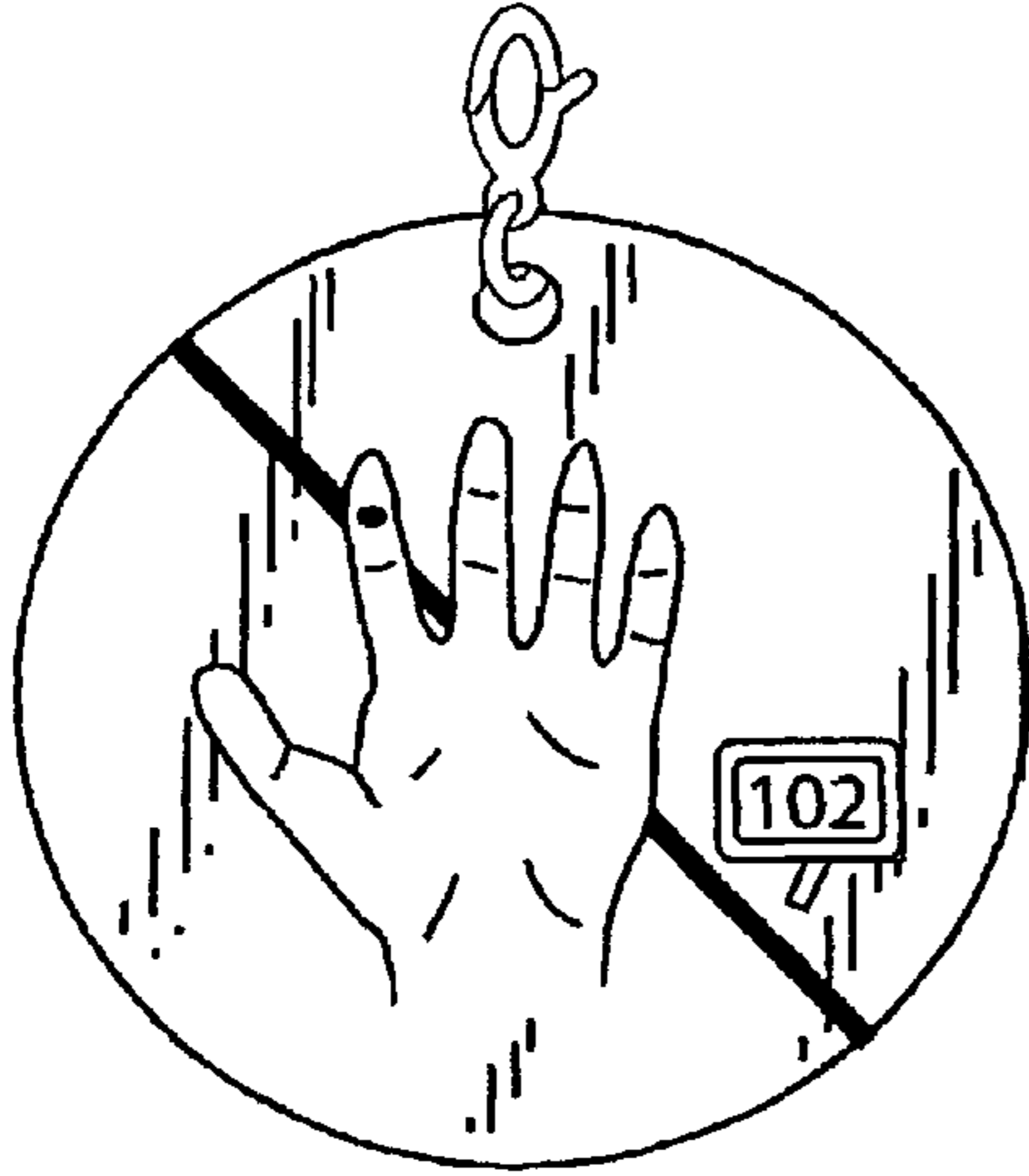


FIG. 2

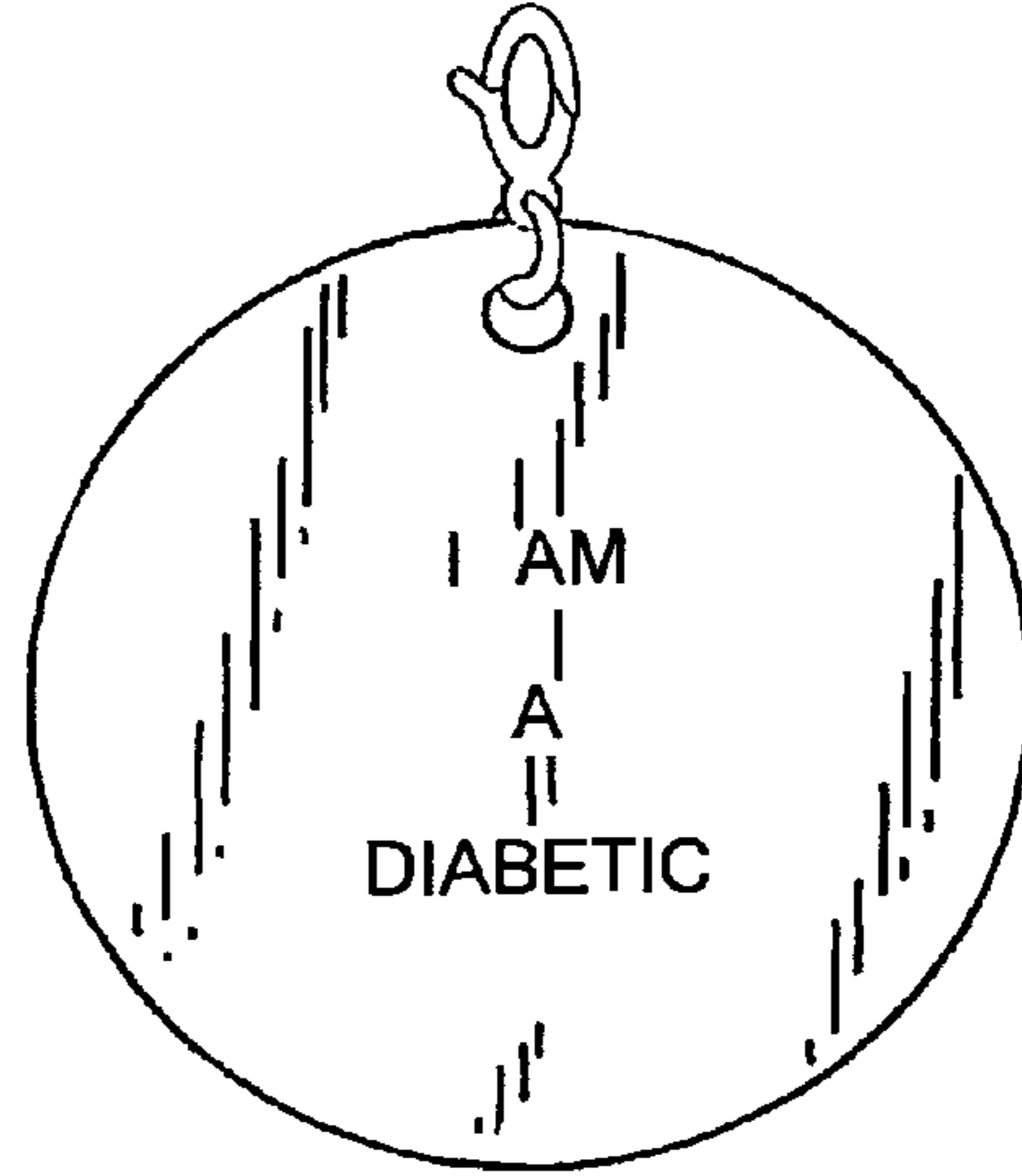


FIG. 3

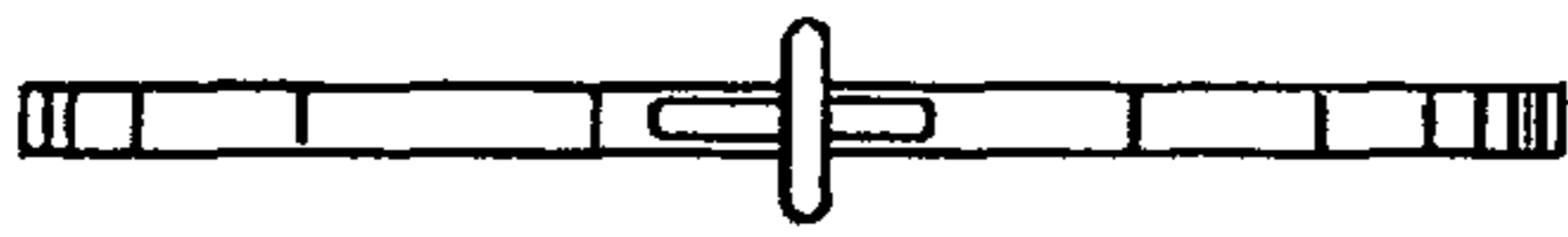


FIG. 4

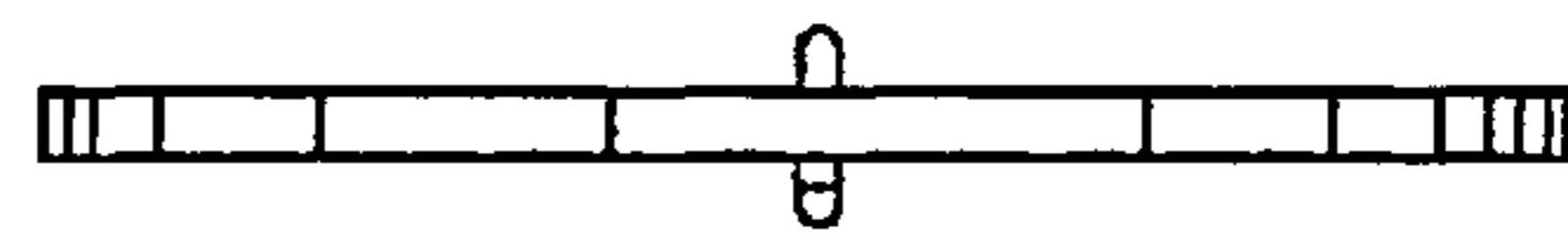


FIG. 5

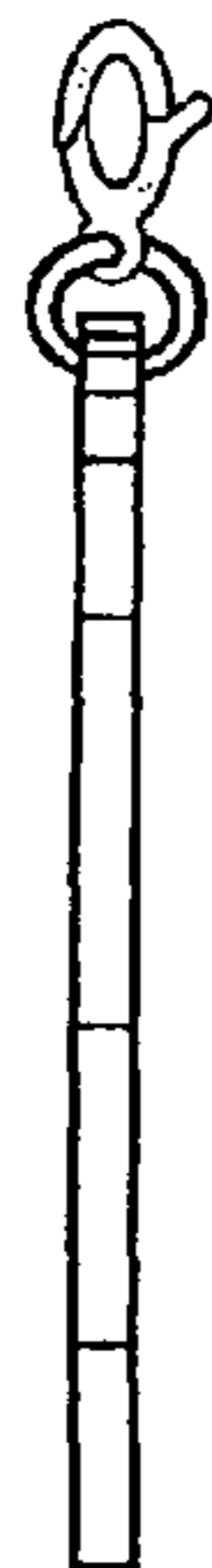


FIG. 6

