



US00D726059S

(12) **United States Design Patent**
Barui

(10) **Patent No.:** **US D726,059 S**
(45) **Date of Patent:** **** Apr. 7, 2015**

(54) **RING FRAME**

(76) Inventor: **Kiron Barui**, Toowoomba (AU)

(**) Term: **14 Years**

(21) Appl. No.: **29/409,338**

(22) Filed: **Dec. 22, 2011**

(30) **Foreign Application Priority Data**

Jul. 8, 2011 (AU) 13041/2011

(51) **LOC (10) Cl.** **11-01**

(52) **U.S. Cl.**

USPC **D11/26**

(58) **Field of Classification Search**

USPC D11/26-39, 3, 4, 91, 92, 86, 87;
63/1.11, 3, 15, 15.1-15.4, 15.45, 15.5,
63/15.6, 15.65, 15.7, 40

See application file for complete search history.

(56) **References Cited**

U.S. PATENT DOCUMENTS

D80,786 S *	3/1930	Granat	D11/86
D87,916 S *	10/1932	Granat	D11/27
D172,012 S *	4/1954	Erlanger	D11/86
4,726,200 A *	2/1988	Carter	63/15
5,943,882 A *	8/1999	Erb	63/15.5
D626,446 S *	11/2010	Katzir et al.	D11/26
D679,214 S *	4/2013	Huskinson	D11/26
D690,220 S *	9/2013	Huskinson	D11/26
D691,061 S *	10/2013	Huskinson	D11/26
2008/0168799 A1 *	7/2008	Fogel	63/15
2009/0301135 A1 *	12/2009	Boldi	63/15

OTHER PUBLICATIONS

[Online] http://www.google.com/url?sa=t&rct=j&q=&esrc=s&frm=1&source=web&cd=1&ved=0CCQQFjAA&url=http%3A%2F%2Fwww.wearingmemories.com%2F_literature_126597%2FMore_than_just_bubbles&ei=6Dj9UvKwD-PJsQTxuILoBA&usq=AFQjCNF8Krh5FhZpEIL1wvYfkmNjgaSVOg. Accessed Feb. 13, 2014.*

[Online] <http://www.mychampagnedaze.com/wp-content/uploads/2012/09/champagne-ring-300x225.jpg/>. Accessed Feb. 13, 2014.*

[Online] http://cdn.shopify.com/s/files/1/0308/9389/files/8508927476_348a3ca73b_medium.jpg?1406. Accessed Feb. 13, 2014.*

[Online] http://thelifestylesourcebook.weebly.com/uploads/8/2/1/4/821439/6143001_orig.jpg. Accessed Feb. 13, 2014.*

* cited by examiner

Primary Examiner — Garth Rademaker

Assistant Examiner — Melanie Pellegrini

(74) *Attorney, Agent, or Firm* — Schmeiser, Olsen & Watts, LLP

(57) **CLAIM**

The ornamental design for a ring frame, as shown and described.

DESCRIPTION

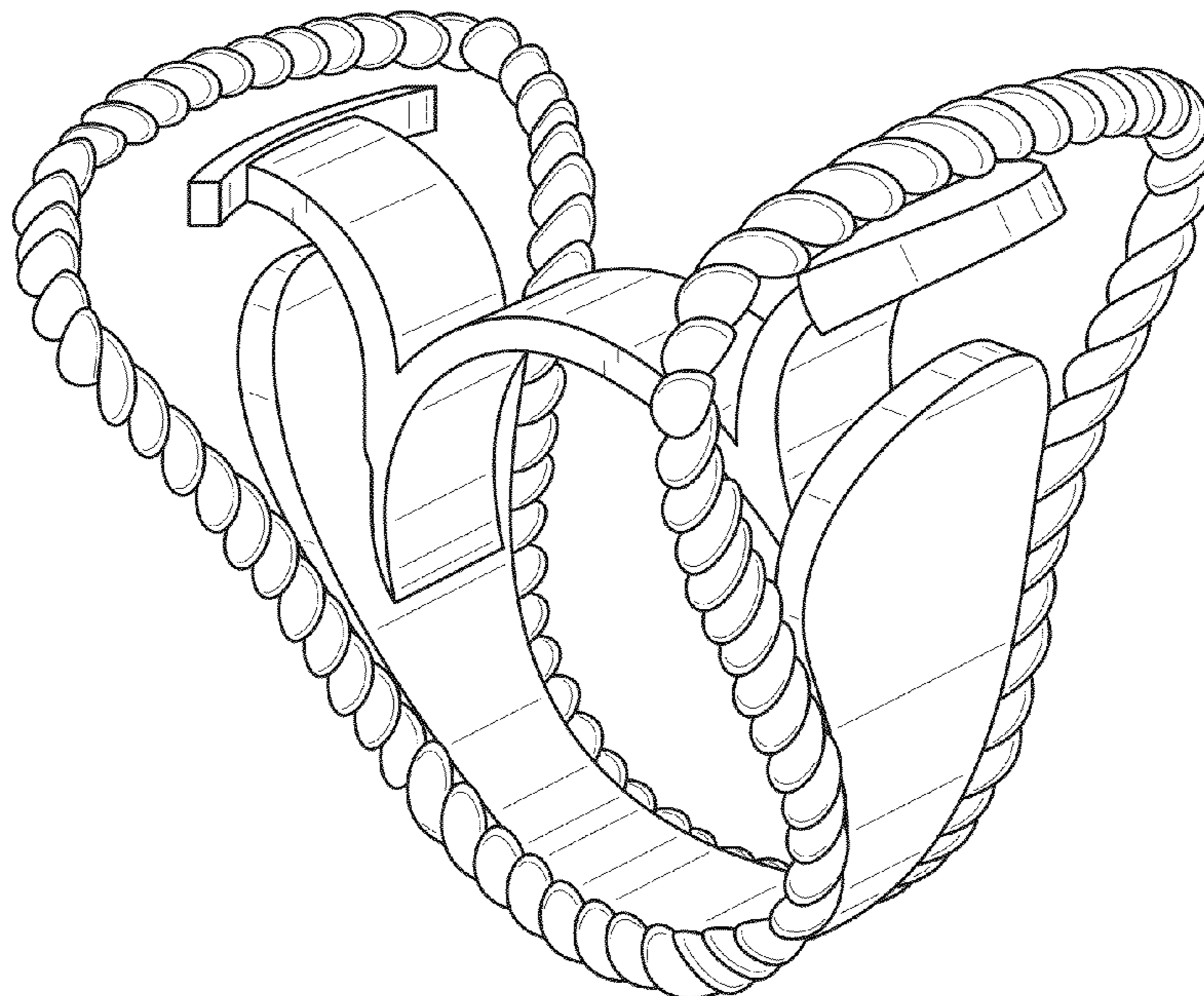
FIG. 1 is a front perspective view of a ring frame showing my new design;

FIG. 2 is a left side elevational view thereof, the right side being a mirror image thereto;

FIG. 3 is a rear perspective view thereof; and,

FIG. 4 is a top perspective view thereof.

1 Claim, 4 Drawing Sheets



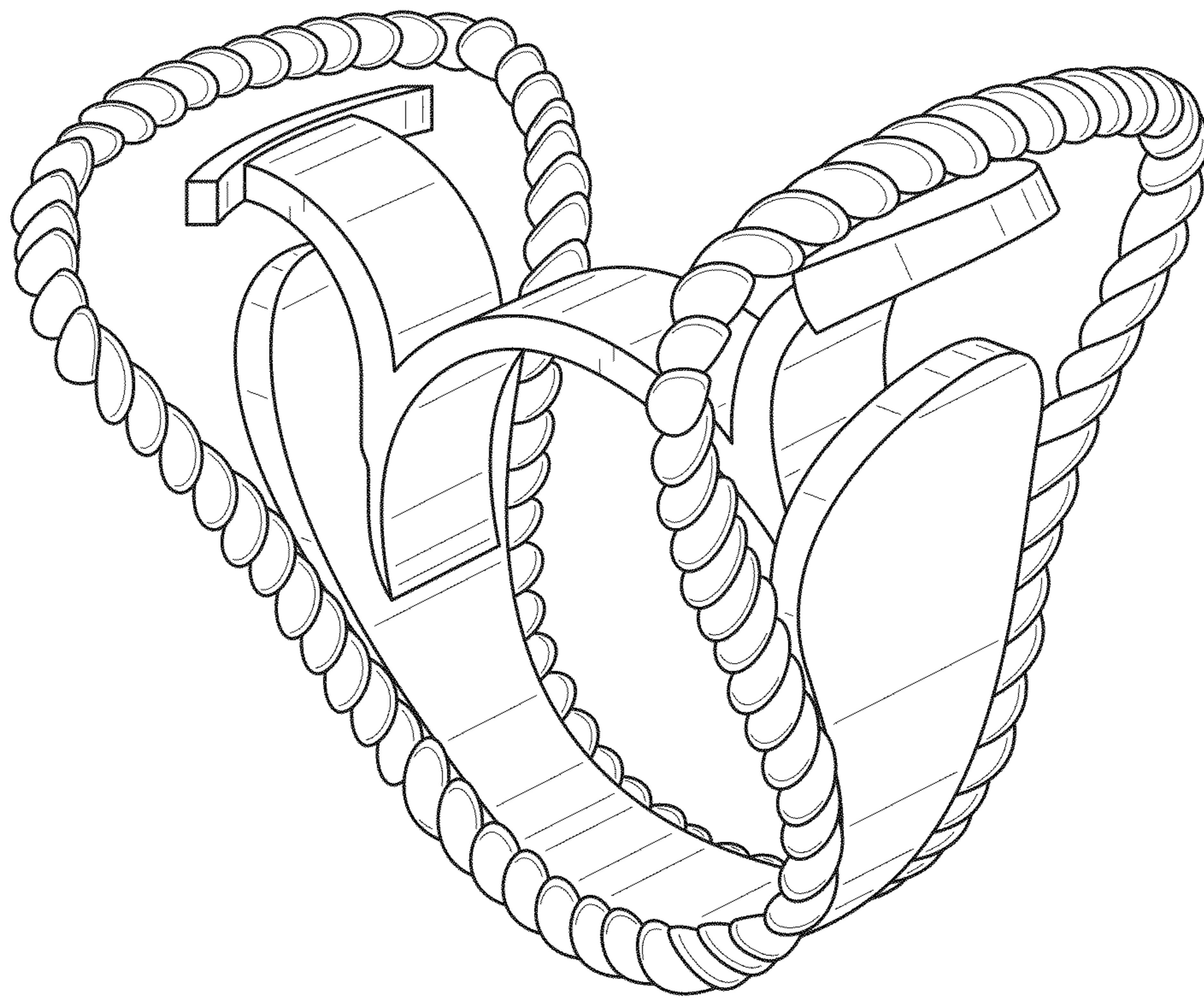


FIG. 1

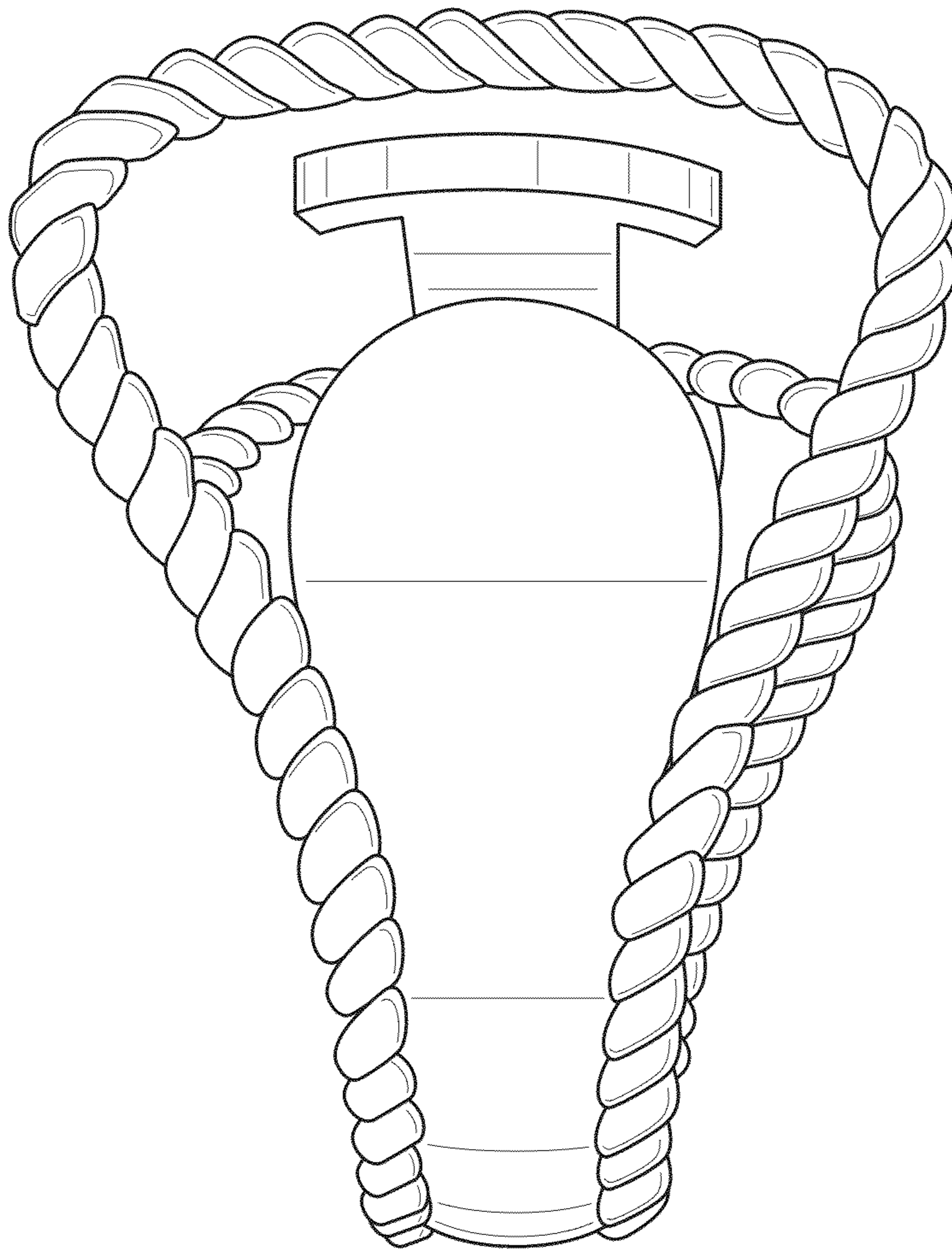


FIG. 2




FIG.3

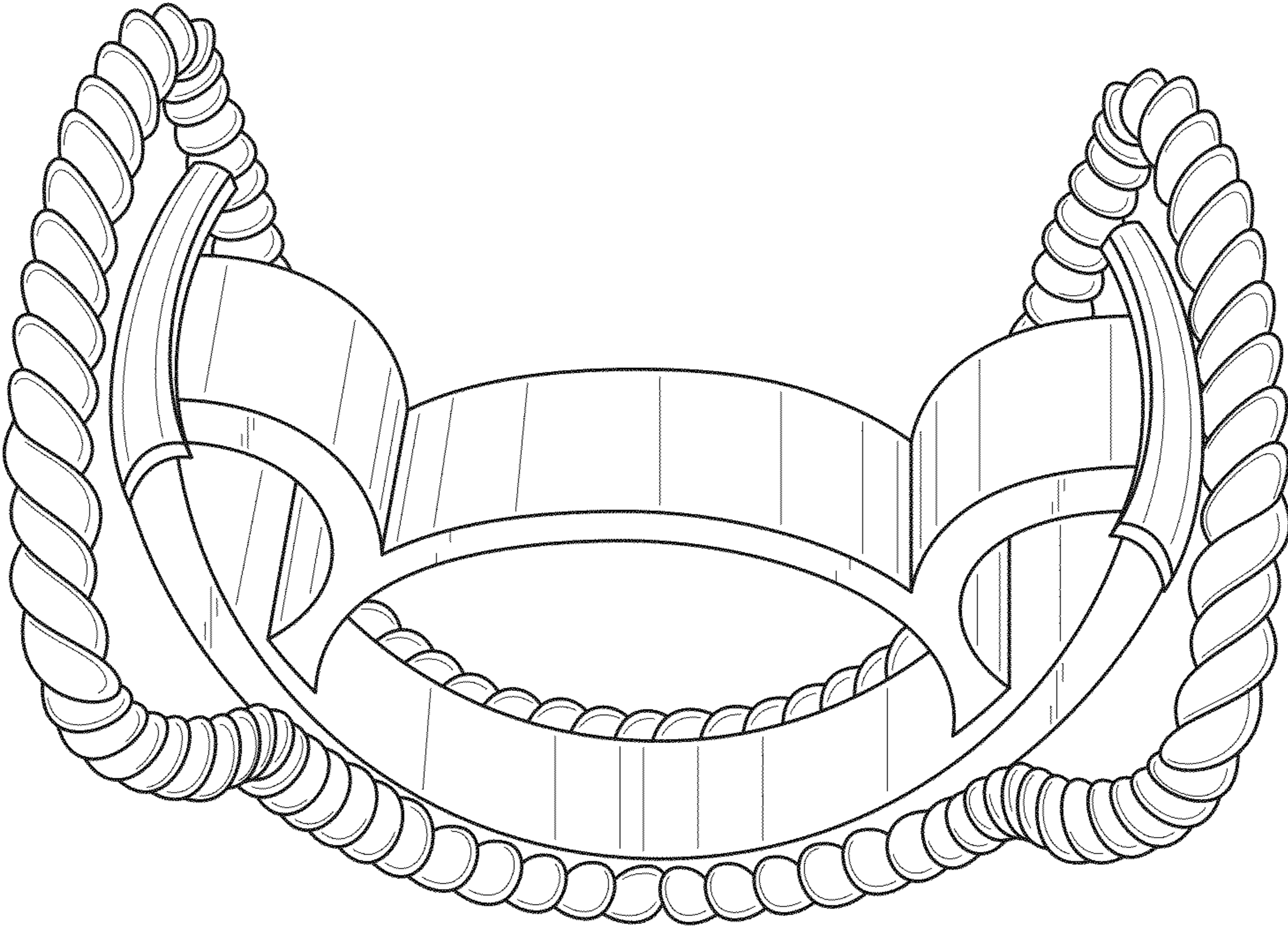


FIG. 4