

US00D726049S

(12) **United States Design Patent**
Wurts et al.

(10) **Patent No.:** **US D726,049 S**
(45) **Date of Patent:** **** Apr. 7, 2015**

(54) **MEDIUM CLAMP METER**

(71) Applicant: **Fieldpiece Instruments, Inc.**, Anaheim, CA (US)

(72) Inventors: **Adolfo Jose Wurts**, Orange, CA (US);
Jason Corbett Gilley, Hacienda Heights, CA (US)

(73) Assignee: **Fieldpiece Instruments, Inc.**, Anaheim, CA (US)

(**) Term: **14 Years**

(21) Appl. No.: **29/486,412**

(22) Filed: **Mar. 28, 2014**

(51) **LOC (10) Cl.** **10-04**

(52) **U.S. Cl.**
USPC **D10/79**

(58) **Field of Classification Search**

CPC G01R 1/04; G01R 1/22; G01R 15/12;
G01R 15/181; G01R 15/186; G01R 15/125;
G01R 1/07; G01R 1/16772; G01R 1/16788
USPC D10/79; 324/72.5, 556, 133, 149, 503,
324/543, 555, 66, 72, 754, 115, 141, 116,
324/126, 127, 156; 340/635, 687; 439/822,
439/858

See application file for complete search history.

(56) **References Cited**

U.S. PATENT DOCUMENTS

D450,002	S	*	11/2001	Chang	D10/79
D467,190	S	*	12/2002	Ikeda et al.	D10/79
D472,830	S	*	4/2003	Chang	D10/79
D628,918	S	*	12/2010	Chang	D10/79
D636,285	S	*	4/2011	Wurts	D10/79
8,159,211	B2	*	4/2012	Wang et al.	324/127
D683,250	S	*	5/2013	Marzynski et al.	D10/79
D684,074	S	*	6/2013	Wei	D10/79
2011/0156696	A1	*	6/2011	Cheek et al.	324/115
2013/0033253	A1	*	2/2013	Liu	324/115

* cited by examiner

Primary Examiner — Antoine D Davis

(74) *Attorney, Agent, or Firm* — Lynn & Lynn; John H Lynn

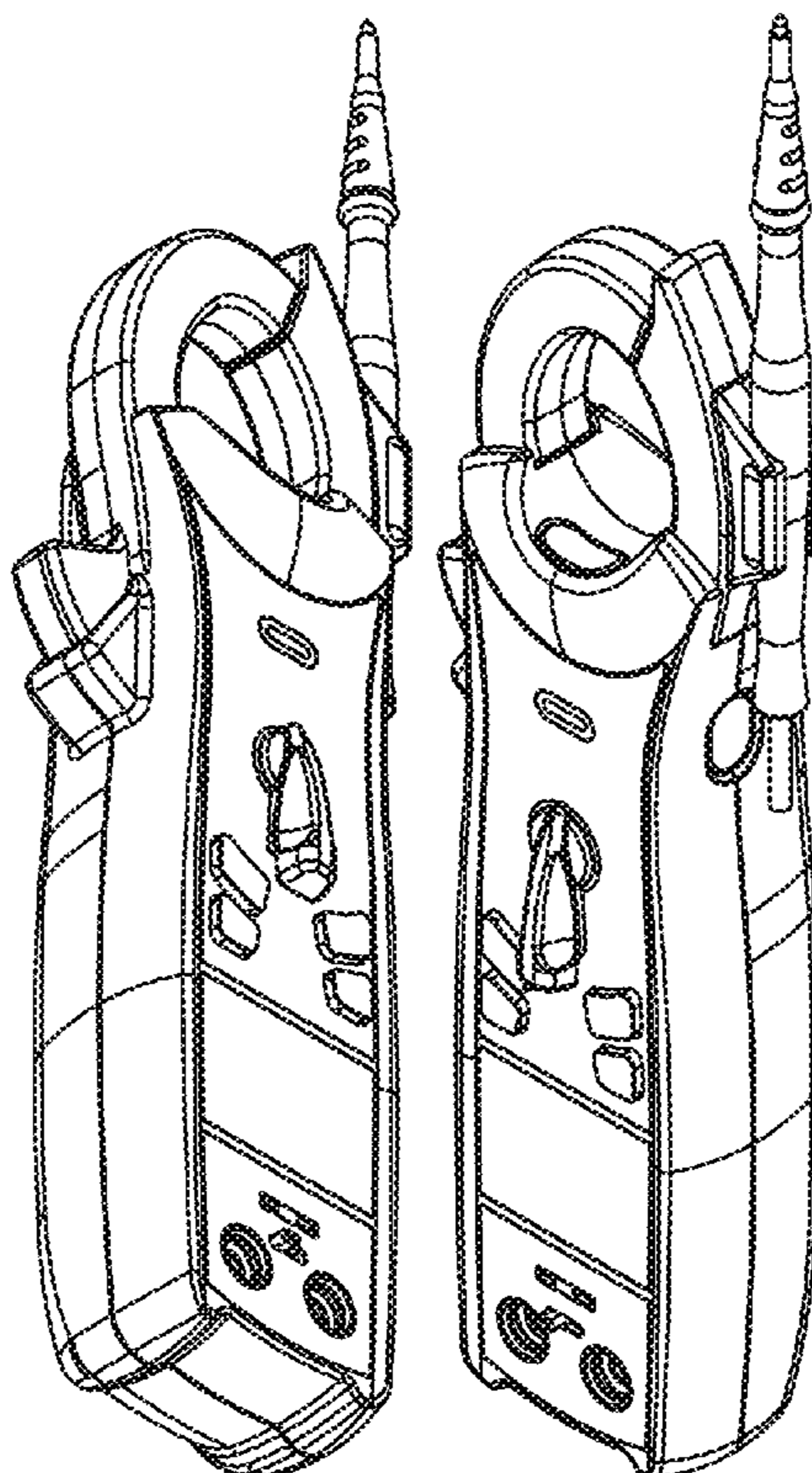
(57) **CLAIM**

The ornamental design for a medium clamp meter, as shown and described.

DESCRIPTION

FIG. 1 is a front elevation view of our new design.
FIG. 2 is a left side elevation view thereof;
FIG. 3 is a right side elevation view thereof;
FIG. 4 is a top plan view thereof;
FIG. 5 is a bottom plan view thereof;
FIG. 6 is a back side elevation view thereof;
FIG. 7 is a perspective view showing the top, front and right sides thereof; and,
FIG. 8 is a perspective view showing the top, front and left sides thereof.

1 Claim, 2 Drawing Sheets



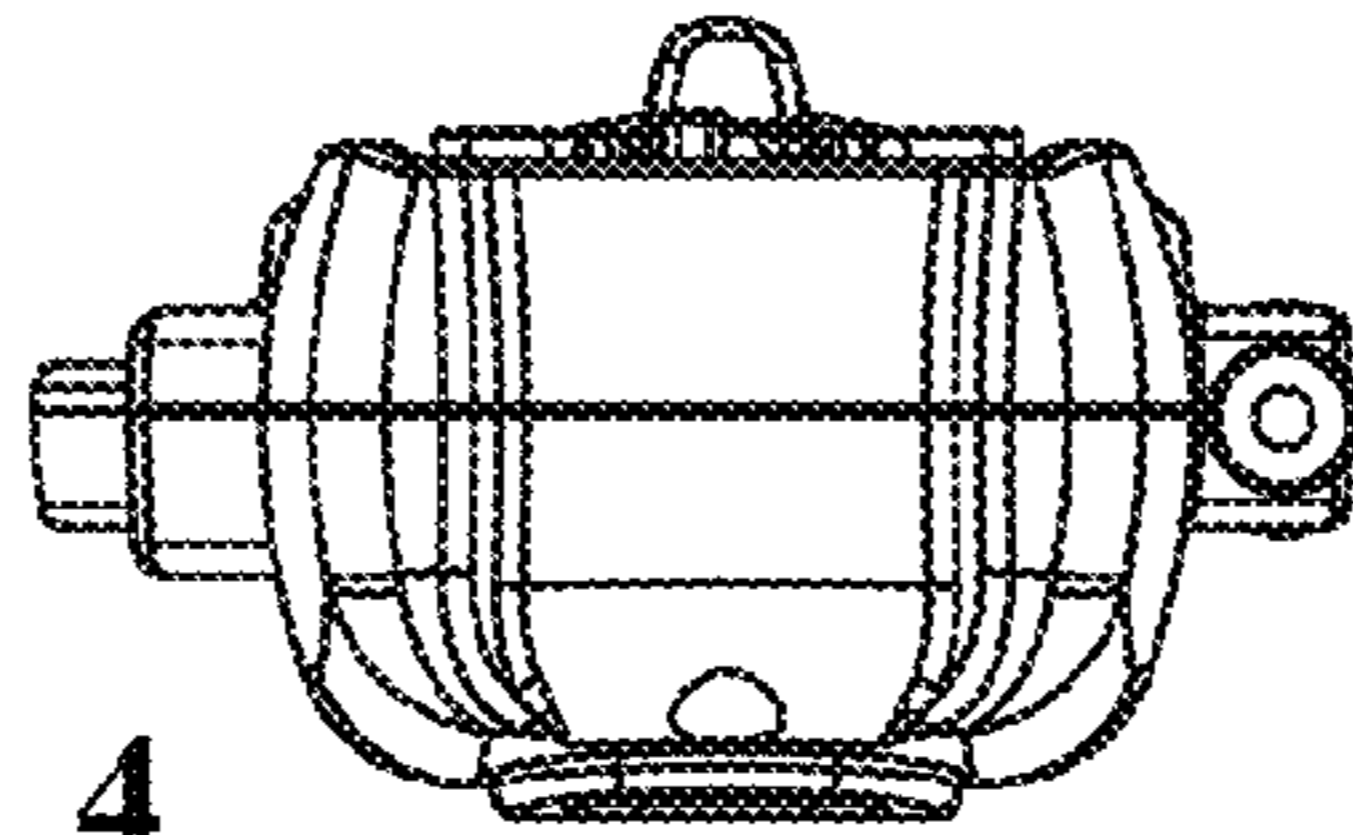


FIG. 4

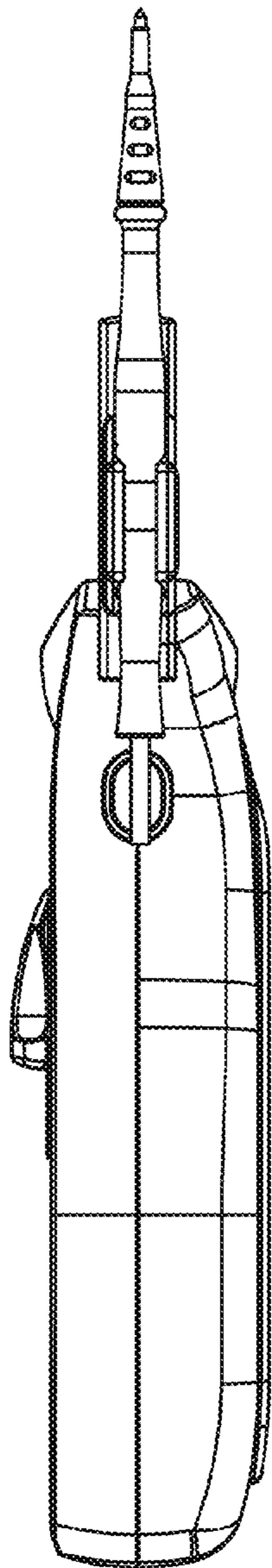


FIG. 2

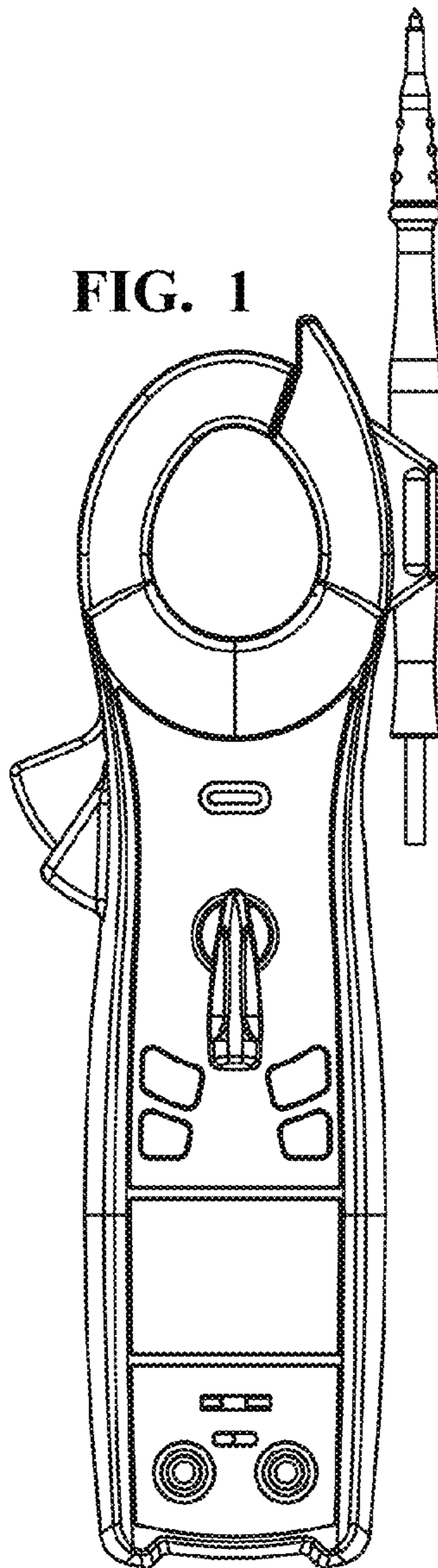


FIG. 1

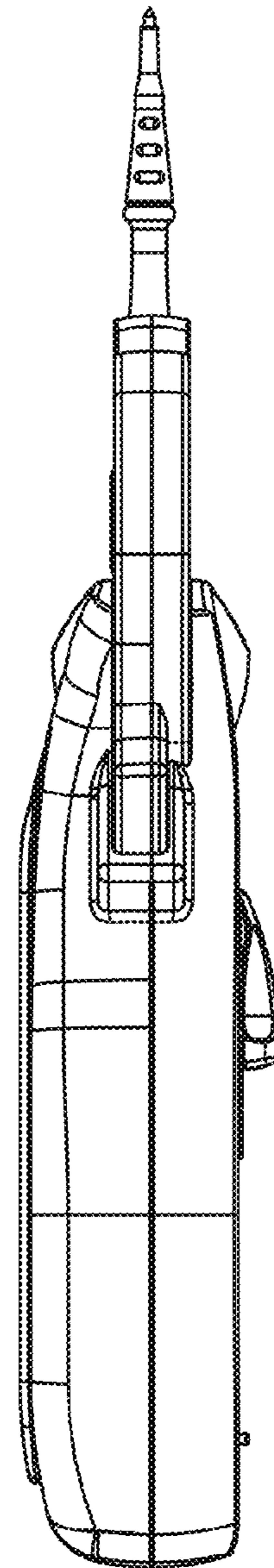


FIG. 3

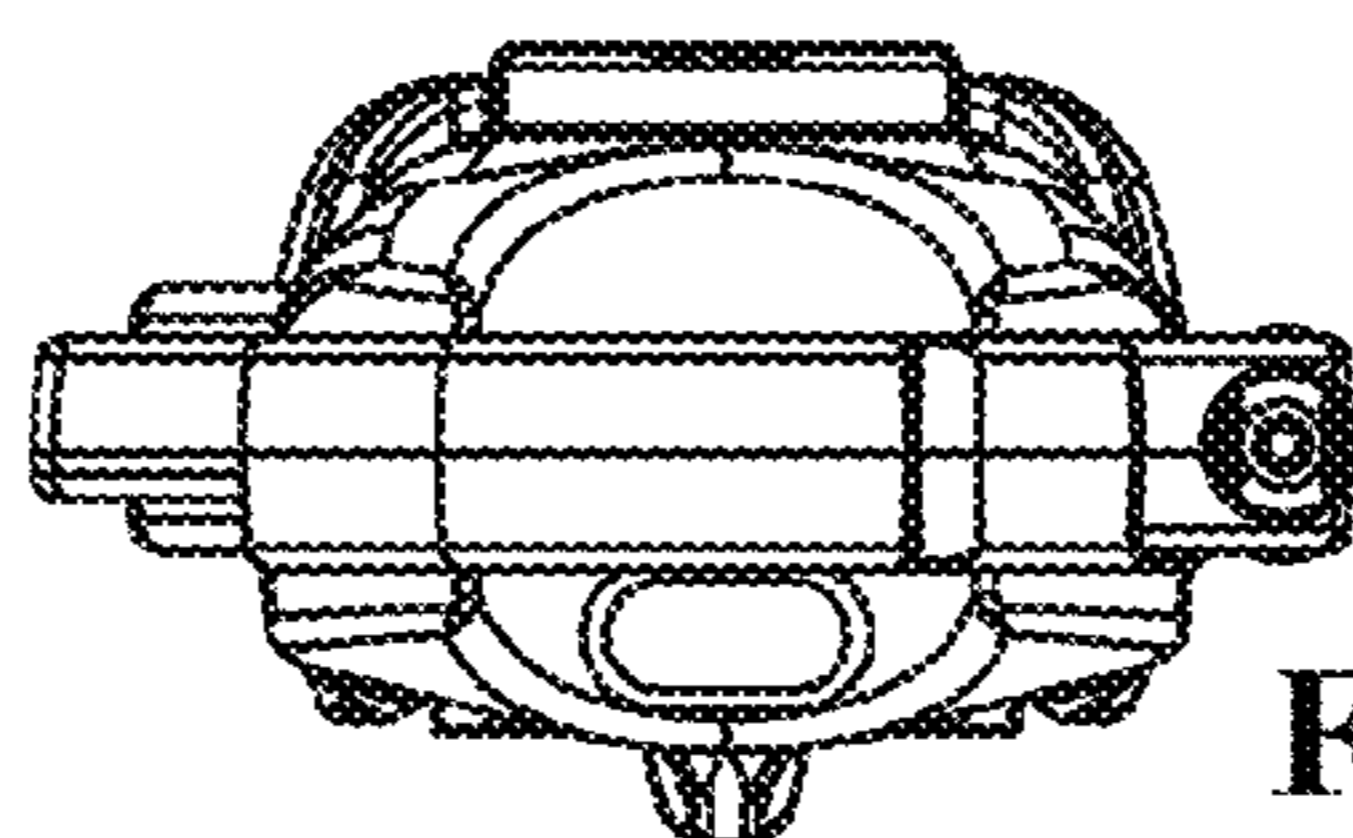


FIG. 5

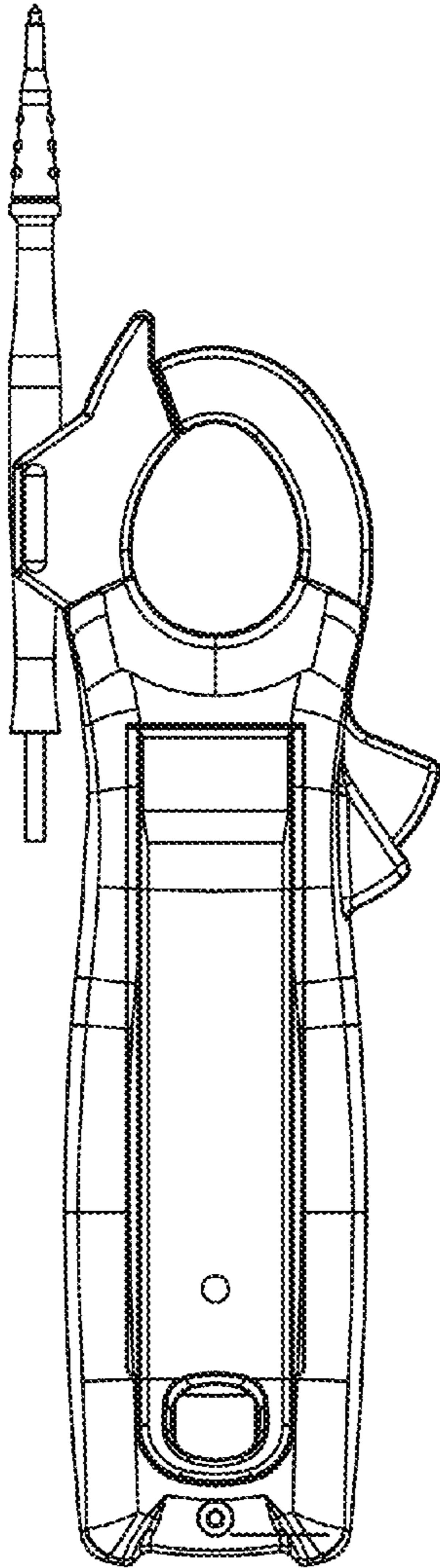


FIG. 6

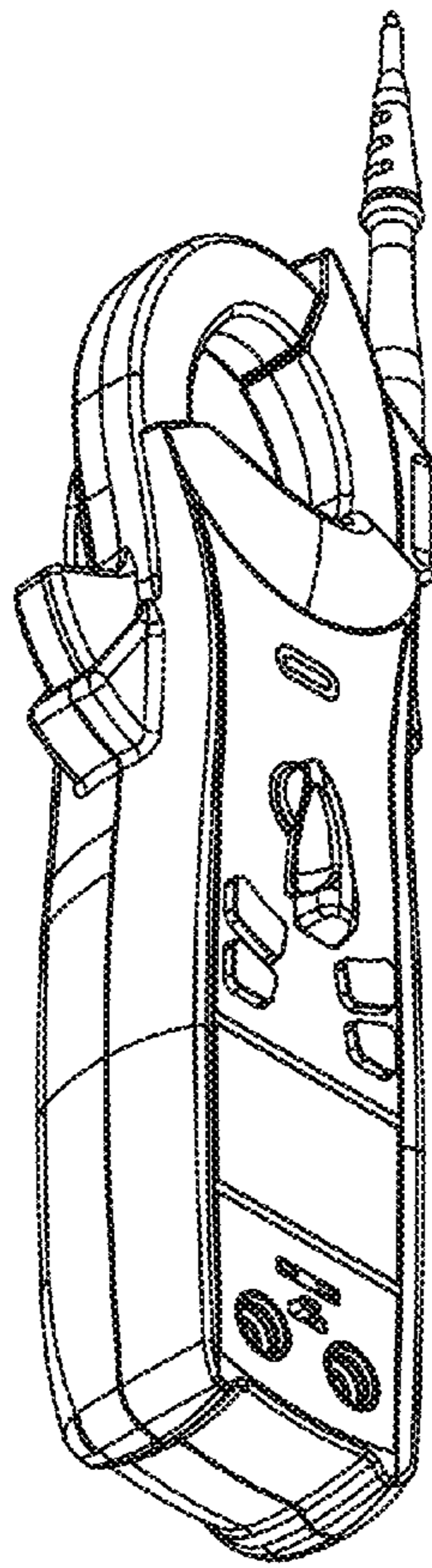


FIG. 7

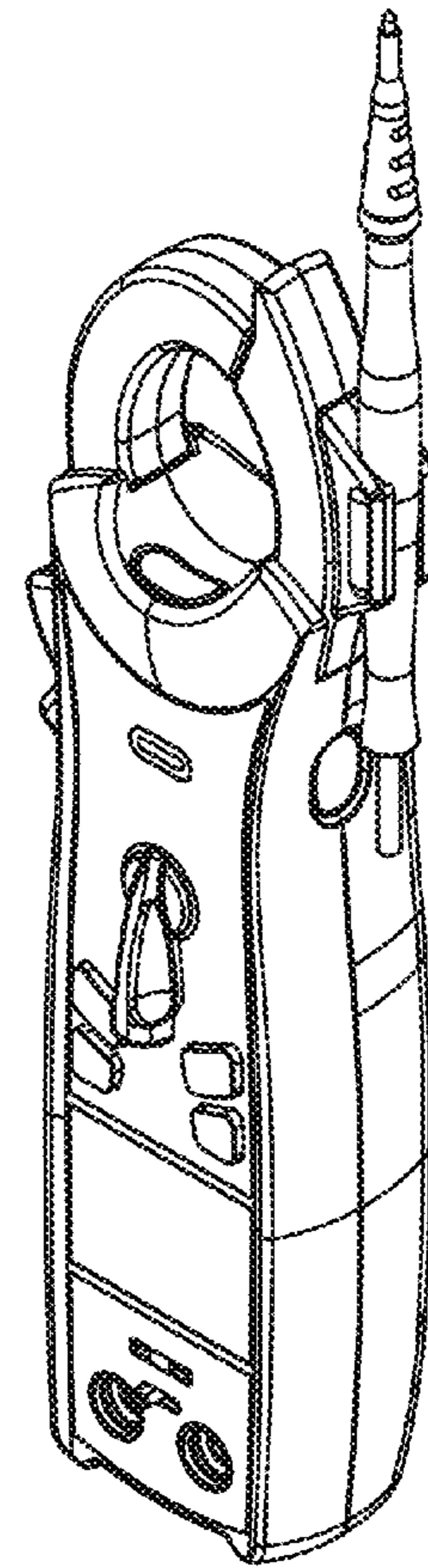


FIG. 8