



US00D726019S

(12) **United States Design Patent**  
**Dilley et al.**

(10) **Patent No.:** **US D726,019 S**  
(45) **Date of Patent:** **\*\* Apr. 7, 2015**

(54) **CONTAINER**

(75) Inventors: **Colin Dilley**, Thomaston, CT (US);  
**Kathleen Villa**, Meriden, CT (US);  
**Russell Wright**, Oxford, CT (US)

(73) Assignee: **Prestone Products Corporation**, Lake Forest, IL (US)

(\*\*) Term: **14 Years**

(21) Appl. No.: **29/411,603**

(22) Filed: **Jan. 24, 2012**

(51) **LOC (10) Cl.** ..... **09-01**

(52) **U.S. Cl.**  
USPC ..... **D9/538**; D9/550; D9/552; D9/557

(58) **Field of Classification Search**  
USPC ..... D9/516, 543, 550, 552, 563, 565,  
D9/571–575, 682–694, 538–540, 557;  
215/379, 381–382, 384; 220/660, 662,  
220/669

See application file for complete search history.

(56) **References Cited**

**U.S. PATENT DOCUMENTS**

D94,546 S *	2/1935	Gibson	.....	D9/529
D111,031 S *	8/1938	Rzadkowolski	.....	D9/550
D117,500 S *	11/1939	Parker	.....	D9/557 X
D125,616 S *	3/1941	Fuerst	.....	D9/557
D194,132 S *	11/1962	Countryman	.....	D9/542
D194,559 S *	2/1963	Rolley et al.	.....	D9/523
D286,982 S *	12/1986	Durand	.....	D9/557 X
D309,100 S *	7/1990	Beaver	.....	D9/523
D332,914 S *	2/1993	Stephens	.....	D9/526
D375,255 S *	11/1996	Uhl et al.	.....	D9/694
D413,515 S *	9/1999	Skolnicki et al.	.....	D9/523 X
D420,594 S *	2/2000	Weinstein et al.	.....	D9/552 X
D475,928 S *	6/2003	Ferguson et al.	.....	D9/575 X
D479,803 S *	9/2003	Alguire et al.	.....	D9/575 X
D491,809 S *	6/2004	Silvers et al.	.....	D9/500
D505,078 S *	5/2005	Fischer et al.	.....	D9/538
D510,870 S *	10/2005	Kelly et al.	.....	D9/523

D523,345 S *	6/2006	Kamineni	.....	D9/537
D556,579 S *	12/2007	Goto et al.	.....	D9/516
D558,582 S *	1/2008	Venkataraman et al.	.....	D9/550
D571,216 S *	6/2008	Christian et al.	.....	D9/523
D577,588 S *	9/2008	Yourist	.....	D9/523
D601,031 S *	9/2009	Martinez et al.	.....	D9/552 X
D613,172 S *	4/2010	Masters et al.	.....	D9/523
D619,010 S *	7/2010	Wasson et al.	.....	D9/538
D628,074 S *	11/2010	Mero et al.	.....	D9/538 X
D631,360 S *	1/2011	van Westreenen	.....	D9/557 X
D643,723 S *	8/2011	Snyder et al.	.....	D9/516
D650,283 S *	12/2011	Masters et al.	.....	D9/523
D673,456 S *	1/2013	Masters et al.	.....	D9/523
D685,640 S *	7/2013	Laurita	.....	D9/550 X
D695,119 S *	12/2013	Masters et al.	.....	D9/523

(Continued)

*Primary Examiner* — Carol P Rademaker

(74) *Attorney, Agent, or Firm* — Erin J. Fox; Barnes & Thornburg LLP

(57) **CLAIM**

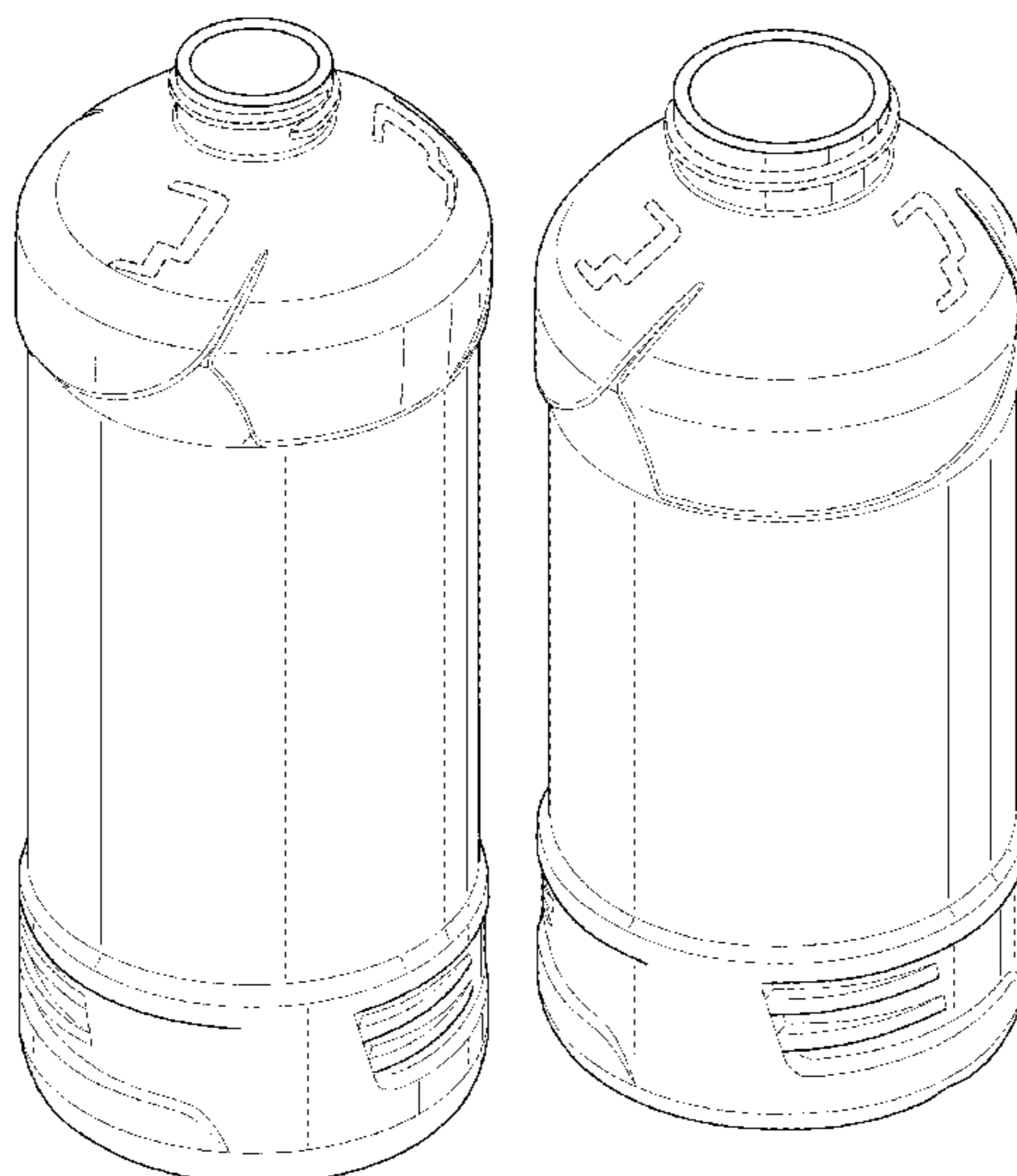
We claim, the ornamental design for a container, as shown and described.

**DESCRIPTION**

FIG. 1 is a top, front, right side perspective view of a first embodiment of a container;  
 FIG. 2 is a front elevational view thereof;  
 FIG. 3 is a right side elevational view thereof;  
 FIG. 4 is a rear elevational view thereof;  
 FIG. 5 is a top plan view thereof;  
 FIG. 6 is a top, front, right side perspective view of a second embodiment of a container;  
 FIG. 7 is a front elevational view thereof;  
 FIG. 8 is a right side elevational view thereof;  
 FIG. 9 is a rear elevational view thereof; and,  
 FIG. 10 is a top plan view thereof.

The broken lines shown in the drawing views are included for the purpose of illustrating environmental structure and form no part of the claimed design.

**1 Claim, 10 Drawing Sheets**



**US D726,019 S**

Page 2

---

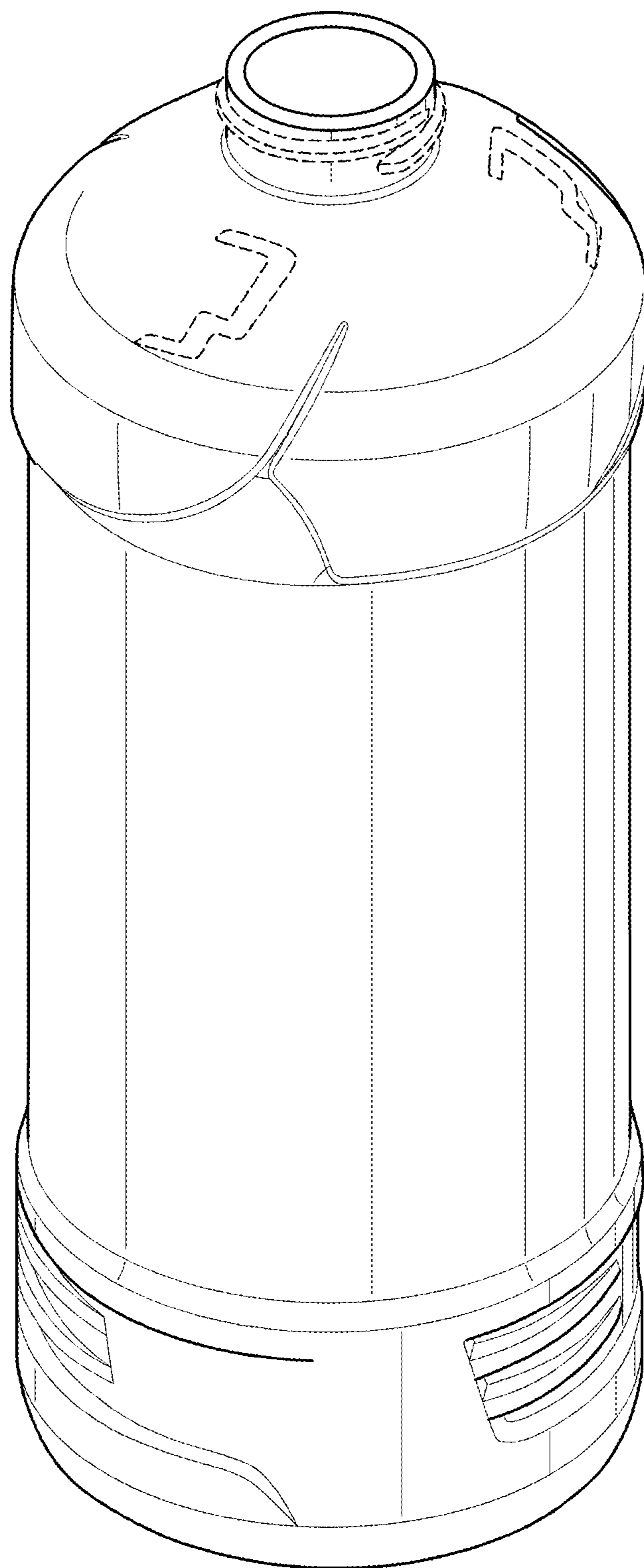
(56)

**References Cited**


D703,540 S \* 4/2014 Yourist et al. .... D9/538  
D711,246 S \* 8/2014 Hanson et al. .... D9/550 X

U.S. PATENT DOCUMENTS


D696,119 S \* 12/2013 Evans ..... D9/502 \* cited by examiner




**FIG. 1**



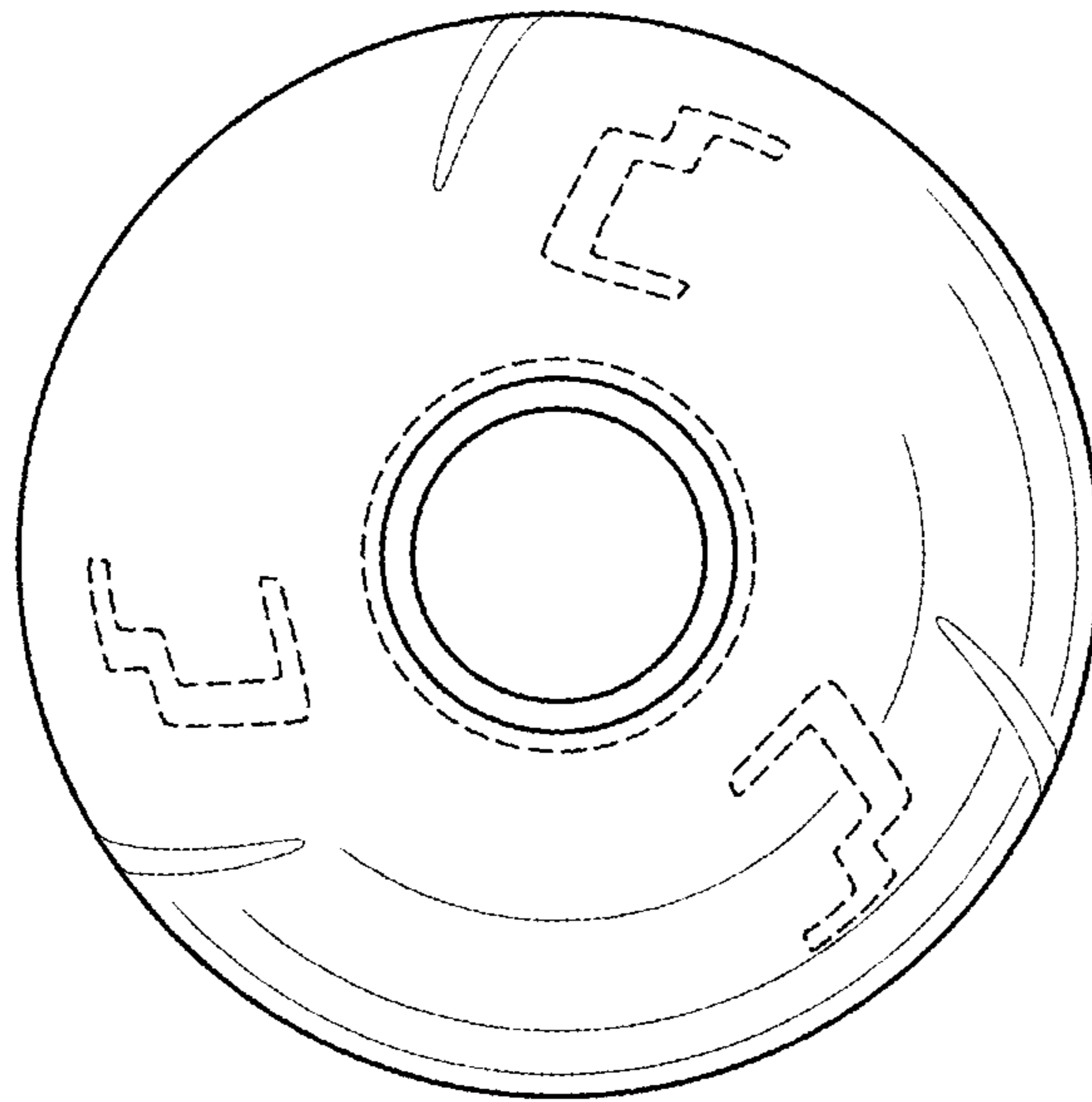
**FIG. 2**



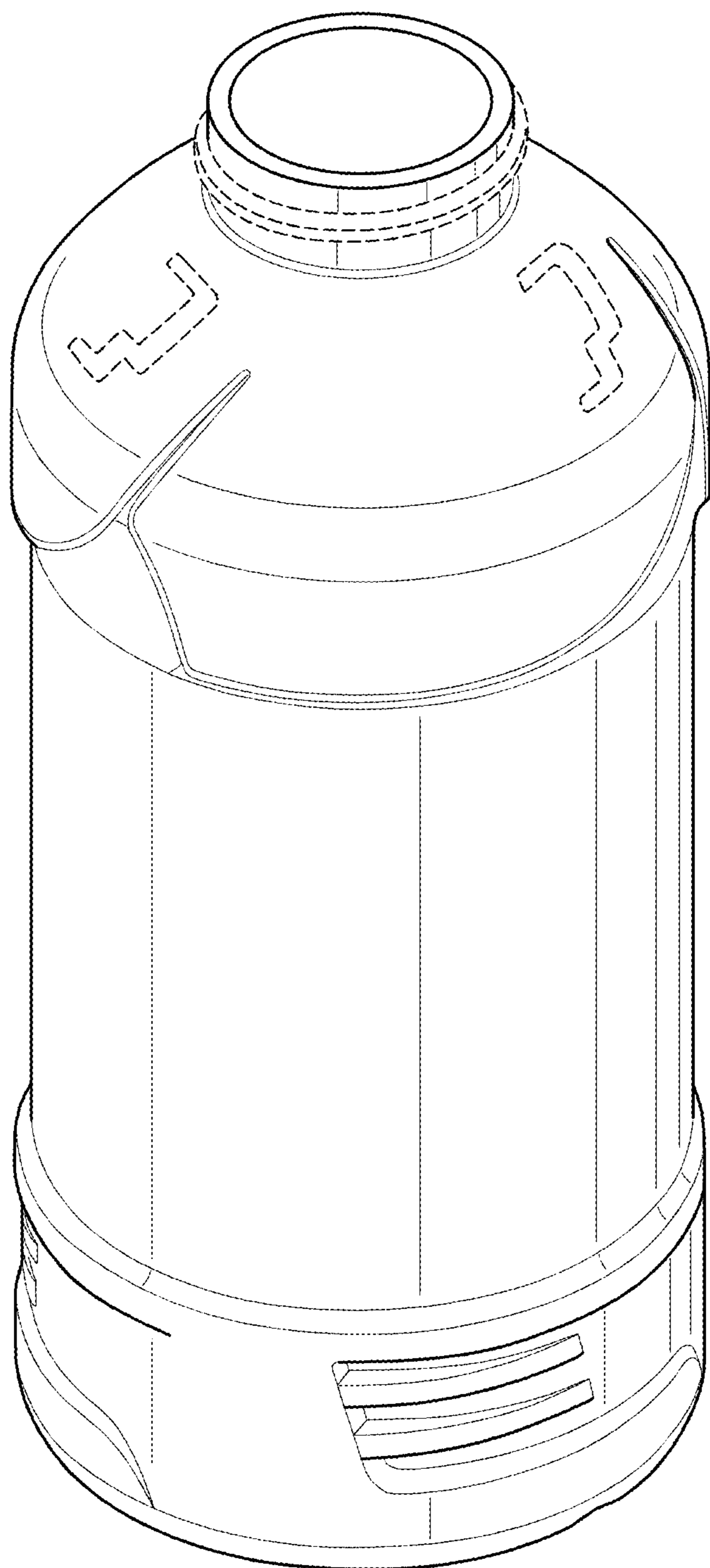
**FIG. 3**



**FIG. 4**




**FIG. 5**




**FIG. 6**






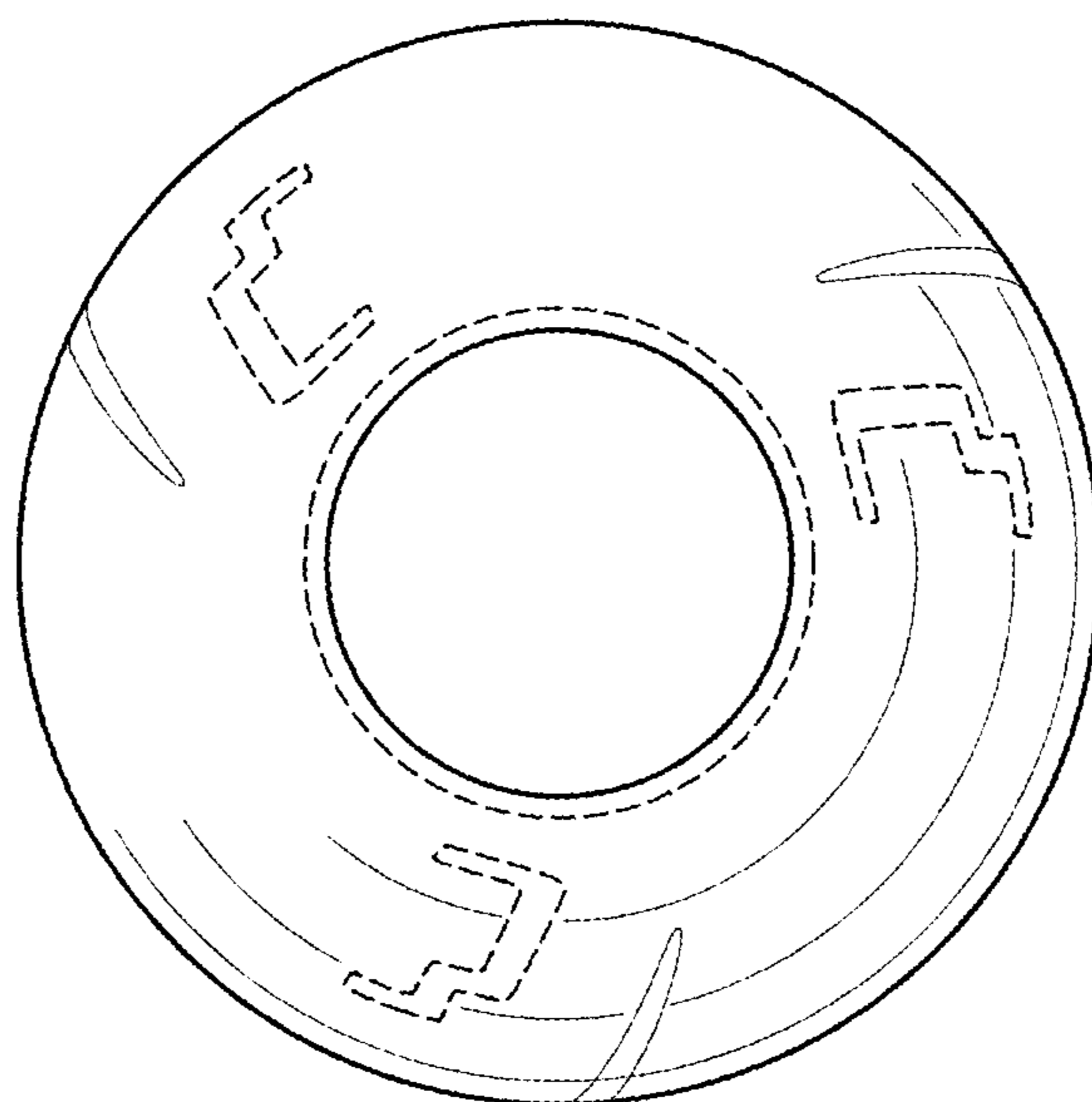
**FIG. 7**



**FIG. 8**



**FIG. 9**



**FIG. 10**