



US00D726002S

(12) **United States Design Patent**
Amundson et al.

(10) **Patent No.:** **US D726,002 S**
(45) **Date of Patent:** **** Apr. 7, 2015**

(54) **HAND TOOL FOR DEBRIS REMOVAL AND DREDGING**

(71) Applicants: **Daniel Scott Amundson**, Winona, MN (US); **Richard J. Kohutko**, Necedah, WI (US); **Michael Kohutko**, Necedah, WI (US)

(72) Inventors: **Daniel Scott Amundson**, Winona, MN (US); **Richard J. Kohutko**, Necedah, WI (US); **Michael Kohutko**, Necedah, WI (US)

(**) Term: **14 Years**

(21) Appl. No.: **29/465,122**

(22) Filed: **Aug. 23, 2013**

(51) **LOC (10) Cl.** **08-99**

(52) **U.S. Cl.**
USPC **D8/499**; D15/147

(58) **Field of Classification Search**
CPC B03B 5/02; B03B 5/26; B03B 7/00; B07B 1/02; B07B 1/04; B07B 1/06; B07B 1/46; B07B 1/4672; B07B 1/48; B07B 13/16; C22B 3/02
USPC D7/354, 667; D8/14, 499; D15/147, D15/199; D32/35, 53, 74; 209/44, 233-235, 209/370, 417, 420, 447; 294/179-180
See application file for complete search history.

(56) **References Cited**

U.S. PATENT DOCUMENTS

2,264,238	A *	11/1941	Burdwood	210/495
3,941,690	A *	3/1976	Powers et al.	209/443
4,013,563	A *	3/1977	Petrik	210/407
D268,842	S *	5/1983	Gordon, Jr.	D15/147
4,472,269	A *	9/1984	Swick	209/44
D302,018	S *	7/1989	Messenger et al.	D15/147
4,889,391	A *	12/1989	Cornelius	299/9
5,072,538	A *	12/1991	Hendricks et al.	43/4
5,160,513	A *	11/1992	Koves	95/90
5,190,158	A *	3/1993	Remias	209/44
5,423,430	A *	6/1995	Zaffiro et al.	209/315

D373,291	S *	9/1996	Auker	D8/1
D377,182	S *	1/1997	Simpson	D15/147
5,622,266	A *	4/1997	Curtis	209/235
5,785,182	A *	7/1998	Ashcraft	209/44
D420,864	S *	2/2000	Kenney et al.	D7/667
D421,336	S *	3/2000	Demore et al.	D3/314
D440,127	S *	4/2001	Young et al.	D7/667
D480,096	S *	9/2003	Hovian	D15/147
6,957,506	B1 *	10/2005	Fair	37/323
7,001,507	B2 *	2/2006	Orozco et al.	210/164
D550,805	S *	9/2007	Hazlehurst	D23/209
D619,427	S *	7/2010	Poteet	D7/667
D644,072	S *	8/2011	McDonald et al.	D7/667
8,113,355	B1 *	2/2012	Peterson	209/235
D666,086	S *	8/2012	Mundhra	D8/499
8,322,536	B2 *	12/2012	Rieck	209/421
8,684,186	B2 *	4/2014	Westgard	209/370
2009/0078615	A1 *	3/2009	Rainwater et al.	209/44
2010/0236993	A1 *	9/2010	Goodrich et al.	209/44
2011/0174699	A1 *	7/2011	Friend	209/447

* cited by examiner

Primary Examiner — Philip S Hyder

Assistant Examiner — Roselynn Cody

(74) *Attorney, Agent, or Firm* — Antonio Papageorgiou, Esq.; Meister Seelig & Fein LLP

(57) **CLAIM**

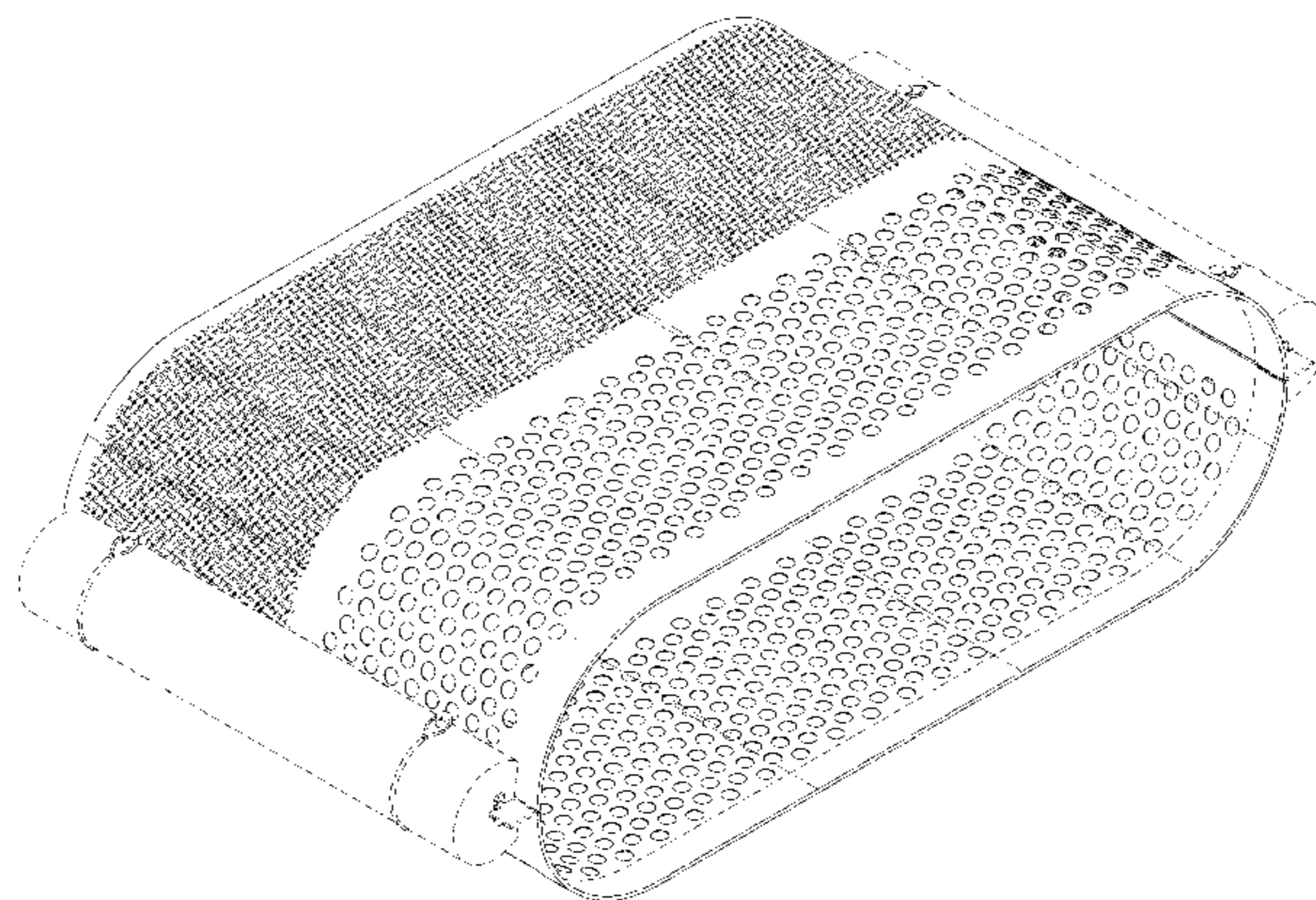
The ornamental design for a hand tool for debris removal and dredging, as shown and described.

DESCRIPTION

FIG. 1 is a perspective view of one side and the front of the hand tool for debris removal and dredging according to one embodiment of my new design;
FIG. 2 is a front view thereof;
FIG. 3 is a back view thereof;
FIG. 4 is a left side view thereof;
FIG. 5 is a right side view thereof;
FIG. 6 is a top view thereof; and,
FIG. 7 is a bottom view thereof.

The dashed lines, shown in the drawings, of the fasteners, handles, seams and tabs are for illustrative purposes only and form no part of the claimed design.

1 Claim, 7 Drawing Sheets



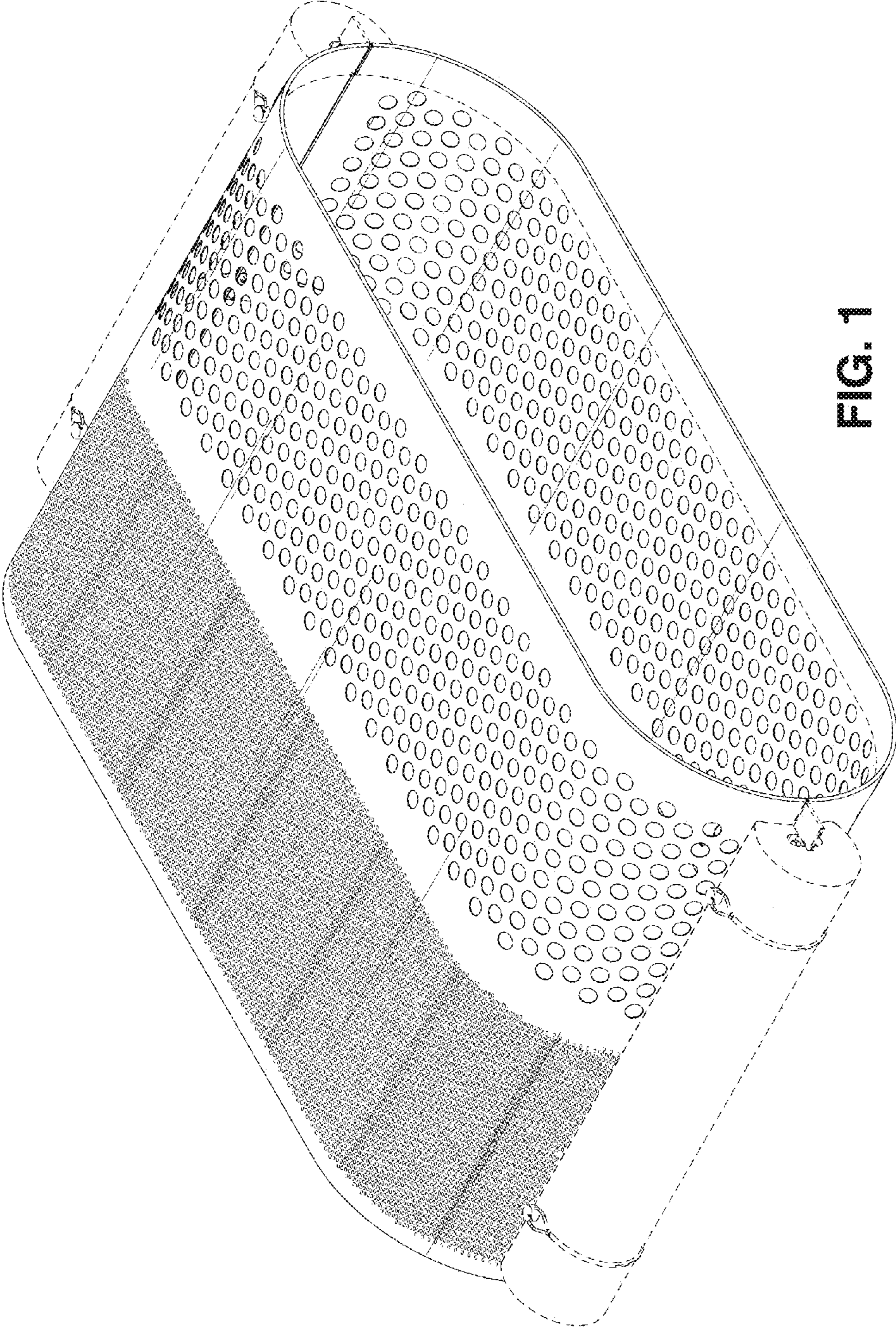


FIG. 1




FIG. 2




FIG. 3

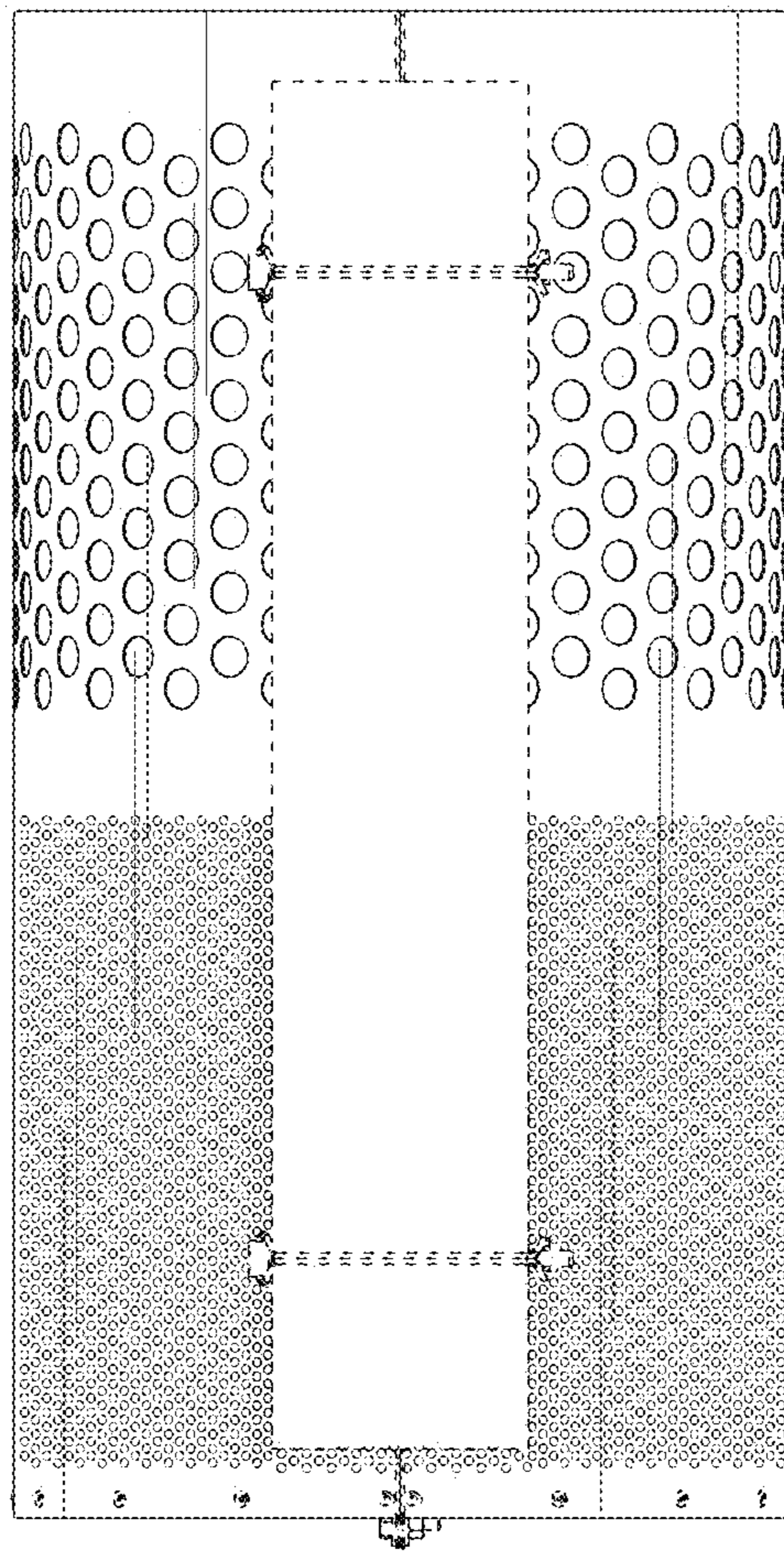


FIG. 4

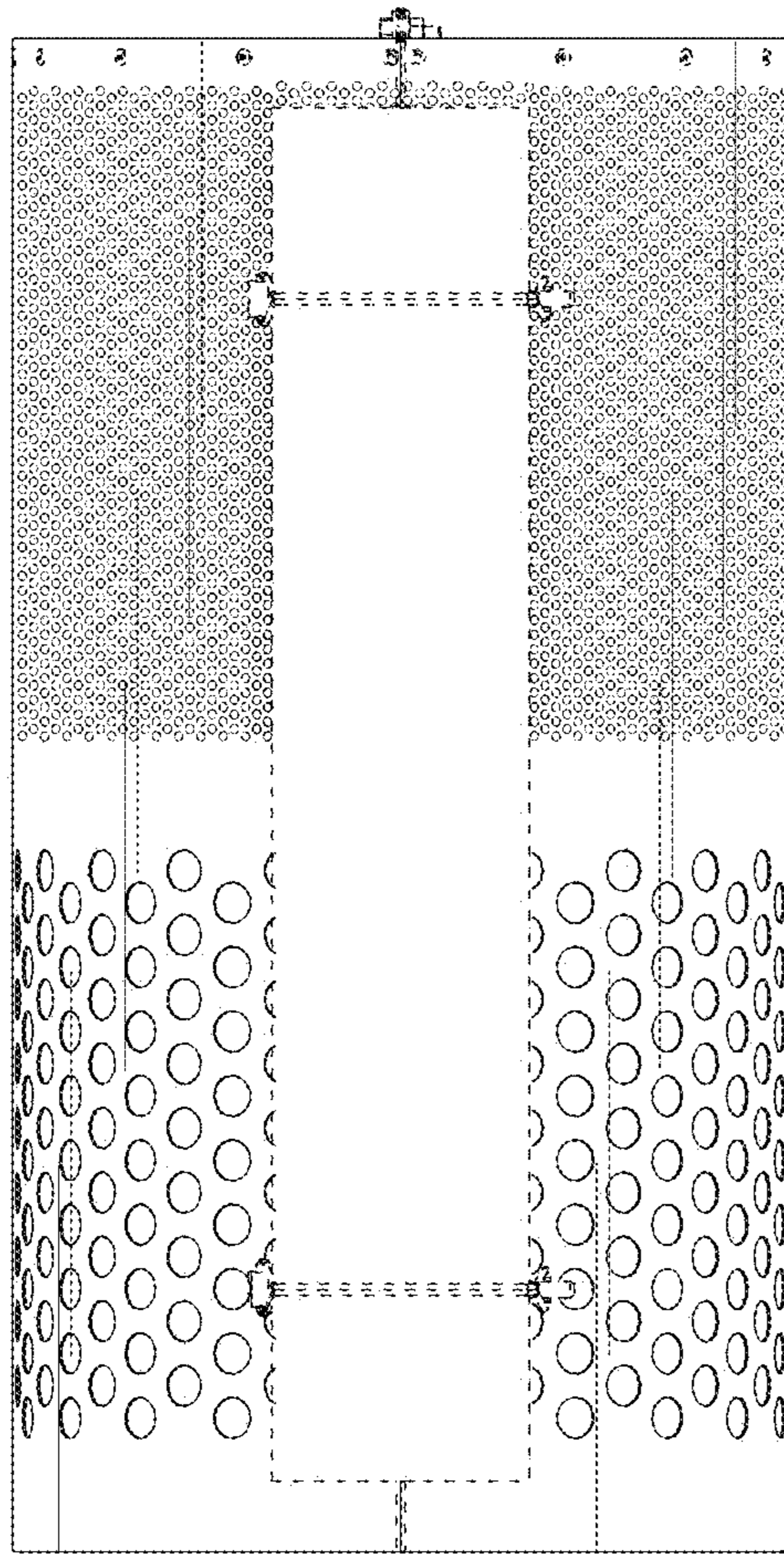


FIG. 5




FIG. 6




FIG. 7