



US00D726001S

(12) **United States Design Patent**
Machesky

(10) **Patent No.:** **US D726,001 S**
(45) **Date of Patent:** **** Apr. 7, 2015**

(54) **SEALING WASHER**
(71) Applicant: **Monte Cristo Holdings, LLC**, Littleton,
CO (US)
(72) Inventor: **Ralph E. Machesky**, Littleton, CO (US)
(73) Assignee: **Monte Cristo Holdings, LLC**, Littleton,
CO (US)

6,142,484 A * 11/2000 Valls, Jr. 277/602
D557,386 S * 12/2007 Darce D23/269
D559,363 S * 1/2008 Darce D23/269
D602,349 S * 10/2009 Andersson D8/399
7,823,887 B2 * 11/2010 Geldenhuys 277/641
D629,489 S * 12/2010 Riedel D23/209
D654,348 S * 2/2012 Musselman D8/349
D700,501 S * 3/2014 Ackerman et al. D8/349
8,905,879 B2 * 12/2014 Lannutti et al. 474/166
2003/0173273 A1 * 9/2003 Giordano et al. 210/87
2006/0208429 A1 * 9/2006 Happel 277/602

(**) Term: **14 Years**

* cited by examiner

(21) Appl. No.: **29/482,796**

Primary Examiner — Cynthia Underwood

(22) Filed: **Feb. 21, 2014**

(74) *Attorney, Agent, or Firm* — Holland & Hart LLP

(51) **LOC (10) Cl.** **08-08**

(57) **CLAIM**

(52) **U.S. Cl.**
USPC **D8/399**

The ornamental design for a sealing washer, as shown and described.

(58) **Field of Classification Search**
USPC D8/397, 394, 382, 349, 399; 411/427,
411/429, 432, 918, 179, 180, 190, 327,
411/531; D23/303

DESCRIPTION

See application file for complete search history.


FIG. 1 is a top and front perspective view of the sealing washer, showing my new design;
FIG. 2 is a top and rear perspective view of the design illustrated in FIG. 1; and,
FIG. 3 is a side elevation view of the design illustrated in FIG. 1.

(56) **References Cited**

U.S. PATENT DOCUMENTS

D285,247 S * 8/1986 Jornhagen D23/269
D330,073 S * 10/1992 Valls D23/269

1 Claim, 3 Drawing Sheets



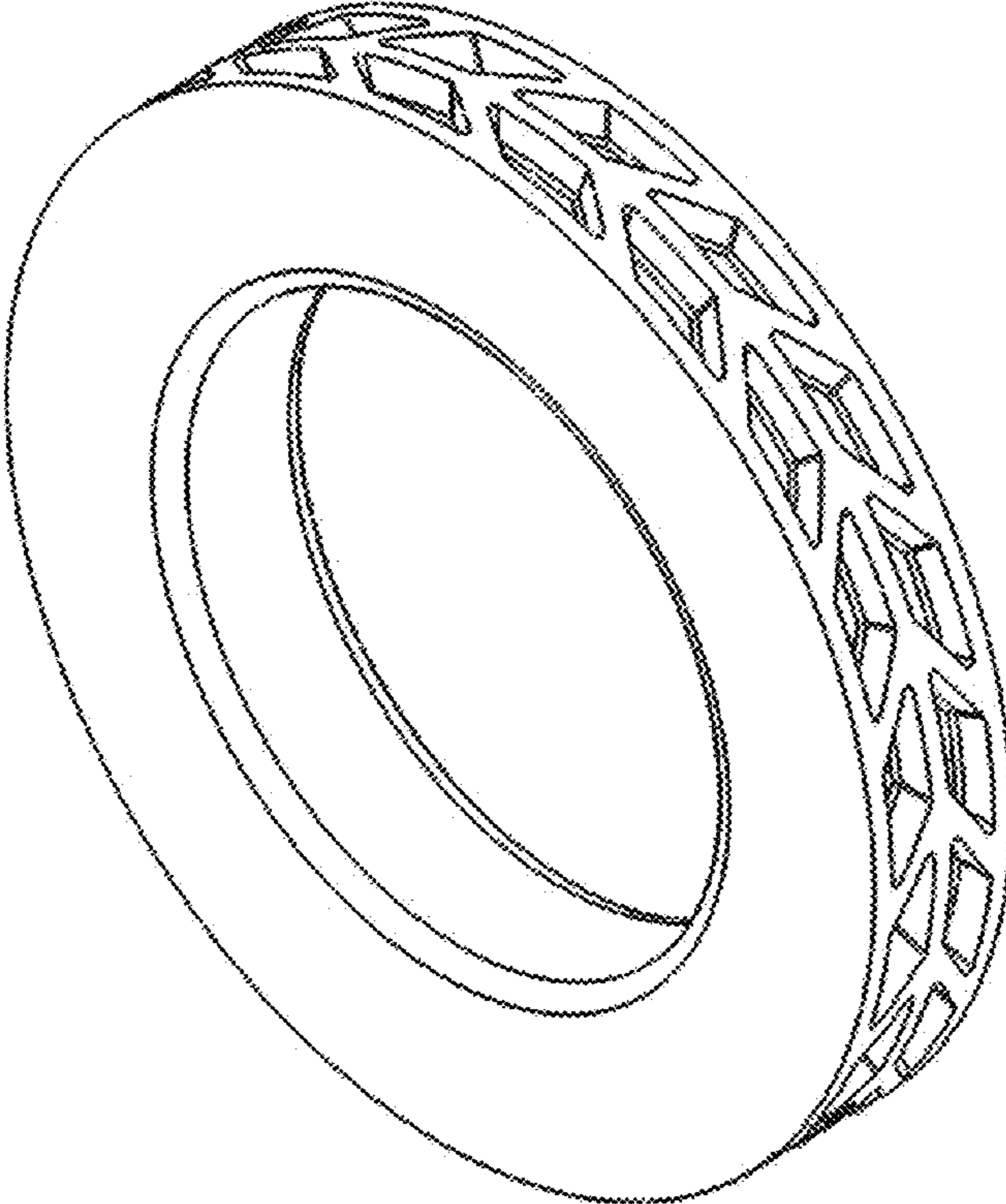


FIG. 1



FIG. 2

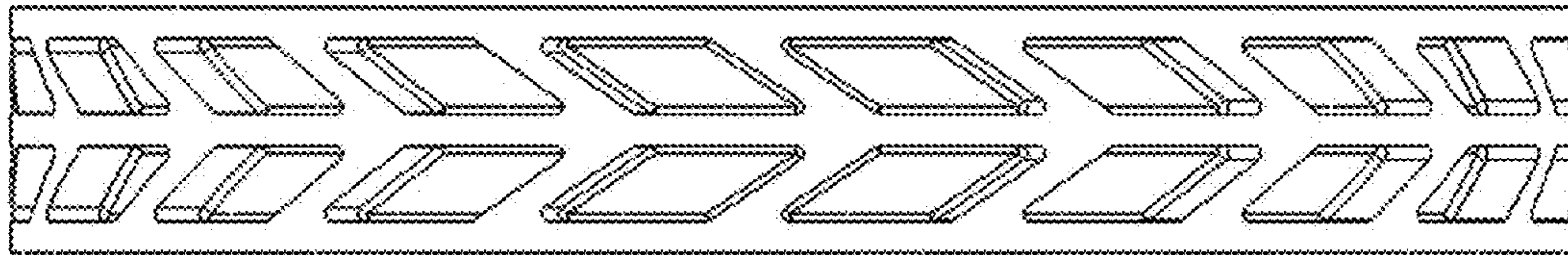


FIG. 3