



US00D725995S

(12) **United States Design Patent**
Pellegrini

(10) **Patent No.:** **US D725,995 S**

(45) **Date of Patent:** **** Apr. 7, 2015**

(54) **TUBULAR KEY CASING**

(56) **References Cited**

(71) Applicant: **AXCOM di Donatella Pellegrini,**
Martina Franca (TA) (IT)

U.S. PATENT DOCUMENTS

(72) Inventor: **Bruno Pellegrini,** Martina Franca (IT)

3,101,762	A *	8/1963	Birmingham et al.	206/37.3
4,349,975	A *	9/1982	Chubb	40/330
D271,279	S *	11/1983	Cziment	D8/347
4,888,970	A *	12/1989	Kinzler et al.	70/456 R
5,561,331	A *	10/1996	Suyama et al.	307/10.3
D382,600	S *	8/1997	Wu	D21/307
6,016,676	A *	1/2000	McConnell	70/408
6,089,060	A *	7/2000	Steeley	70/456 R
D459,972	S *	7/2002	Magnusson	D8/347
8,225,634	B2 *	7/2012	Giacomin et al.	70/456 R
8,528,374	B2 *	9/2013	Katagiri et al.	70/456 R

(**) Term: **14 Years**

(21) Appl. No.: **29/481,886**

(22) Filed: **Feb. 11, 2014**

* cited by examiner

Related U.S. Application Data

(62) Division of application No. 29/440,059, filed on Dec. 18, 2012, now Pat. No. Des. 705,642.

Primary Examiner — Prabhakar Deshmukh

(74) *Attorney, Agent, or Firm* — Themis Law

(30) **Foreign Application Priority Data**

Sep. 25, 2012 (IT) TA20120000005

Nov. 13, 2012 (WO) 12533

(51) **LOC (10) Cl.** **08-07**

(52) **U.S. Cl.**
USPC **D8/347**

(58) **Field of Classification Search**
CPC E05B 13/00; E05B 17/00; E05B 19/00;
E05B 19/0082

USPC D8/347, 348, 346, 343; 70/456 R, 429,
70/430, 448, 449, 336, 431, 465

See application file for complete search history.

(57) **CLAIM**

The ornamental design for a tubular key casing, as shown and described.

DESCRIPTION

FIG. 1 is a perspective view of a tubular key casing showing my new design;

FIG. 2 is a rear elevational view thereof;

FIG. 3 is a left side elevational view thereof, the right side being a mirror image;

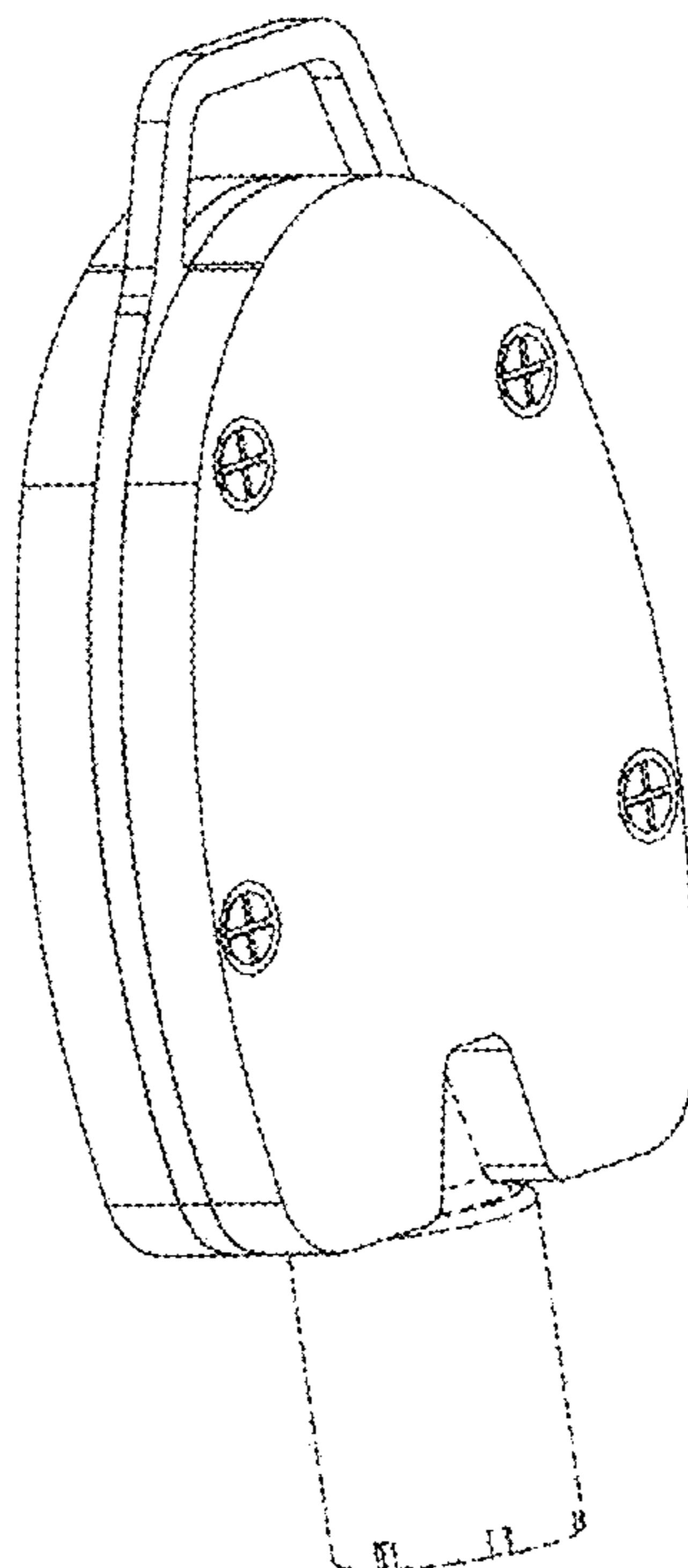
FIG. 4 is a front elevational view thereof;

FIG. 5 is a second perspective view thereof; and,

FIG. 6 is an exploded view thereof showing an environment of use.

The broken lines illustrate the environment and form no part of the claimed design.

1 Claim, 6 Drawing Sheets



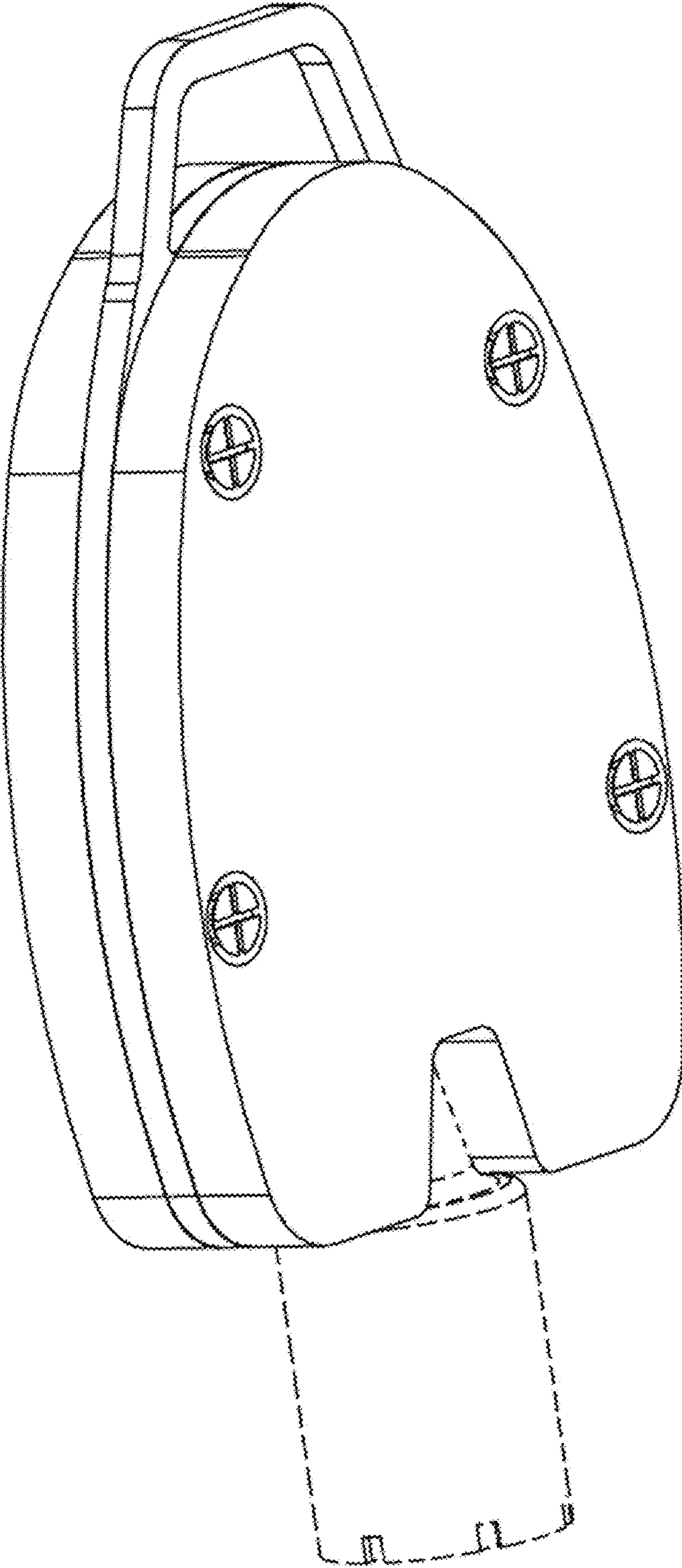


FIG. 1

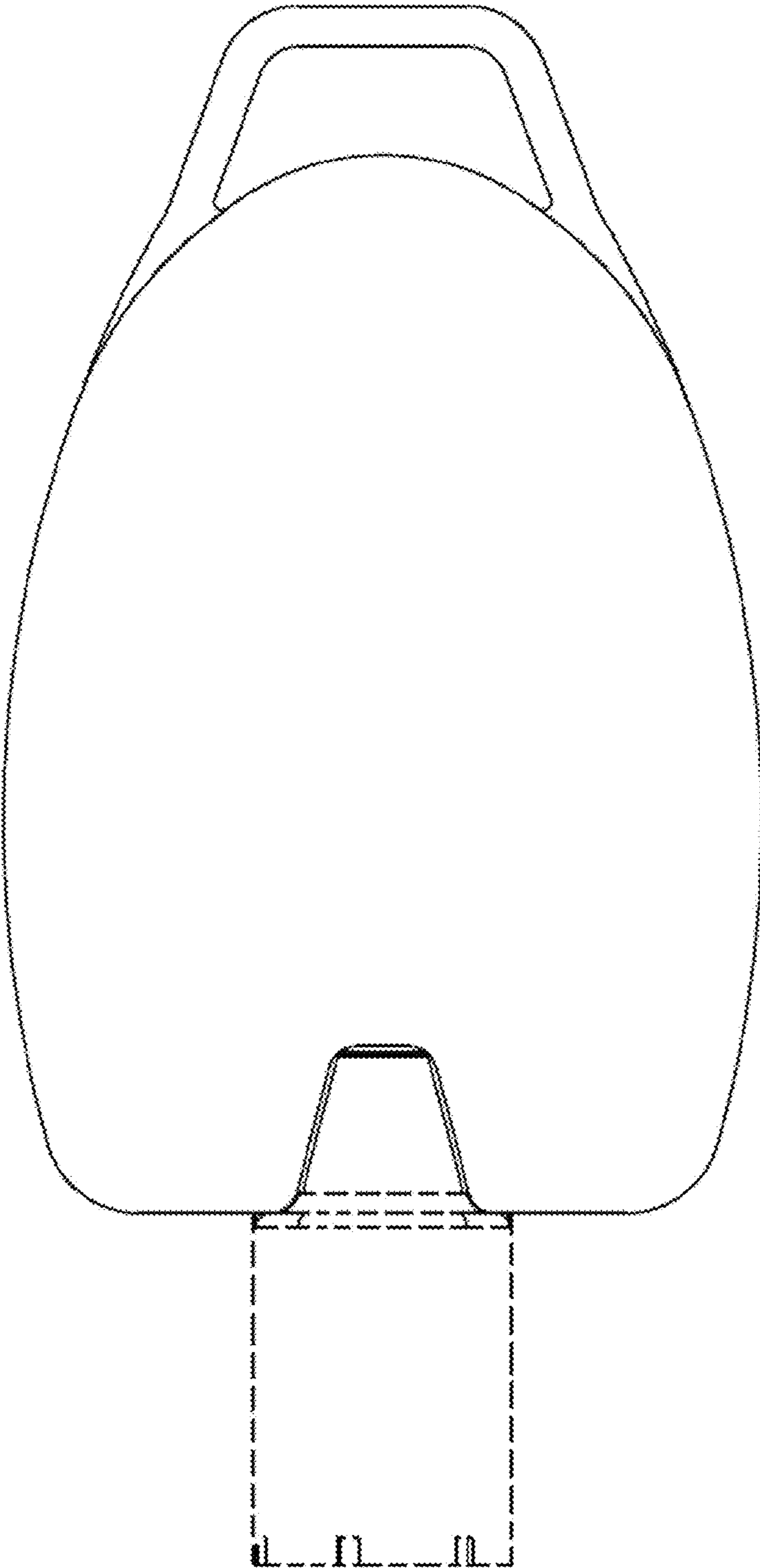


FIG. 2




FIG. 3

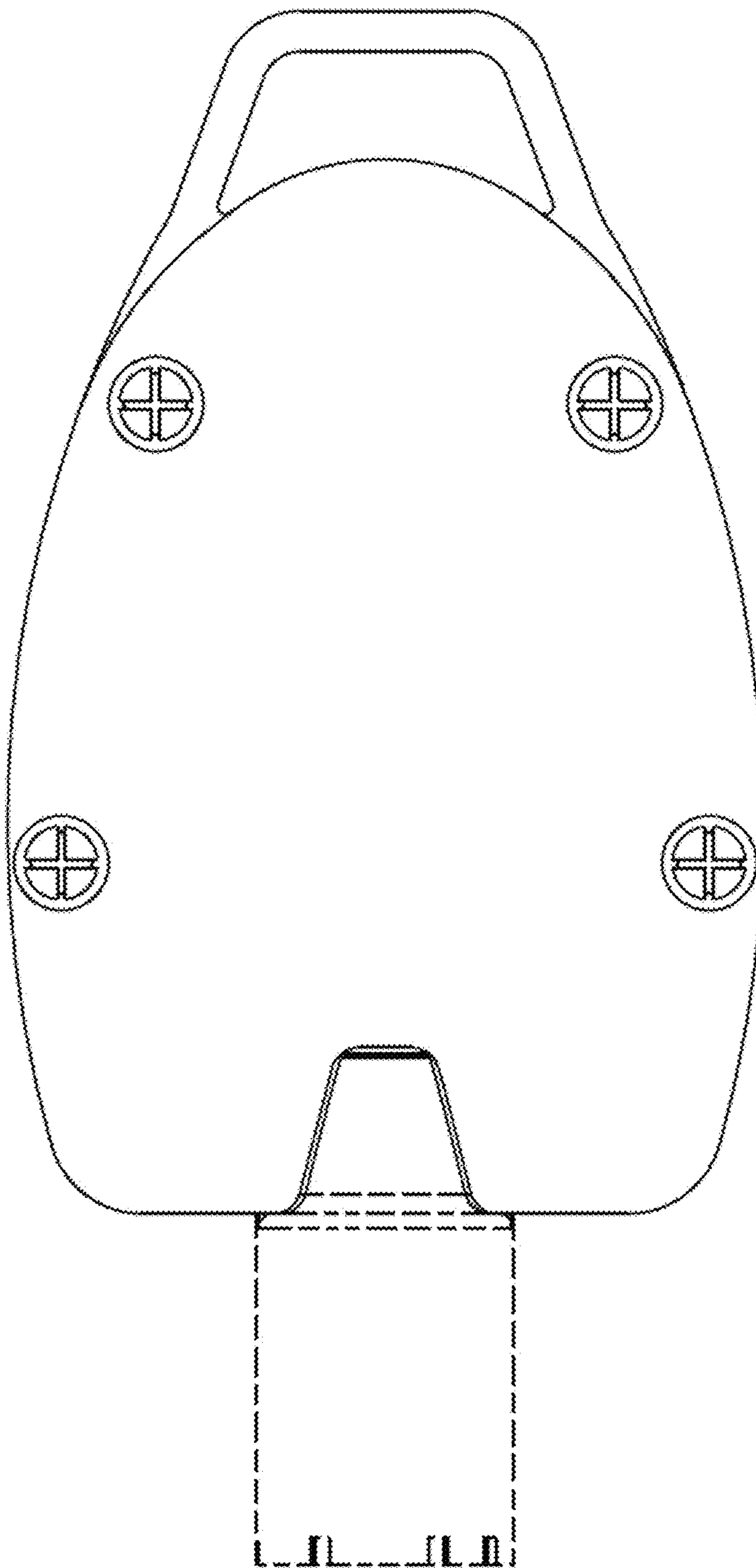


FIG. 4

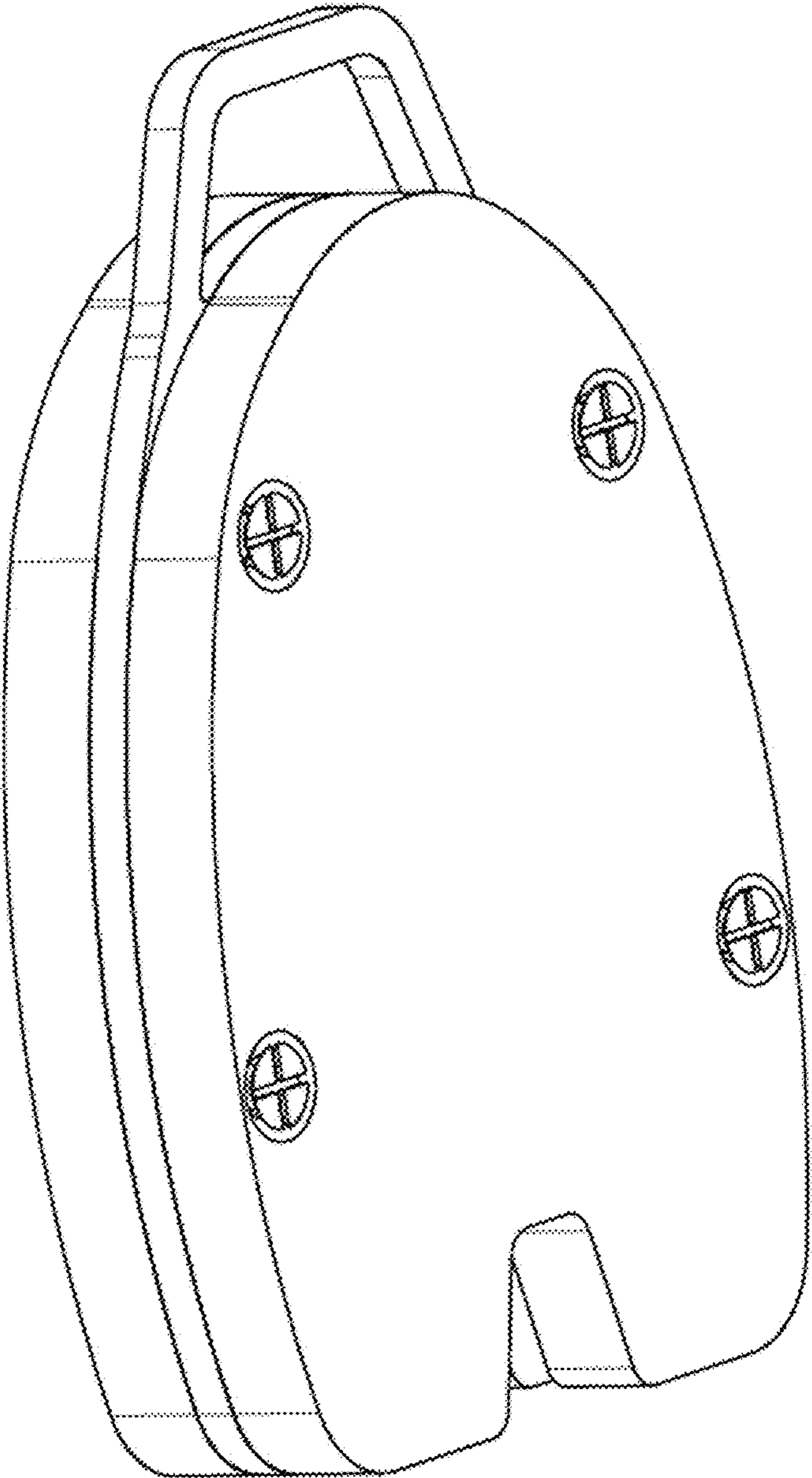


FIG. 5

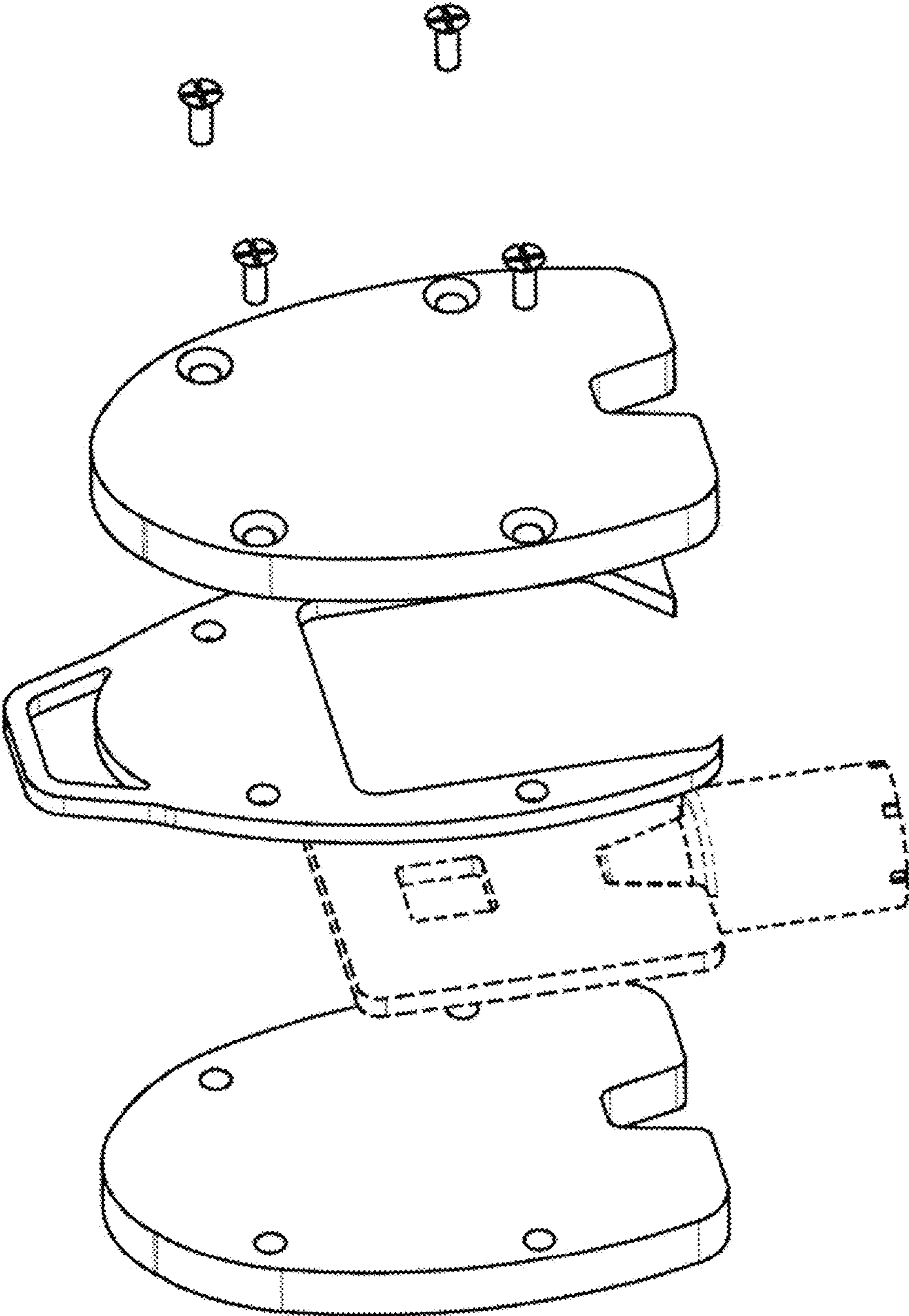


FIG. 6