



US00D725980S

(12) **United States Design Patent**
Tirone

(10) **Patent No.:** **US D725,980 S**

(45) **Date of Patent:** **** Apr. 7, 2015**

(54) **IMPACT SCREWDRIVER**

(71) Applicant: **Black & Decker Inc.**, Newark, DE (US)

(72) Inventor: **James C. Tirone**, Baltimore, MD (US)

(73) Assignee: **Black & Decker Inc.**, Newark, DE (US)

(**) Term: **14 Years**

(21) Appl. No.: **29/467,233**

(22) Filed: **Sep. 17, 2013**

(51) **LOC (10) Cl.** **08-03**

(52) **U.S. Cl.**
USPC **D8/68**

(58) **Field of Classification Search**

CPC B62D 23/005; B62D 29/00; B62D 29/043;
B62D 31/00; B62D 33/046; B62D 35/00;
B62D 35/001; B60Q 1/0005
USPC D8/61, 67, 68; 81/57.4, 489; 173/48,
173/109, 170, 178, 217; 408/124, 125;
362/119; 475/149

See application file for complete search history.

(56) **References Cited**

U.S. PATENT DOCUMENTS

D345,682 S *	4/1994	Sasaki et al.	D8/68
D476,544 S *	7/2003	Ghode et al.	D8/68
D484,384 S *	12/2003	Ghode et al.	D8/68
D520,835 S *	5/2006	Aglassinger	D8/68
D524,135 S *	7/2006	Happ et al.	D8/68
D532,666 S *	11/2006	Chi	D8/68
D605,486 S *	12/2009	Aglassinger	D8/68
D605,487 S *	12/2009	Aglassinger	D8/68
D650,652 S *	12/2011	Aglassinger	D8/68

D676,730 S *	2/2013	Kubono et al.	D8/68
2011/0011610 A1 *	1/2011	Welke et al.	173/217
2011/0147021 A1 *	6/2011	Schaal et al.	173/47
2012/0241183 A1 *	9/2012	Li	173/48

OTHER PUBLICATIONS

Deutsch, Stuart. "New Porter Cable 8V Cordless Impact Driver PCC842L." Tool Guyd. Mar. 13, 2014 [online], [retrieved on Mar. 11, 2014]. Retrieved from the Internet <URL: <http://toolguyd.com/porter-cable-8v-impact-driver/>>.*

"Black & Decker's new 8V MAX* Impact Screwdriver." American Woodworker, Oct. 7, 2013 [online], [retrieved on Mar. 11, 2014]. Retrieved from the Internet <URL: <http://americanwoodworker.com/blogs/tools/archive/2013/10/07/woodworking-tool-news-black-amp-decker-impact-screwdriver.aspx>>.*

* cited by examiner

Primary Examiner — Philip S Hyder

Assistant Examiner — Darlington Ly

(74) *Attorney, Agent, or Firm* — Stephen R. Valancius

(57) **CLAIM**

The ornamental design for an impact screwdriver, as shown and described.

DESCRIPTION

FIG. 1 is a perspective view of an impact screwdriver showing my new design;

FIG. 2 is a front view thereof

FIG. 3 is a rear view thereof;

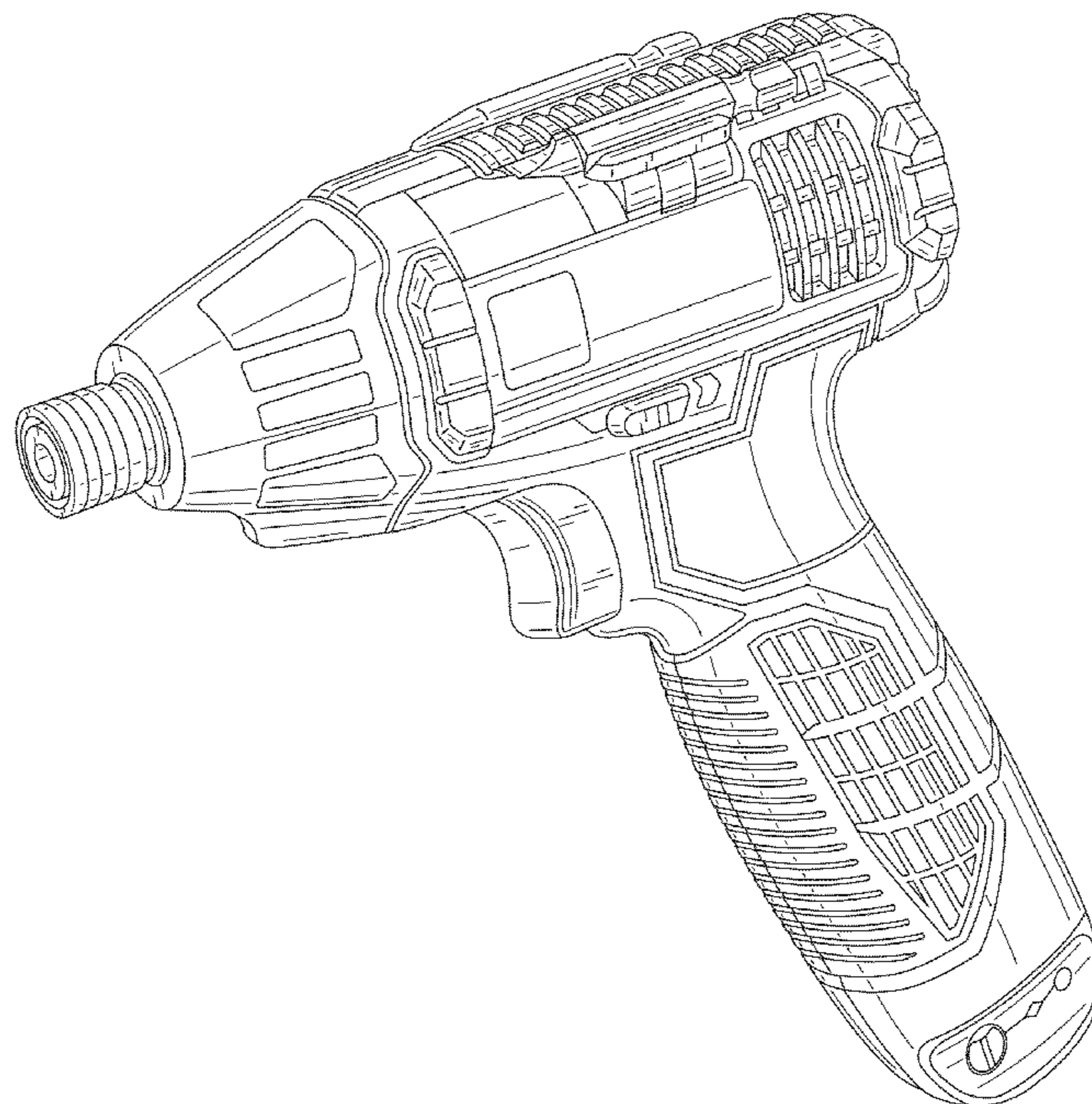
FIG. 4 is a right side view thereof;

FIG. 5 is a left side view thereof;

FIG. 6 is a top plan view thereof; and,

FIG. 7 is a bottom plan view thereof.

1 Claim, 7 Drawing Sheets



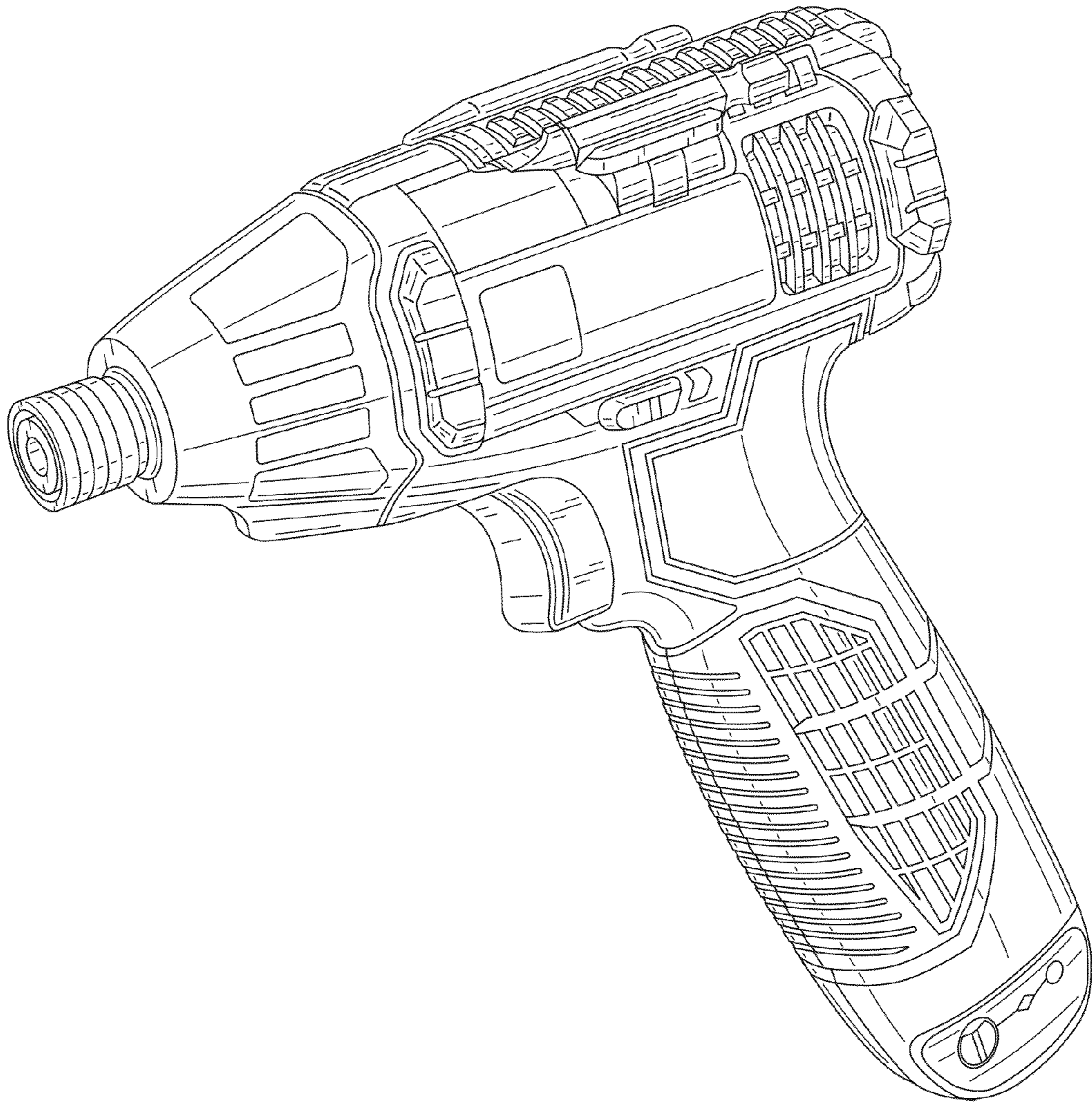


FIG. 1

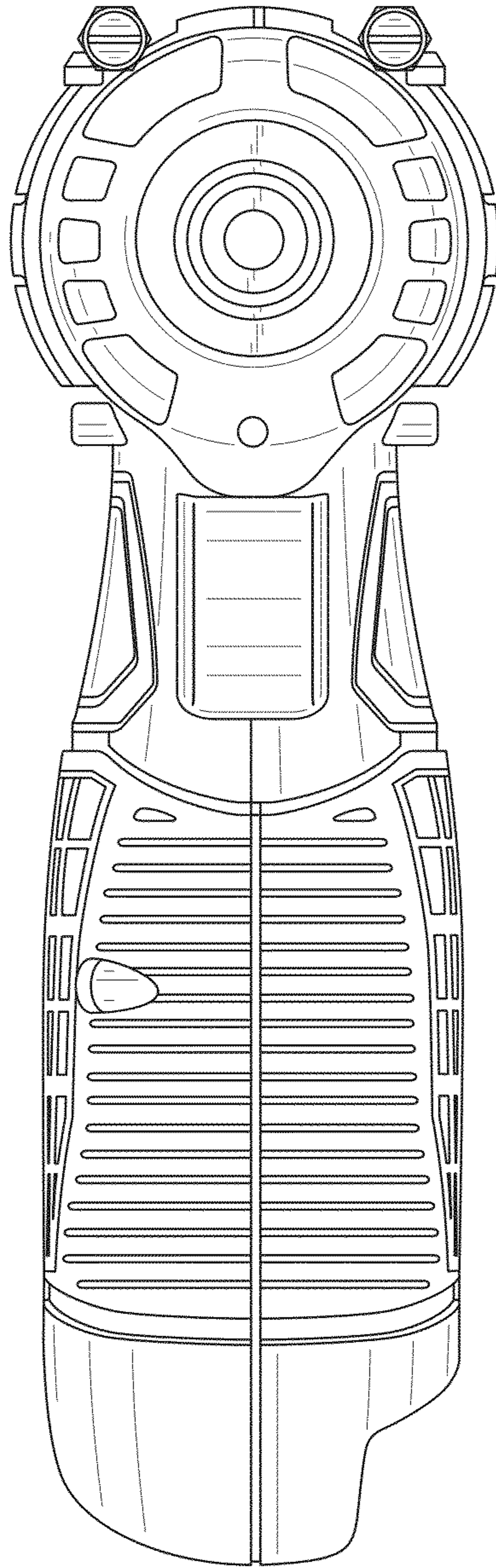


FIG. 2

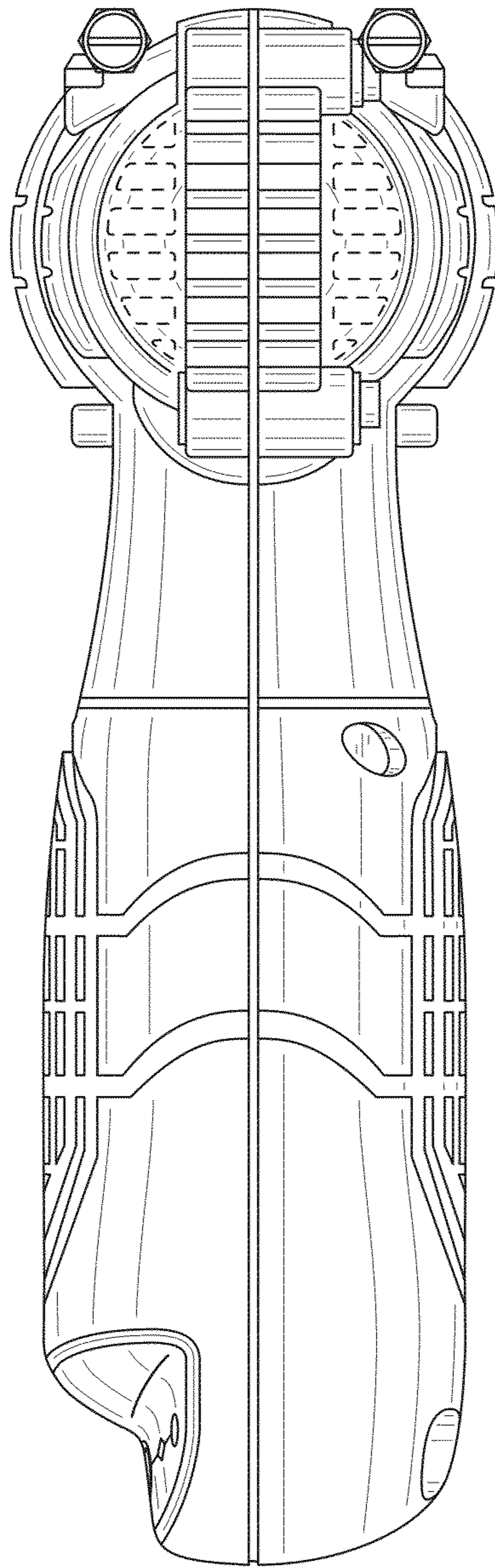


FIG. 3




FIG. 4

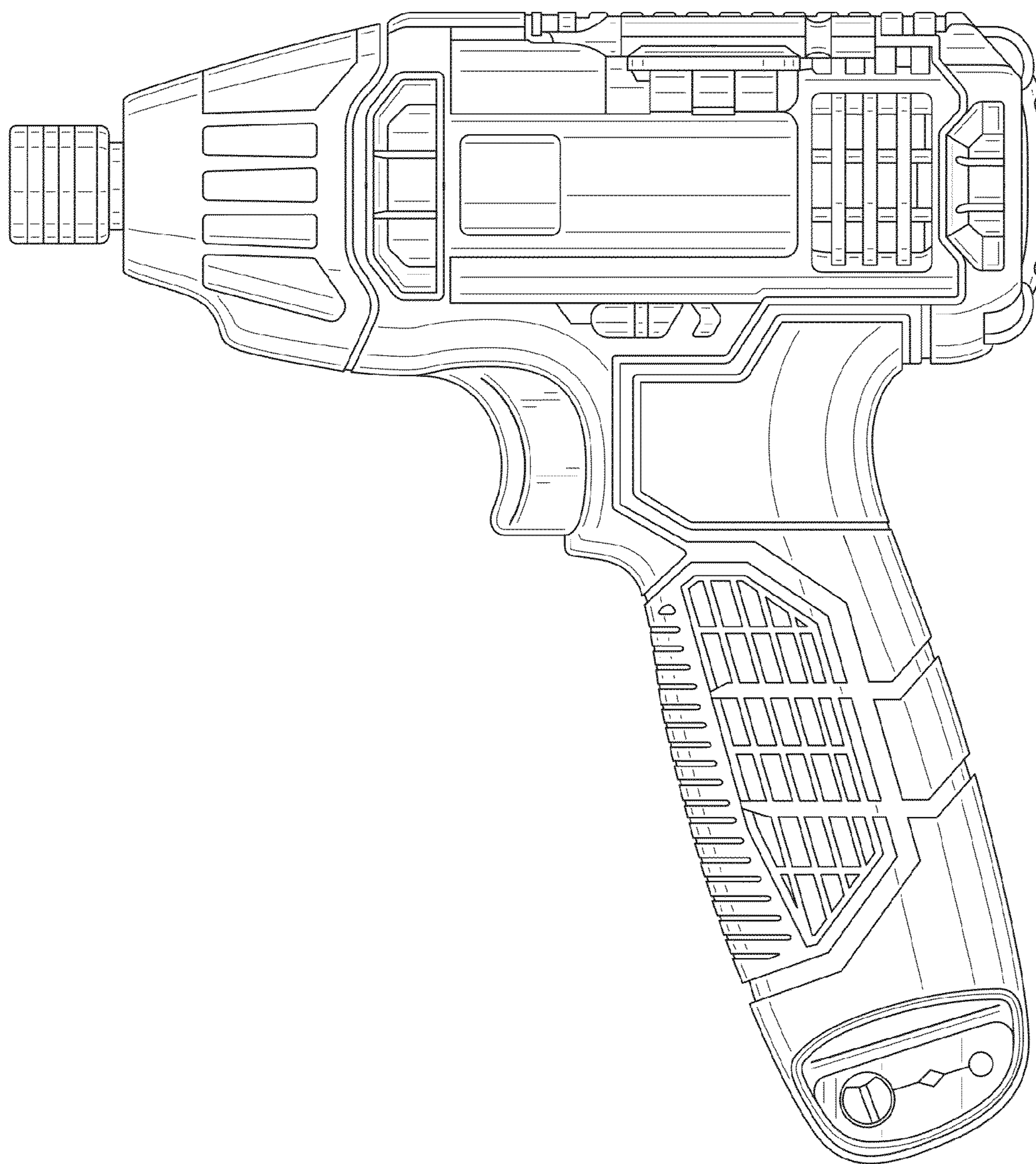


FIG. 5

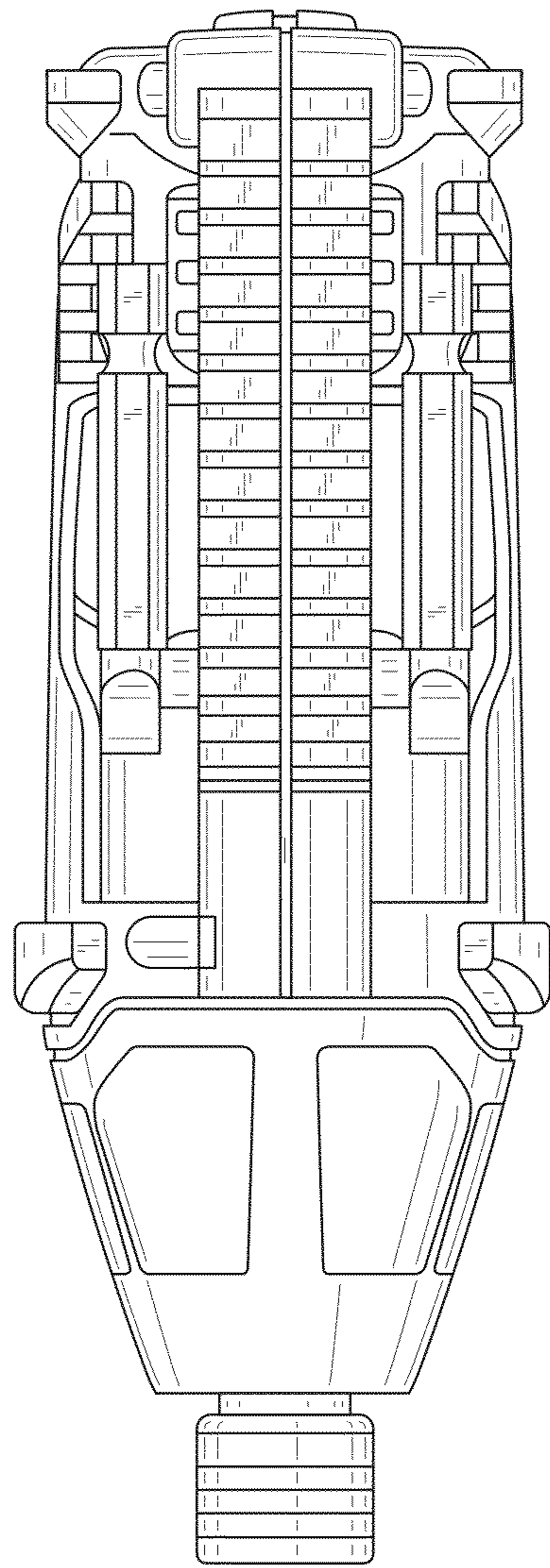


FIG. 6

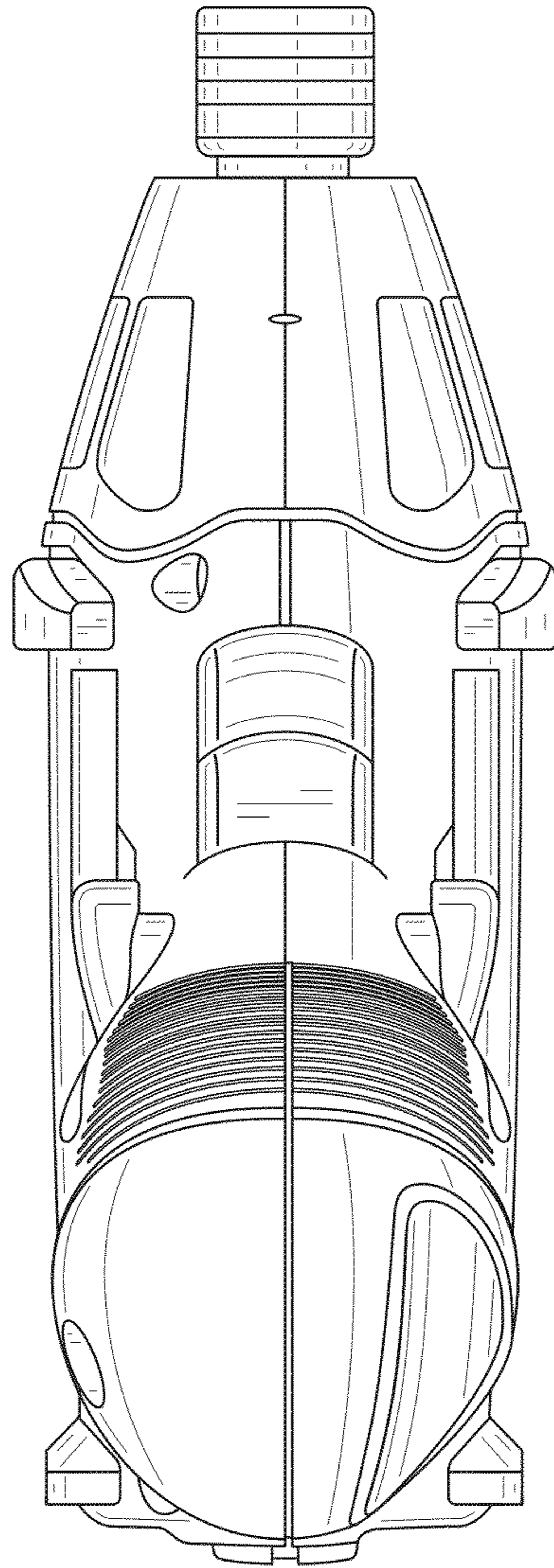


FIG. 7