



US00D725976S

(12) **United States Design Patent**
Sikes

(10) **Patent No.:** **US D725,976 S**
(45) **Date of Patent:** **** Apr. 7, 2015**

- (54) **TREE ROOT BALL CONTAINER**
- (71) Applicant: **George Sikes**, Brownwood, TX (US)
- (72) Inventor: **George Sikes**, Brownwood, TX (US)
- (**) Term: **14 Years**
- (21) Appl. No.: **29/453,399**
- (22) Filed: **Apr. 29, 2013**

D399,713	S	10/1998	Allen et al.	
D402,862	S	* 12/1998	Rose	D8/1
D413,495	S	9/1999	Carter	
6,073,391	A	6/2000	Tort et al.	
D437,194	S	2/2001	Rivas et al.	
6,202,348	B1	3/2001	Reiger	
D441,315	S	* 5/2001	Huffman	D11/143
D520,307	S	5/2006	Tort et al.	
7,353,635	B2	* 4/2008	Westrate	47/76
D671,807	S	* 12/2012	Gooden	D8/1
D684,023	S	6/2013	Sikes	
2011/0000130	A1	1/2011	Miller	
2011/0179707	A1	7/2011	Woelfel	

Related U.S. Application Data

- (62) Division of application No. 29/427,421, filed on Jul. 18, 2012, now Pat. No. Des. 684,023.
- (51) **LOC (10) Cl.** **08-01**
- (52) **U.S. Cl.**
USPC **D8/1**
- (58) **Field of Classification Search**
USPC D8/1; D6/403-405; D11/143-156;
D25/100; 47/32.4, 39, 32.5, 44
See application file for complete search history.

* cited by examiner

Primary Examiner — Sheryl Lane

(74) *Attorney, Agent, or Firm* — Scott L. Harper; Harper Washam LLP

(57) **CLAIM**

The ornamental design for a tree root ball container, as shown and described.

DESCRIPTION

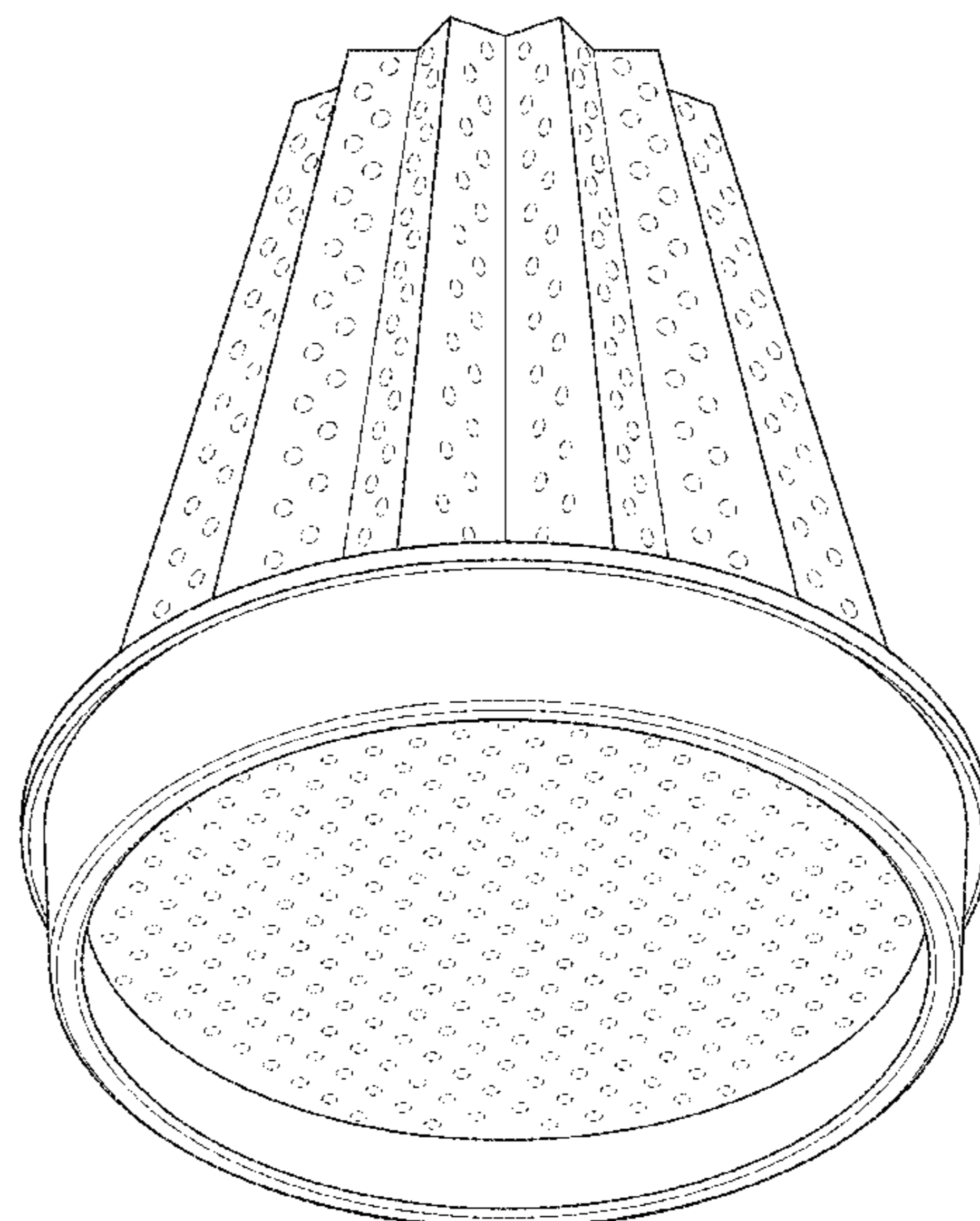

FIG. 1 is a perspective view of the tree root ball container of the present invention;
 FIG. 2 is a front elevational view of the tree root ball container of the present invention, with the back side, right side, and left side elevational views being mirror images thereof;
 FIG. 3 is a top plan view of the tree root ball container of the present invention;
 FIG. 4 is a bottom plan view of the detachable base of the tree root ball container of the present invention; and,
 FIG. 5 is bottom perspective view of the tree root ball container of the present invention.
 The broken lines represent portions of the article and form no part of the claimed design.

(56) **References Cited**

U.S. PATENT DOCUMENTS

44,131	A	9/1864	Whitlock	
602,941	A	4/1898	Harvey	
770,461	A	9/1904	Haggerty	
4,574,522	A	3/1986	Reiger et al.	
4,642,938	A	* 2/1987	Georges et al.	47/2
4,888,914	A	12/1989	Reiger	
D311,666	S	* 10/1990	Burke	D8/1
D323,268	S	* 1/1992	Reiman	D8/1
5,103,588	A	4/1992	Reiger	
5,345,711	A	* 9/1994	Friesner	47/32.4
5,479,741	A	* 1/1996	Underwood	47/30
5,768,825	A	6/1998	Reiger	
D398,492	S	9/1998	Weber	
5,809,689	A	* 9/1998	Mathur	47/32.4

1 Claim, 5 Drawing Sheets






FIG. 1

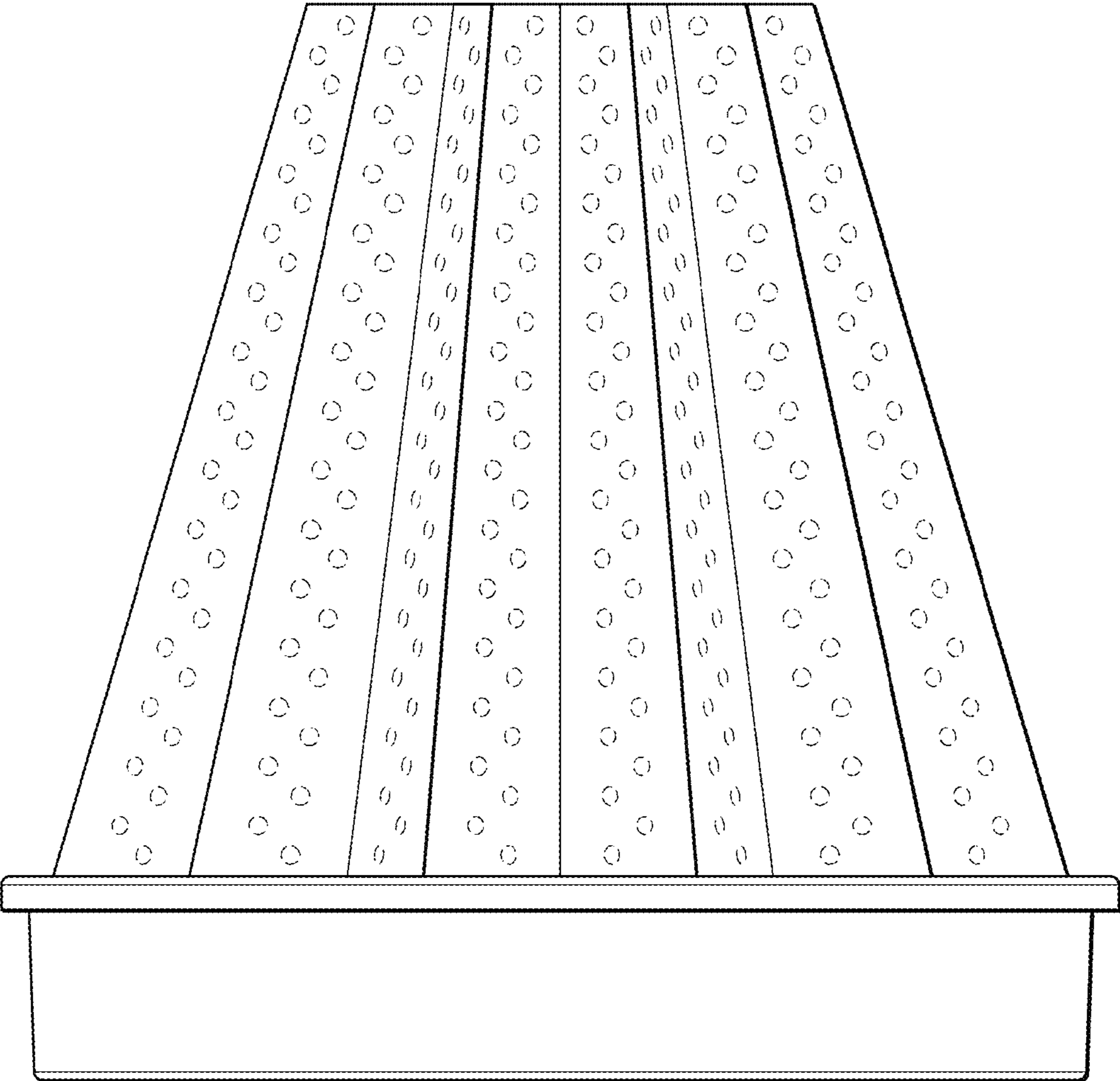


FIG. 2




FIG. 3




FIG. 4

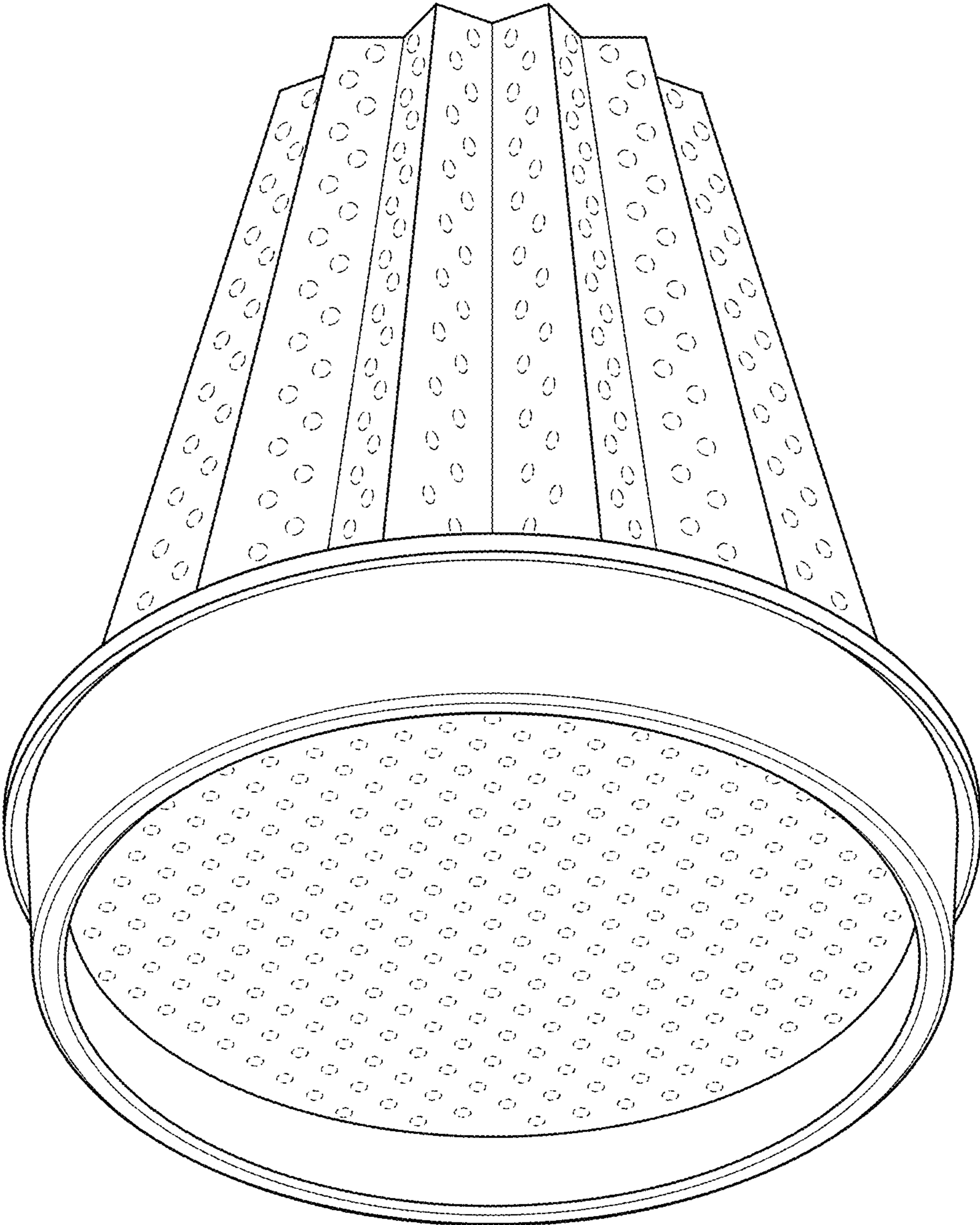


FIG. 5