



US00D725958S

(12) **United States Design Patent**  
**Karako**

(10) **Patent No.:** **US D725,958 S**

(45) **Date of Patent:** **\*\* Apr. 7, 2015**

(54) **COOKING POT**

(71) Applicant: **Sima Karako**, Mitspe Adi (IL)

(72) Inventor: **Sima Karako**, Mitspe Adi (IL)

(\*\*) Term: **14 Years**

(21) Appl. No.: **29/478,718**

(22) Filed: **Jan. 8, 2014**

(51) **LOC (10) Cl.** ..... **07-02**

(52) **U.S. Cl.**  
USPC ..... **D7/354**

(58) **Field of Classification Search**

CPC ..... A47G 19/12; A47G 19/26; A47G 19/265;  
A47J 27/00; A47J 27/002; A47J 27/08;  
A47J 27/21; A47J 27/58; A47J 36/025;  
A47J 36/06; A47J 36/12; A47J 37/00; A47J  
37/10; A47J 37/101; A47J 37/103; A47J  
37/12; A47J 37/1204; A47J 45/061; A47J  
45/071; A47J 45/08; H05B 6/12  
USPC ..... D7/323, 354-363, 391, 393-396, 409,  
D7/538, 542, 610, 629; 99/324, 331,  
99/339-340, 403, 425-426, 444-445,  
99/645; 126/373.1, 383.1-384.1, 390.1;  
219/438-439, 620-622;  
220/573.1-573.5, 752-753, 755-759,  
220/780, 912; 222/465.1, 470, 475.1

See application file for complete search history.

(56) **References Cited**

U.S. PATENT DOCUMENTS

4,197,940	A	*	4/1980	DeRossett	.....	220/780
4,385,554	A	*	5/1983	Daenen et al.	.....	99/645
D288,767	S	*	3/1987	Minuti	.....	D7/542
D364,779	S	*	12/1995	Markarian	.....	D7/538
D405,651	S	*	2/1999	Schmidt	.....	D7/610
D484,005	S	*	12/2003	Levien	.....	D7/610
D578,336	S	*	10/2008	Kim	.....	D7/354
D588,866	S	*	3/2009	Ho	.....	D7/391
D609,979	S	*	2/2010	Soibel et al.	.....	D7/629
D628,021	S	*	11/2010	Curtin	.....	D7/629
D632,129	S	*	2/2011	Chen	.....	D7/356
D701,422	S	*	3/2014	Tai	.....	D7/391
D708,893	S	*	7/2014	Henry	.....	D7/360

\* cited by examiner

*Primary Examiner* — Ricky Pham

(57) **CLAIM**

The ornamental design for a cooking pot, as shown and described.

**DESCRIPTION**

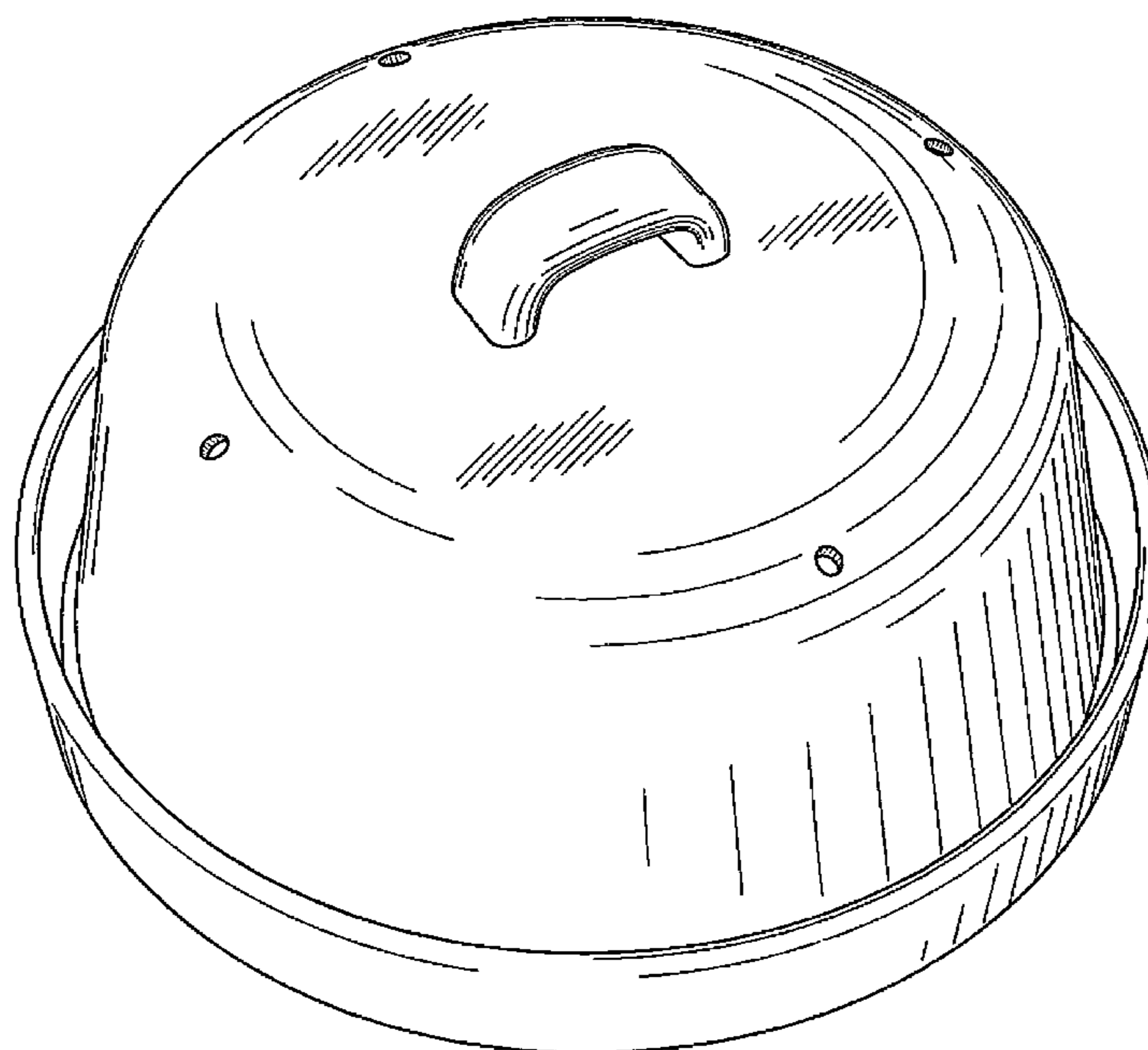
FIG. 1 is a top perspective view of cooking pot showing my new design.

FIG. 2 is a top plan view of the cooking pot shown in FIG. 1.

FIG. 3 is a bottom plan view of the cooking pot shown in FIG. 1.

FIG. 4 is a front view of the cooking pot shown in FIG. 1; the rear view being a mirror image view thereof; and, FIG. 5 is a right side view of the cooking pot shown in FIG. 1; the left view being a mirror image view thereof.

**1 Claim, 3 Drawing Sheets**



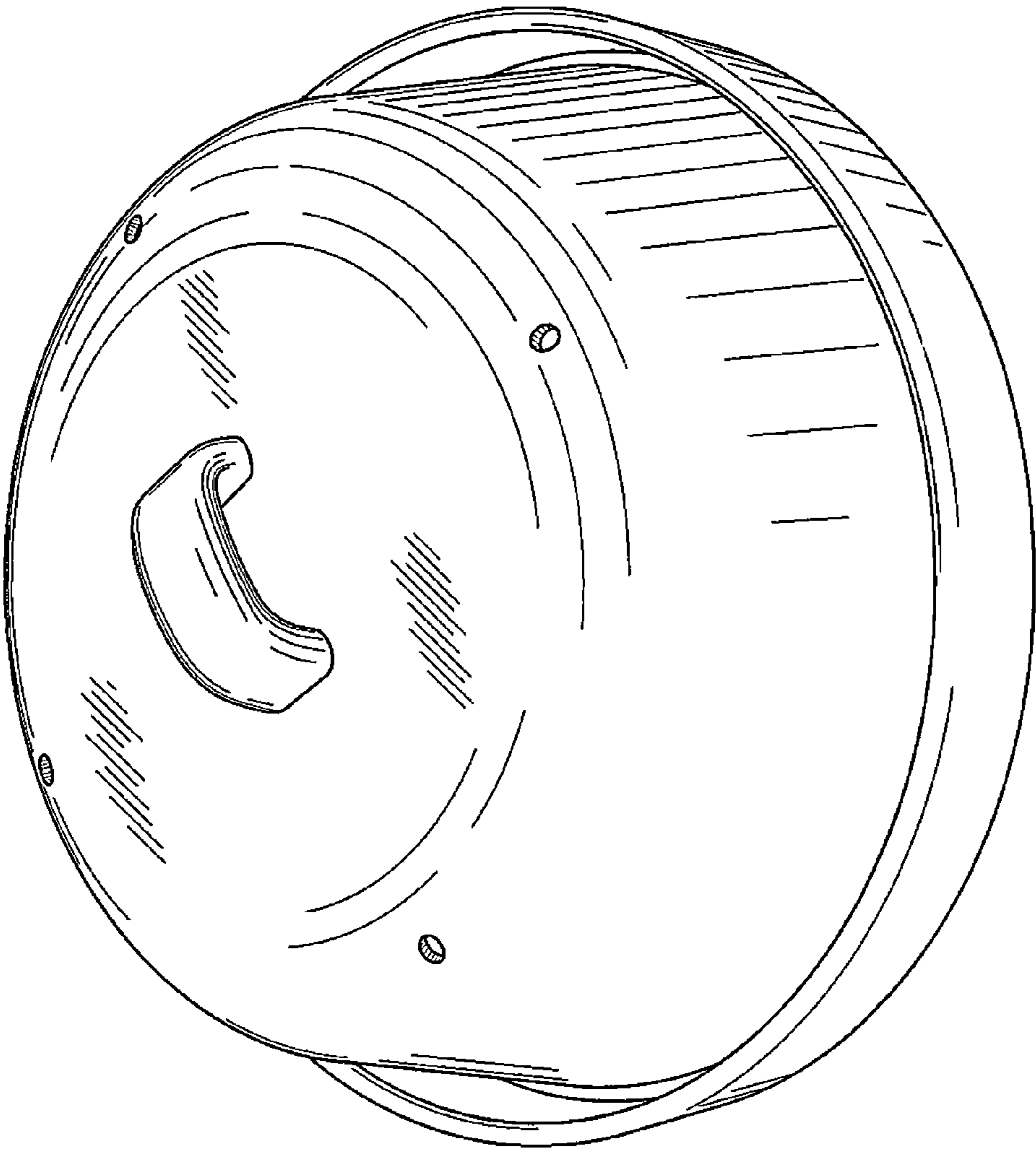


FIGURE 1

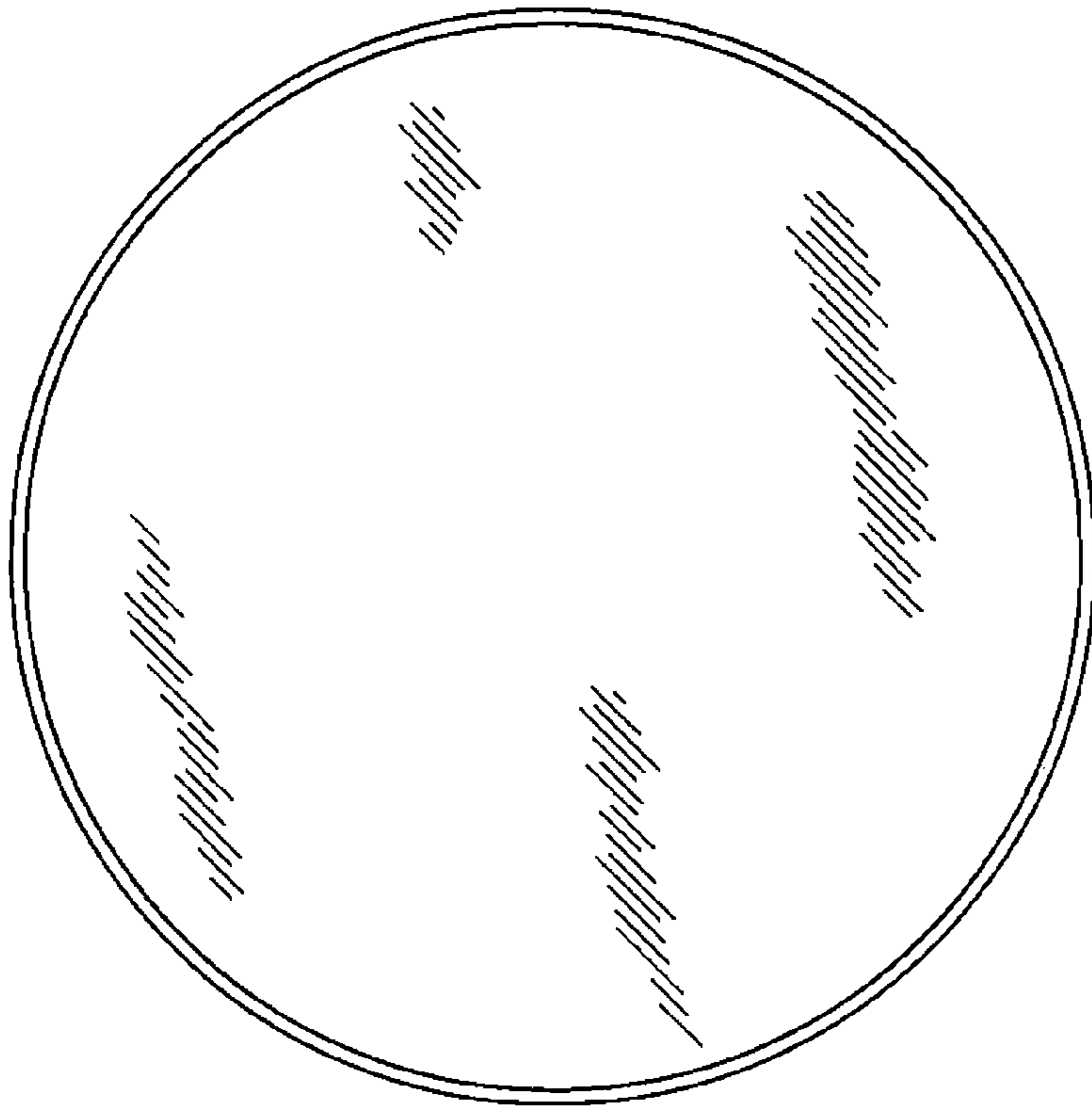


FIGURE 3

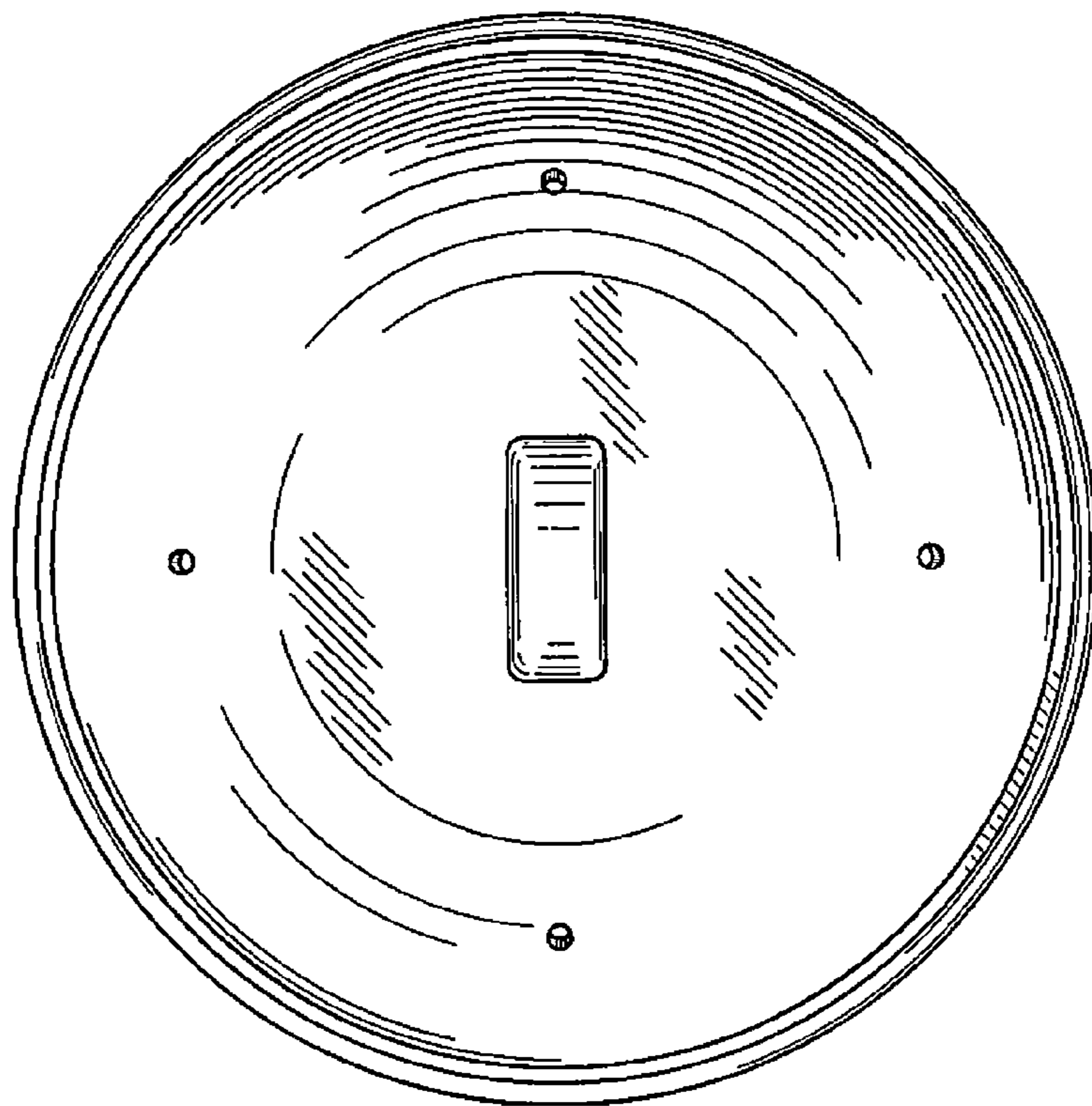


FIGURE 2

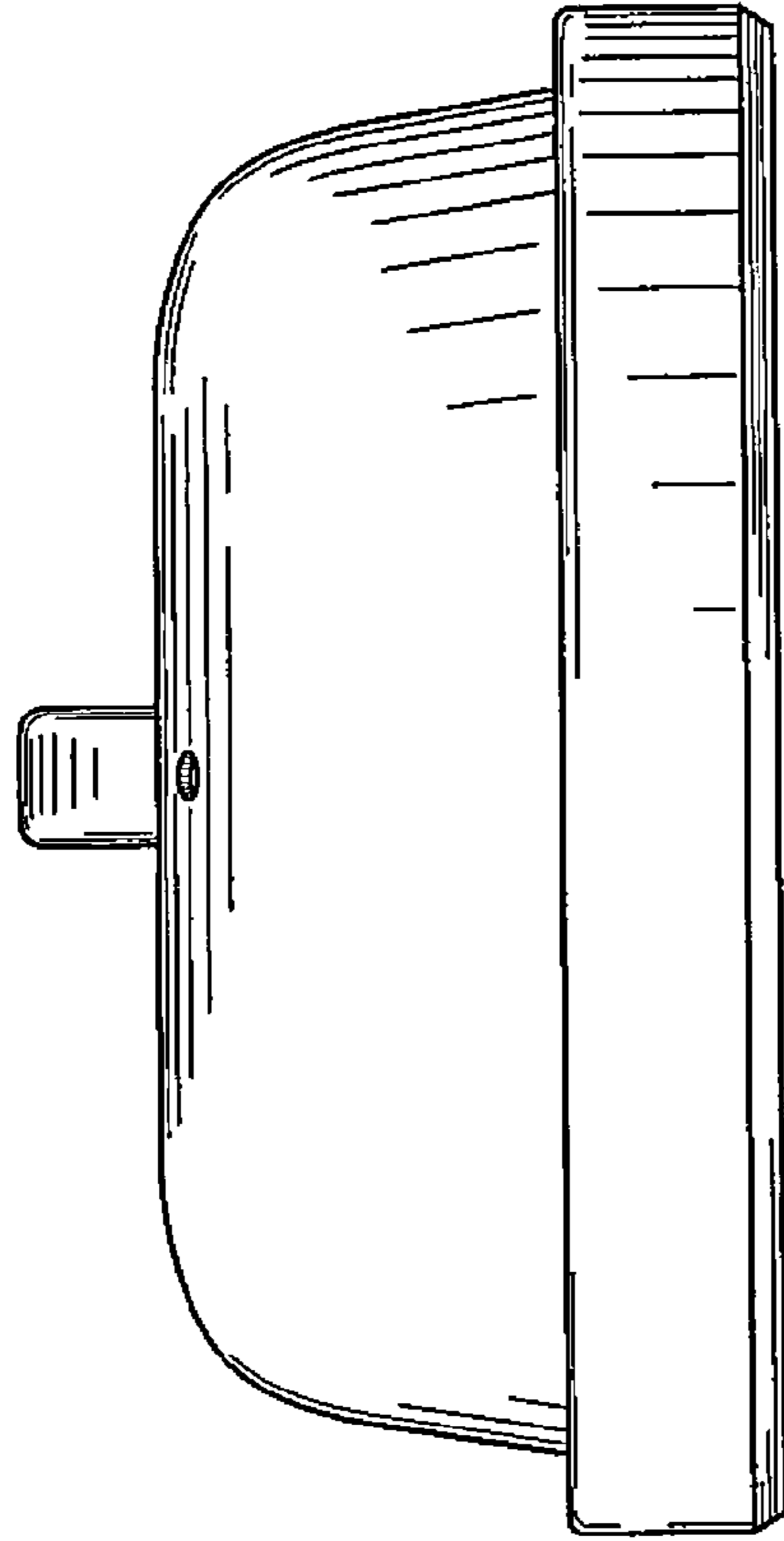


FIGURE 5

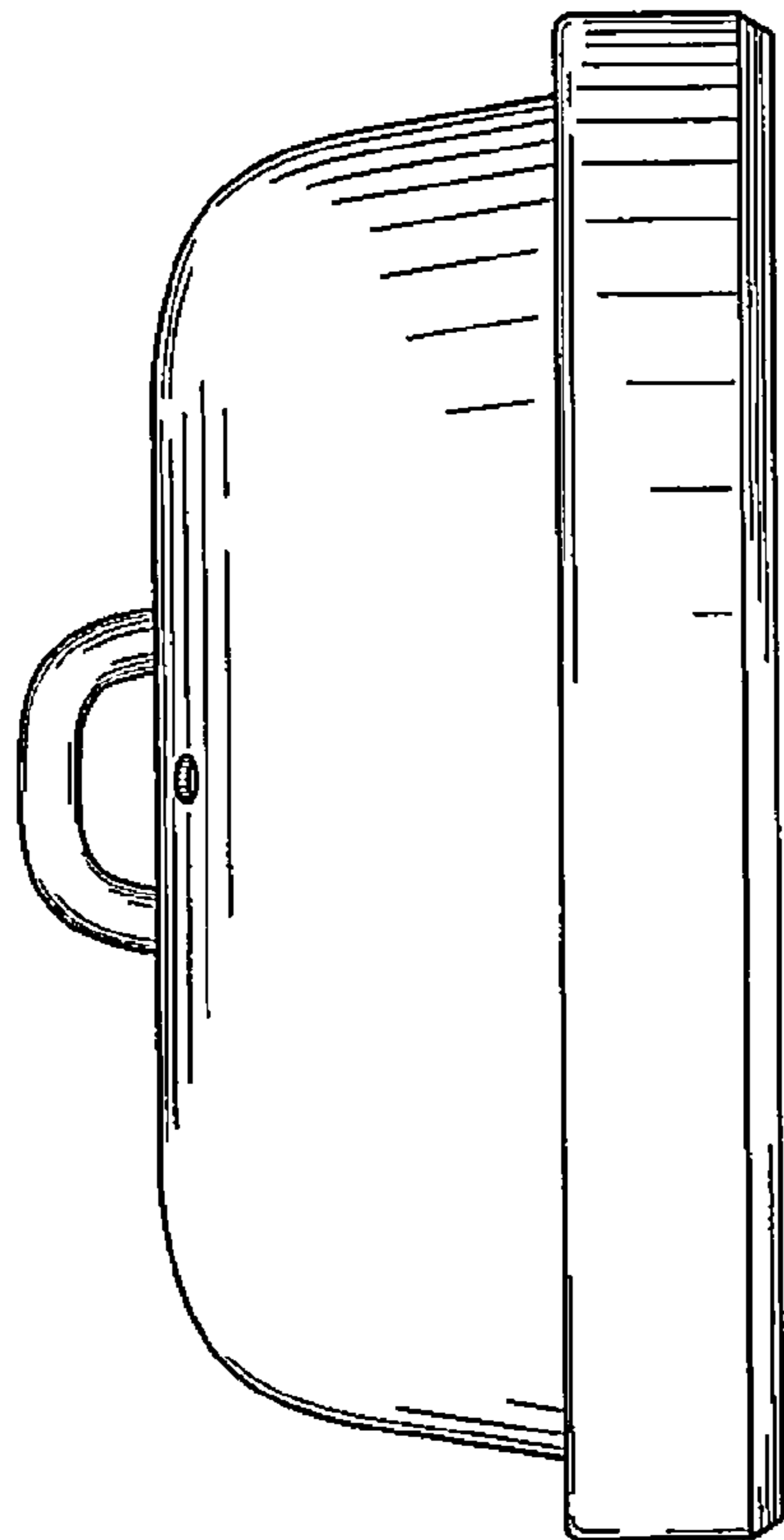


FIGURE 4