



US00D725929S

(12) **United States Design Patent**
Liu

(10) **Patent No.:** **US D725,929 S**

(45) **Date of Patent:** **** Apr. 7, 2015**

(54) **COUCH**

(71) Applicant: **Wenlong Liu**, Dongguan (CN)

(72) Inventor: **Wenlong Liu**, Dongguan (CN)

(**) Term: **14 Years**

(21) Appl. No.: **29/494,531**

(22) Filed: **Jun. 20, 2014**

(51) **LOC (10) Cl.** **06-01**

(52) **U.S. Cl.**
USPC **D6/381**

(58) **Field of Classification Search**
USPC D6/334–338, 349, 355, 361, 368–370,
D6/376, 379–381, 716, 716.1, 716.2, 340,
D6/354, 377; 297/16.1, 42, 94, 135, 175,
297/232, 233, 350, 351, 445.1, 448.1,
297/448.2, 451.9; 5/12.1, 12.2

See application file for complete search history.

(56) **References Cited**

U.S. PATENT DOCUMENTS

D428,725 S *	8/2000	Lee	D6/381
D444,310 S *	7/2001	Lee	D6/381
D447,883 S *	9/2001	Meier et al.	D6/381
D459,607 S *	7/2002	Gibson	D6/381
D472,077 S *	3/2003	Meier et al.	D6/491
D484,338 S *	12/2003	Lenger	D6/500
D489,917 S *	5/2004	Adair et al.	D6/381

D490,623 S *	6/2004	Smith et al.	D6/381
D493,038 S *	7/2004	Adair et al.	D6/381
D497,502 S *	10/2004	Lenger	D6/500
D498,096 S *	11/2004	Lenger	D6/500
D501,614 S *	2/2005	Smith et al.	D6/381
D509,374 S *	9/2005	Adair et al.	D6/381
D528,321 S *	9/2006	Adair et al.	D6/381
D536,900 S *	2/2007	Adair et al.	D6/381
D564,775 S *	3/2008	Adair et al.	D6/381
D564,776 S *	3/2008	Adair et al.	D6/381
D565,860 S *	4/2008	Lamb et al.	D6/381
D566,415 S *	4/2008	Adair et al.	D6/381
D567,532 S *	4/2008	Lamb et al.	D6/381
D569,125 S *	5/2008	Lamb et al.	D6/381
D575,074 S *	8/2008	Schmitt	D6/381
D587,479 S *	3/2009	Thompson	D6/381
D715,070 S *	10/2014	Lim	D6/381
D717,559 S *	11/2014	Lim	D6/381

* cited by examiner

Primary Examiner — Sandra Snapp

(74) *Attorney, Agent, or Firm* — Peng Li


(57) **CLAIM**

The ornamental design for a couch, as shown and described.

DESCRIPTION

FIG. 1 is a left side view of a couch showing my new design, the right side (not shown) being a mirror image thereof; FIG. 2 is a front view thereof; FIG. 3 is a rear view thereof; and, FIG. 4 is a perspective view thereof.

1 Claim, 1 Drawing Sheet






figure 1

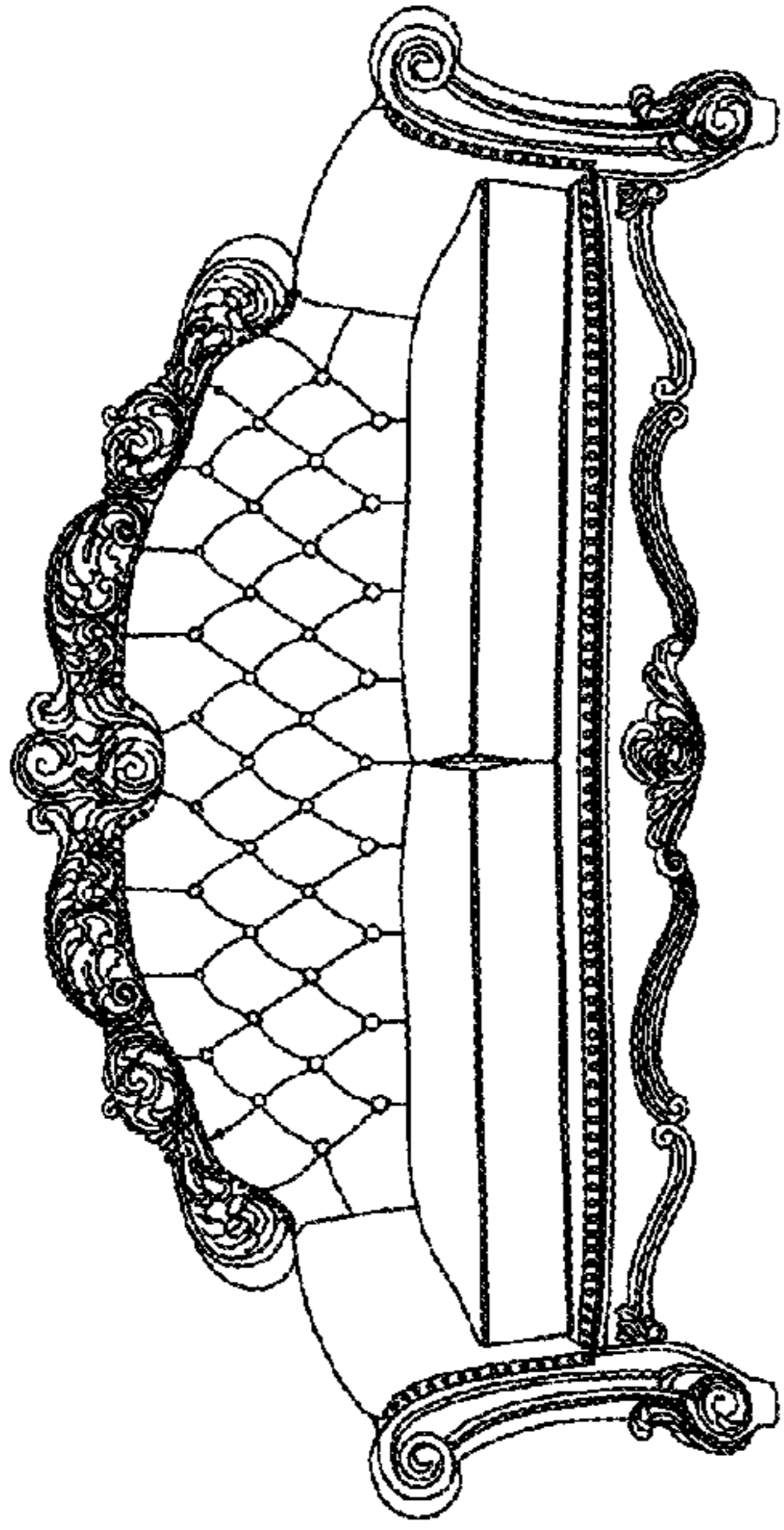


figure 2




figure 4

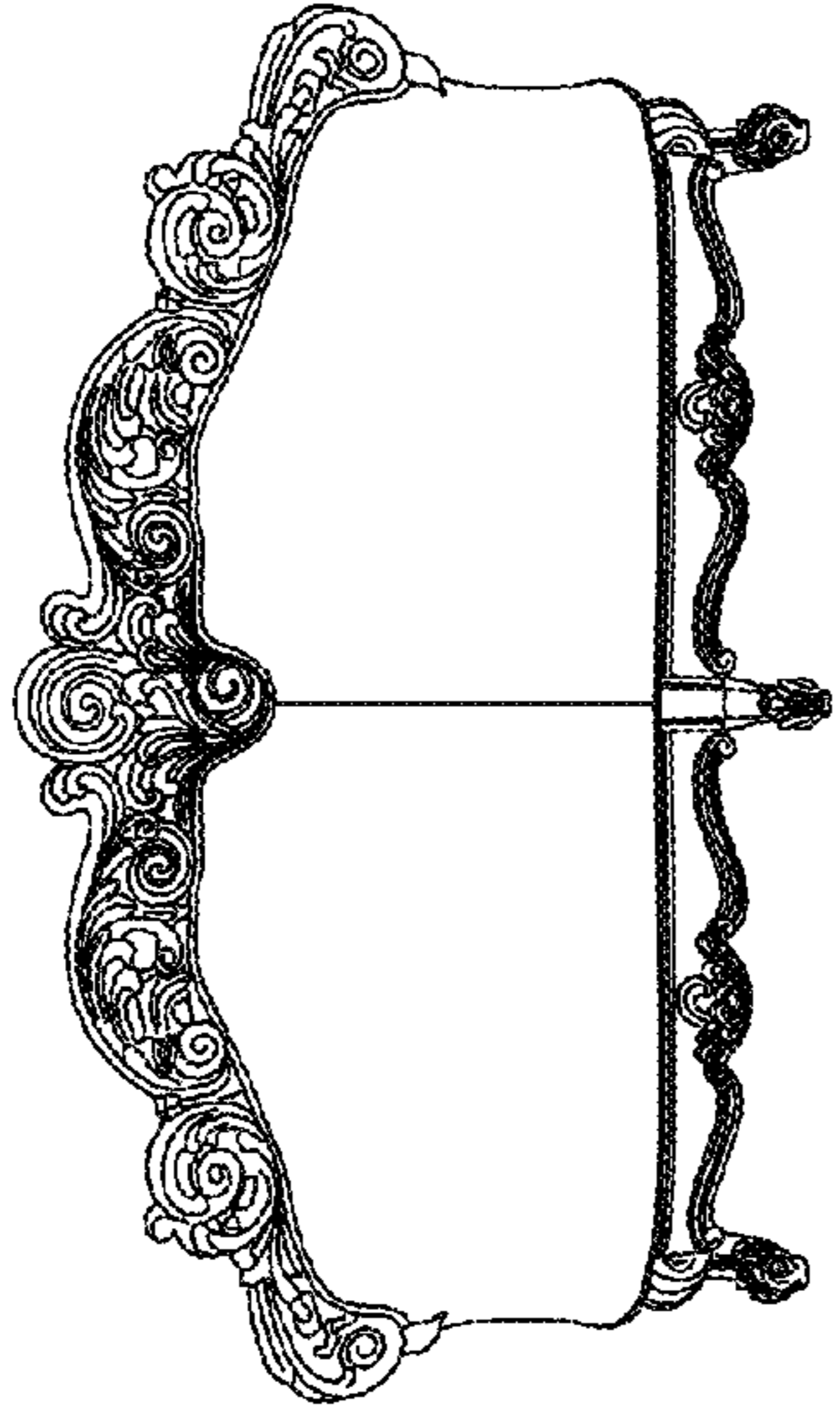


figure 3