



US00D725914S

(12) **United States Design Patent**
Simard

(10) **Patent No.:** **US D725,914 S**
(45) **Date of Patent:** **** Apr. 7, 2015**

(54) **ERGONOMIC APPLICATOR**
(71) Applicant: **Avon Products, Inc.**, Suffern, NY (US)
(72) Inventor: **Marisol Simard**, Upper Nyack, NY (US)
(**) Term: **14 Years**
(21) Appl. No.: **29/435,337**
(22) Filed: **Oct. 23, 2012**
(51) **LOC (10) Cl.** **04-02**
(52) **U.S. Cl.**
USPC **D4/138**
(58) **Field of Classification Search**
CPC A46B 5/02; A46B 5/021; A46B 5/025;
A46B 5/026; A46B 9/021; A46B 2200/1046;
A46B 2200/1053; A46B 2200/106; B25G
1/00; B25G 1/10; B25G 1/102
USPC D4/121, 128, 132, 133, 135, 136, 138;
D28/7, 20, 28, 29, 46, 48; 132/216,
132/218, 313, 317, 320; 401/126, 129;
15/143.1, 144.1, 144.2, 186-188,
15/207.2; 16/430
See application file for complete search history.

5,765,573 A 6/1998 Gueret
5,881,743 A 3/1999 Nadel
6,012,465 A 1/2000 Gueret
6,026,824 A 2/2000 Gueret
6,062,757 A 5/2000 Gueret
6,076,531 A * 6/2000 Gueret 132/218
6,082,999 A 7/2000 Tcherny
6,200,051 B1 3/2001 Gueret
7,219,801 B2 5/2007 Christian
7,226,555 B2 6/2007 Weihrauch
7,487,784 B2 2/2009 Gueret
D589,210 S 3/2009 Wonderley et al.
D608,943 S * 1/2010 Limongi D28/7
D629,650 S 12/2010 Funka, Jr. et al.
8,434,187 B2 5/2013 Weinberger et al.
2005/0236008 A9 10/2005 Gueret
2008/0023020 A1 1/2008 Gueret
2009/0162129 A1 6/2009 Ferrari

(Continued)

FOREIGN PATENT DOCUMENTS

TW D116807 S 5/2007
TW D146938 S 5/2012
WO 2012066102 A1 5/2012

Primary Examiner — Robin V Webster
Assistant Examiner — Lavone D Tabor
(74) *Attorney, Agent, or Firm* — David M. Joyal; Joan M. McGillicuddy

(56) **References Cited**
U.S. PATENT DOCUMENTS

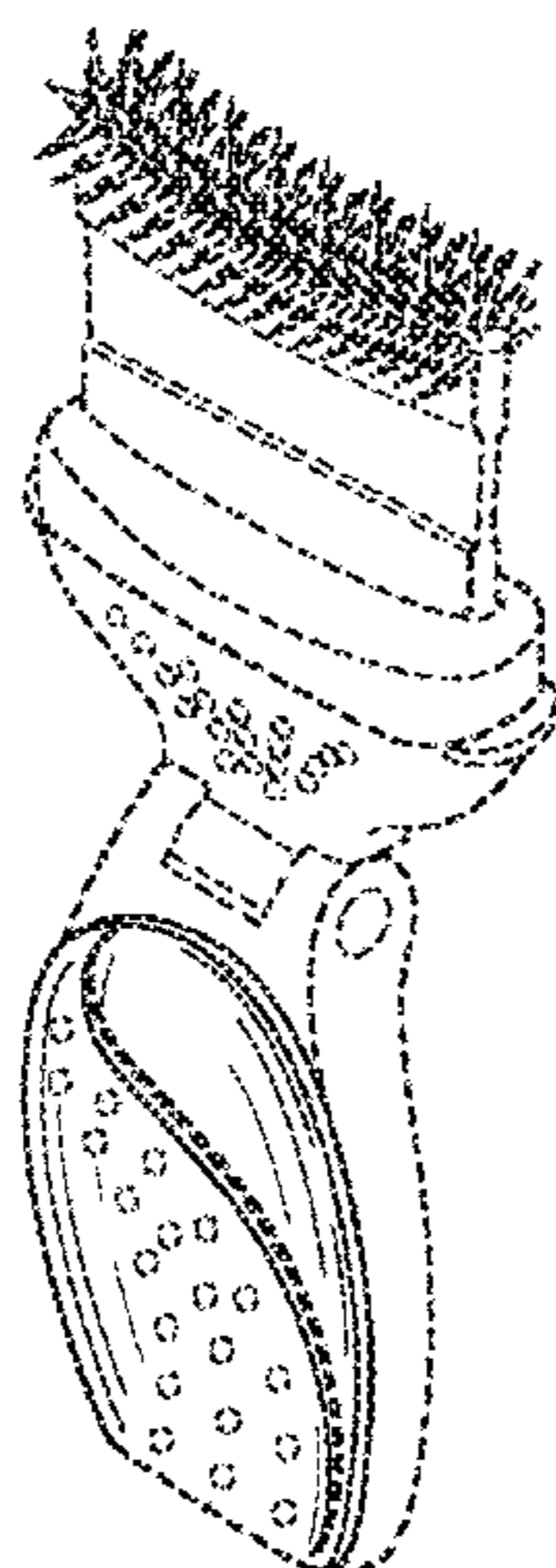
2,007,245 A 7/1935 Gimonet
2,569,246 A 9/1951 Marcellus
3,516,423 A 6/1970 Seidler
3,866,257 A 2/1975 Cansdale, Sr.
3,998,235 A 12/1976 Kingsford
4,165,755 A 8/1979 Cassai
4,404,977 A 9/1983 Vasas
5,086,793 A 2/1992 Kingsford
5,188,131 A 2/1993 Toll
5,307,826 A 5/1994 Iosilevich
5,309,929 A 5/1994 Toll
D352,130 S * 11/1994 Zierhut D28/7
5,743,279 A 4/1998 Gueret

(57) **CLAIM**
The ornamental design for an ergonomic applicator, as shown and described.

DESCRIPTION

FIG. 1 is a front perspective view of an ergonomic applicator according to the invention;
FIG. 2 is a rear perspective view thereof;
FIG. 3 is a front view thereof; and,
FIG. 4 is a rear view thereof.
The portions of the ergonomic applicator illustrated in broken lines form no part of the claimed design.

1 Claim, 2 Drawing Sheets



(56)

References Cited

U.S. PATENT DOCUMENTS

2009/0217531 A1 9/2009 Muraguchi
2009/0314305 A1 12/2009 Bachrach et al.

2011/0174328 A1 7/2011 Cerutti et al.
2012/0103361 A1 5/2012 Geuther
2012/0148332 A1 6/2012 Stredak et al.

* cited by examiner

FIG. 2




FIG. 1

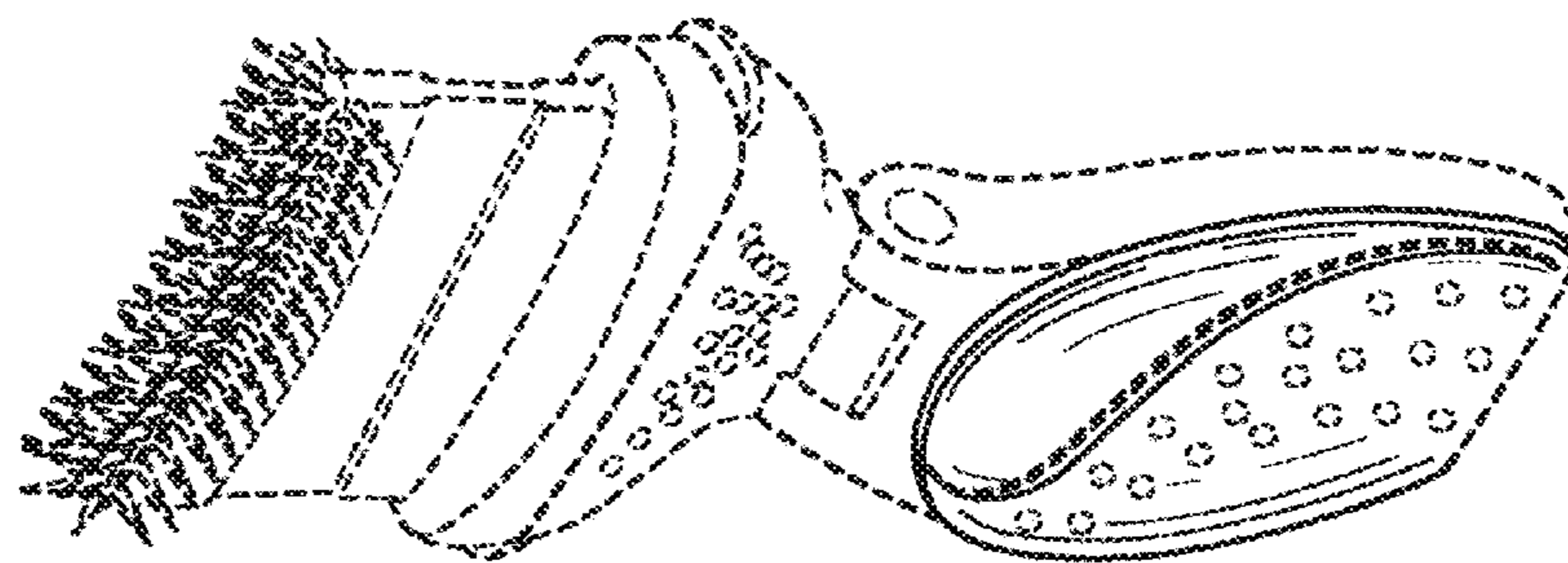


FIG. 4

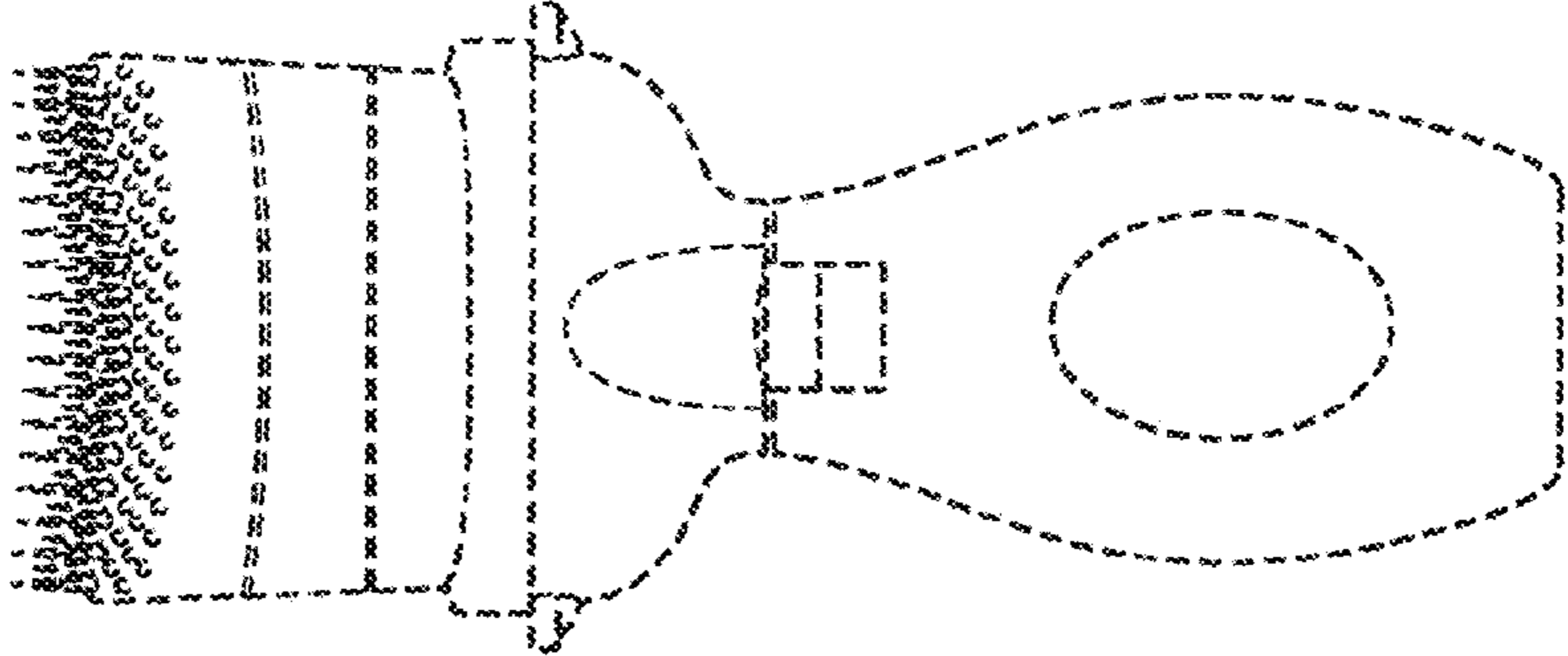


FIG. 3

