



US00D725894S

(12) **United States Design Patent**
Bosomworth

(10) **Patent No.:** **US D725,894 S**

(45) **Date of Patent:** **** Apr. 7, 2015**

(54) **UPPER OF A FOOTWEAR ARTICLE**

(71) Applicant: **Salomon S.A.S.**, Metz-Tessy (FR)

(72) Inventor: **Warren Bosomworth**, Annecy-le-Vieux (FR)

(73) Assignee: **Salomon S.A.S.**, Annecy (FR)

(**) Term: **14 Years**

(21) Appl. No.: **29/456,892**

(22) Filed: **Jun. 5, 2013**

(51) **LOC (10) Cl.** **02-99**

(52) **U.S. Cl.**
USPC **D2/972**

(58) **Field of Classification Search**
USPC D2/902, 906–908, 944, 969, 972–974;
36/45, 50.1, 77 M, 77 R, 83, 88, 113,
36/114, 126–131

See application file for complete search history.

(56) **References Cited**

U.S. PATENT DOCUMENTS

D432,782 S * 10/2000 Tong D2/972
D447,860 S * 9/2001 Matis et al. D2/969

D515,301 S * 2/2006 Gillespie D2/972
D612,145 S * 3/2010 Bosomworth D2/972
D614,385 S * 4/2010 Roulo D2/972
D622,052 S * 8/2010 Grenet D2/972
D690,491 S * 10/2013 Bosomworth D2/972
D717,531 S * 11/2014 Bosomworth D2/972
D718,030 S * 11/2014 Fuhrer et al. D2/972

* cited by examiner

Primary Examiner — Dominic Simone

(74) *Attorney, Agent, or Firm* — Terence P. O'Brien

(57) **CLAIM**


I claim the ornamental design for an upper of a footwear article, as shown and described.

DESCRIPTION

FIG. 1 is a side perspective view of an upper of a footwear article;
FIG. 2 is a side view of the upper of a footwear article of FIG. 1; and,
FIG. 3 is a top view of the upper of a footwear article of FIG. 1.

The ornamental design that is claimed is shown in solid lines in the drawings. The broken (dashed) lines shown in the figures are included for the purpose of illustrating environmental elements only and form no part of the claimed design.

1 Claim, 1 Drawing Sheet






FIG. 1



FIG. 2

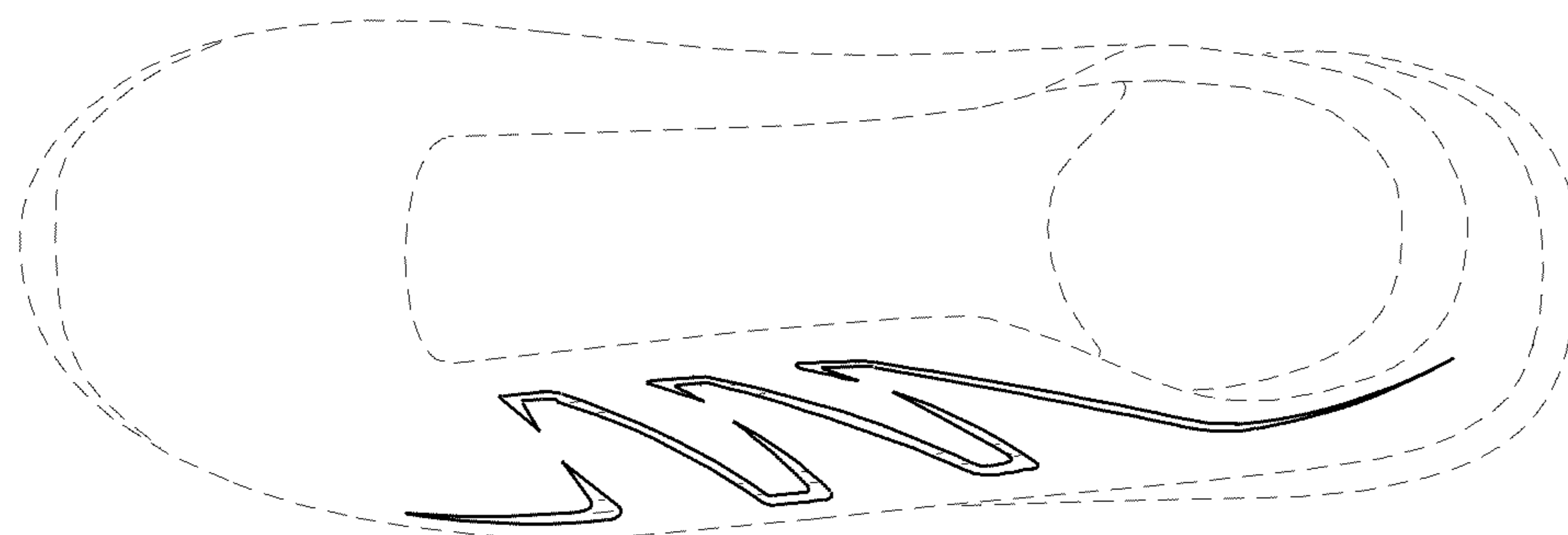


FIG. 3