

US00D725893S

(12) **United States Design Patent**
Grenet

(10) **Patent No.:** **US D725,893 S**

(45) **Date of Patent:** **** Apr. 7, 2015**

(54) **UPPER OF A FOOTWEAR ARTICLE**

D576,400 S *	9/2008	Grenet et al.	D2/972
D658,862 S *	5/2012	Stryjak et al.	D2/972
D659,986 S *	5/2012	Maejima	D2/972
D679,081 S *	4/2013	Bosomworth	D2/972

(71) Applicant: **Salomon S.A.S.**, Metz-Tessy (FR)

(72) Inventor: **Benjamin Grenet**, Moye (FR)

* cited by examiner

(73) Assignee: **Salomon S.A.S.**, Annecy (FR)

Primary Examiner — Dominic Simone

(**) Term: **14 Years**

(74) *Attorney, Agent, or Firm* — Terence P. O'Brien

(21) Appl. No.: **29/456,831**

(57) **CLAIM**

I claim the ornamental design for an upper of a footwear article, as shown and described.

(22) Filed: **Jun. 4, 2013**

(51) **LOC (10) Cl.** **02-99**

(52) **U.S. Cl.**

USPC **D2/972**

(58) **Field of Classification Search**

USPC D2/902, 906–908, 944, 969, 970,
D2/972–974; 36/45, 50.1, 77 M, 77 R, 83,
36/88, 113, 114, 126–131

See application file for complete search history.

DESCRIPTION

FIG. 1 is a side perspective view of an upper of a footwear article;

FIG. 2 is a side view of the upper of a footwear article of FIG. 1; and,

FIG. 3 is a top view of the upper of a footwear article of FIG. 1.


The ornamental design that is claimed is shown in solid lines in the drawings. The broken (dashed) lines shown in the figures are included for the purpose of illustrating environmental elements only and form no part of the claimed design.

(56) **References Cited**

U.S. PATENT DOCUMENTS

D317,825 S *	7/1991	Rogers	D2/970
D398,760 S *	9/1998	Rask	D2/972

1 Claim, 1 Drawing Sheet






FIG. 1




FIG. 2

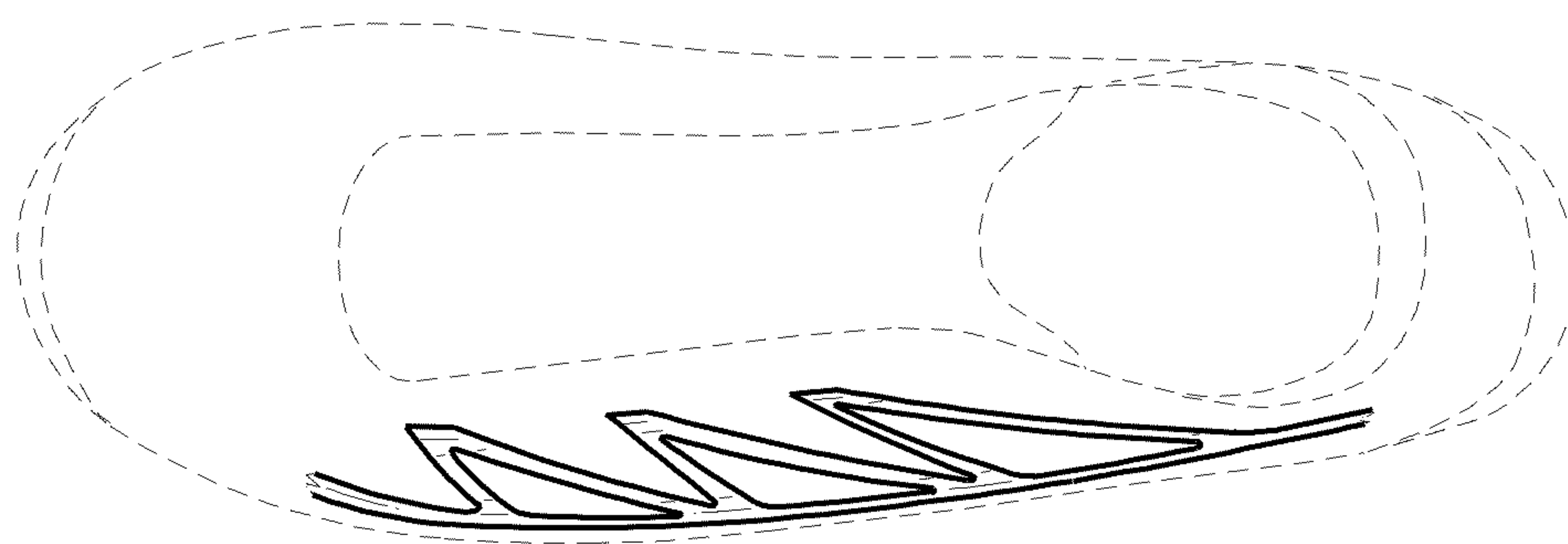


FIG. 3