

US00D725883S

(12) **United States Design Patent**
Lucas

(10) **Patent No.:** **US D725,883 S**

(45) **Date of Patent:** **** *Apr. 7, 2015**

(54) **PORTION OF A SHOE UPPER**

(71) Applicant: **OluKai, LLC**, Portland, OR (US)

(72) Inventor: **Julie Lucas**, Portland, OR (US)

(73) Assignee: **OluKai, LLC**, Portland, OR (US)

(*) Notice: This patent is subject to a terminal disclaimer.

(**) Term: **14 Years**

(21) Appl. No.: **29/440,215**

(22) Filed: **Dec. 19, 2012**

(51) **LOC (10) Cl.** **02-99**

(52) **U.S. Cl.**
USPC **D2/971; D2/972**

(58) **Field of Classification Search**
USPC D2/896, 923, 925-942, 946, 969,
D2/971-974; 36/1, 7.5-7.8, 83, 8.1-8.3,
36/45-58, 104, 108

See application file for complete search history.

(56) **References Cited**

U.S. PATENT DOCUMENTS

D101,463 S *	10/1936	Joyce	D2/927
D104,917 S *	6/1937	Fishman	D2/939
D135,866 S *	6/1943	Sandler	D2/923
D149,685 S *	5/1948	Sandler	D2/935
D150,729 S *	8/1948	Sandler	D2/923
D152,568 S *	2/1949	Sandler	D2/927
D152,570 S *	2/1949	Sandler	D2/923

D152,572 S *	2/1949	Sandler	D2/931
D164,517 S *	9/1951	Sandler	D2/972
D164,519 S *	9/1951	Sandler	D2/923
D166,825 S *	5/1952	Sandler	D2/927
D176,339 S *	12/1955	Joyce	D2/923
D273,627 S *	5/1984	Huberman et al.	D2/941
D273,628 S *	5/1984	Huberman et al.	D2/907
D514,295 S *	2/2006	Belley et al.	D2/969
D581,644 S *	12/2008	Roy	D2/969

* cited by examiner

Primary Examiner — Dominic Simone

(74) *Attorney, Agent, or Firm* — Lane Powell PC

(57) **CLAIM**

The ornamental design for a portion of a shoe upper, as shown and described.

DESCRIPTION

FIG. 1 is a rear perspective view of a shoe upper showing our new design;

FIG. 2 is a lateral side view thereof;

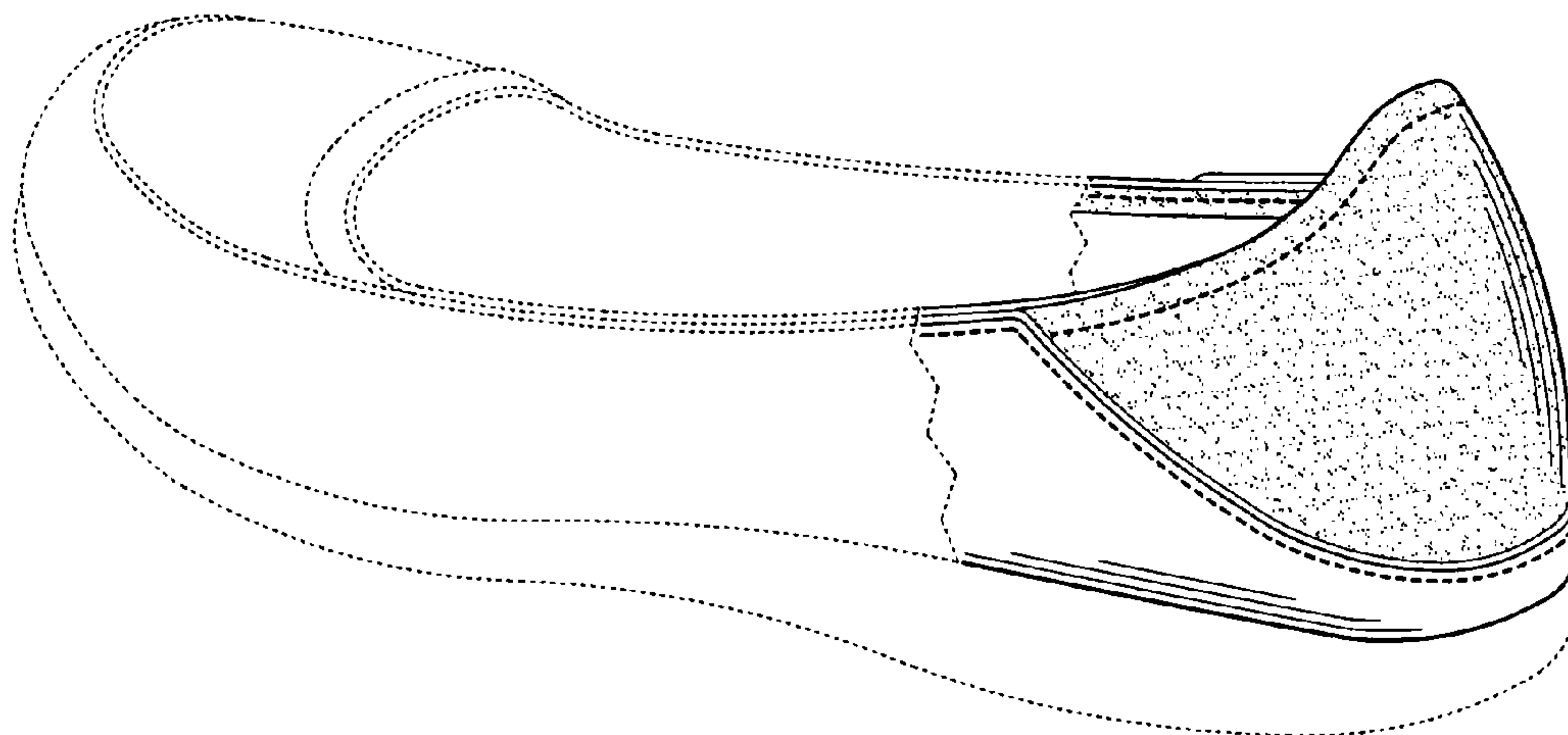
FIG. 3 is a rear view thereof;

FIG. 4 is a medial side view thereof; and,

FIG. 5 is a top view thereof.

The even broken lines showing within the shaded area represent stitching. The dotted lines immediately adjacent to the shaded region form unclaimed boundaries of the design. The remainder of the shoe is for environmental purposes only and forms no part of the claimed design.

1 Claim, 2 Drawing Sheets



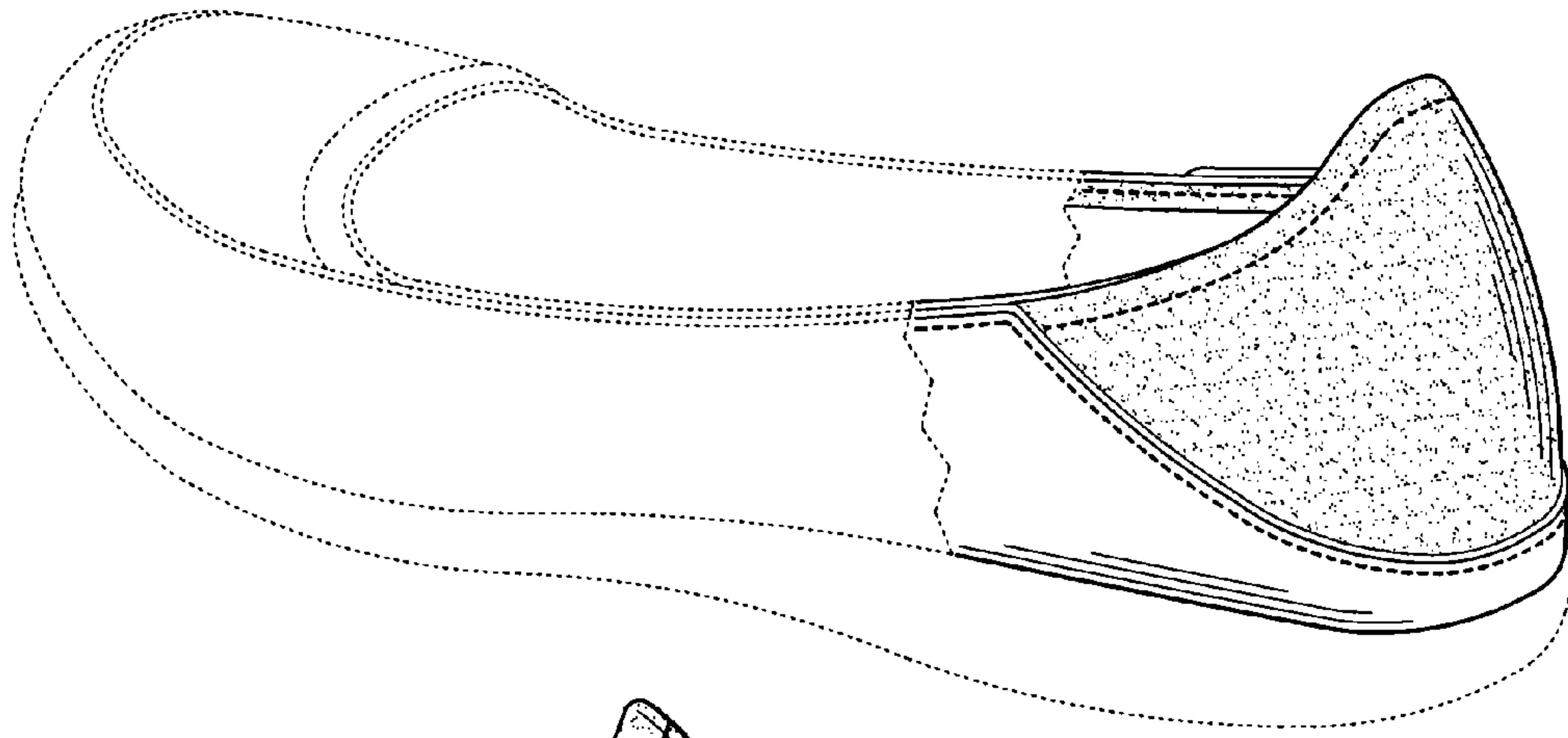


FIG. 1

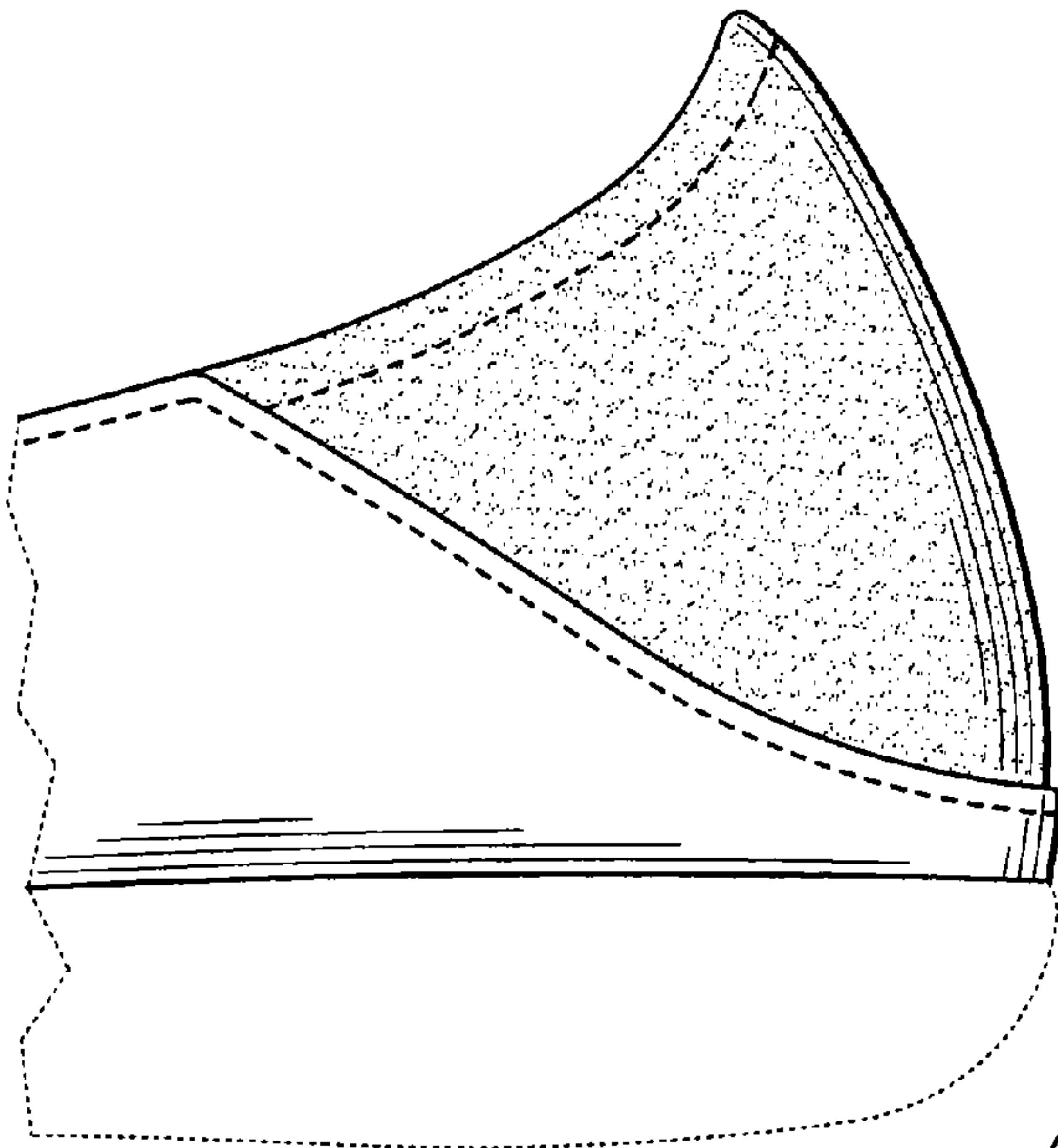


FIG. 2

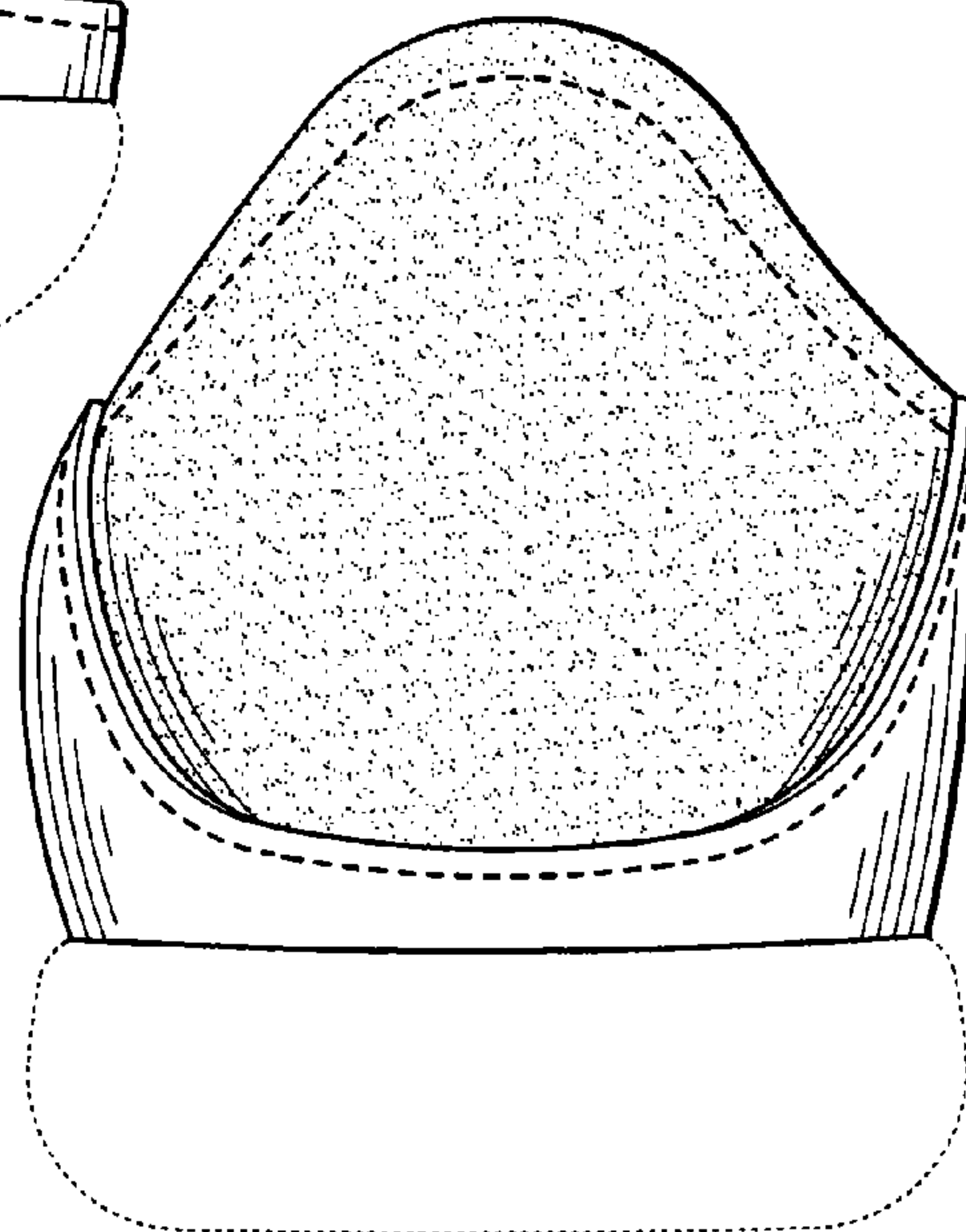


FIG. 3

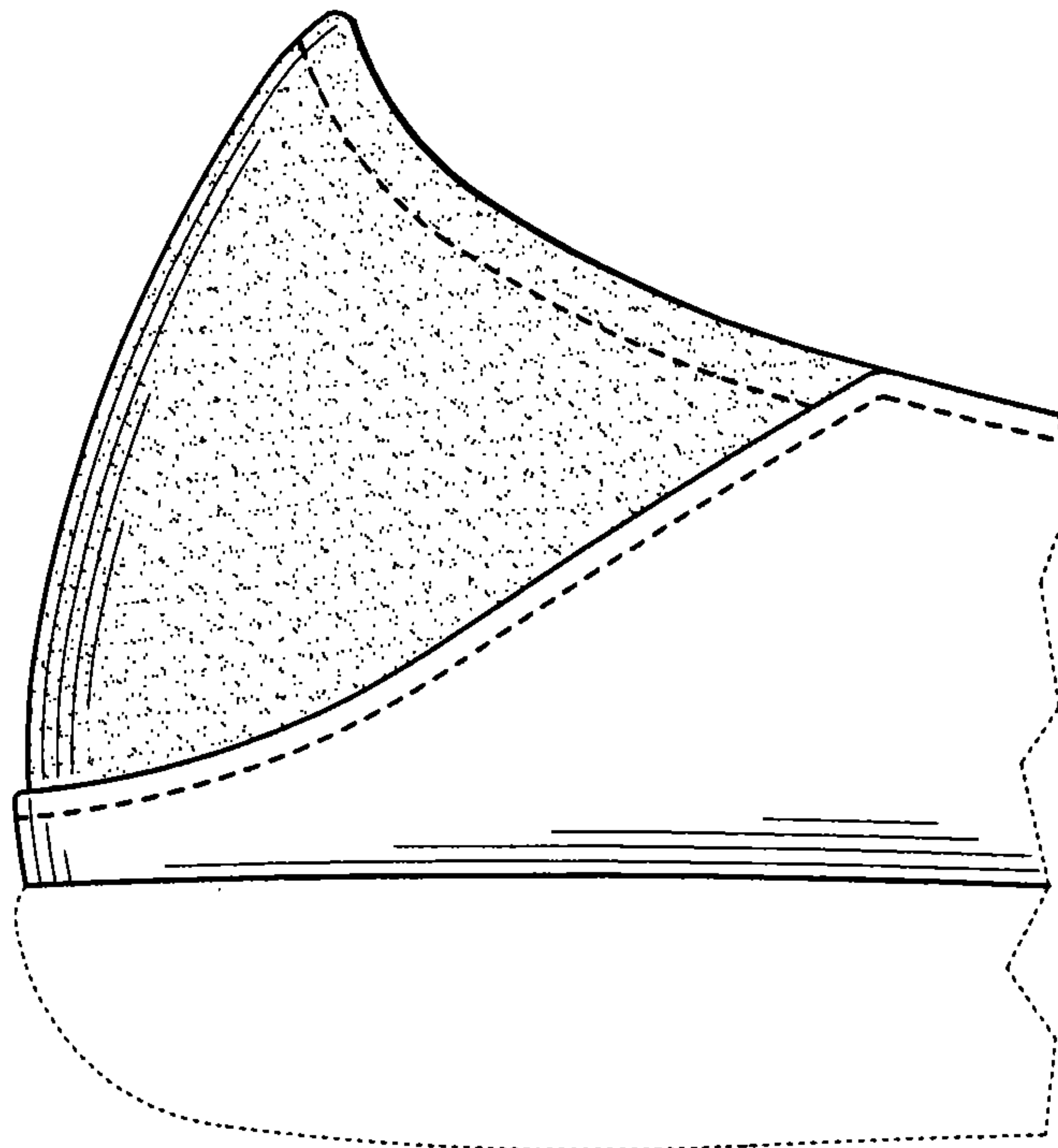


FIG. 4

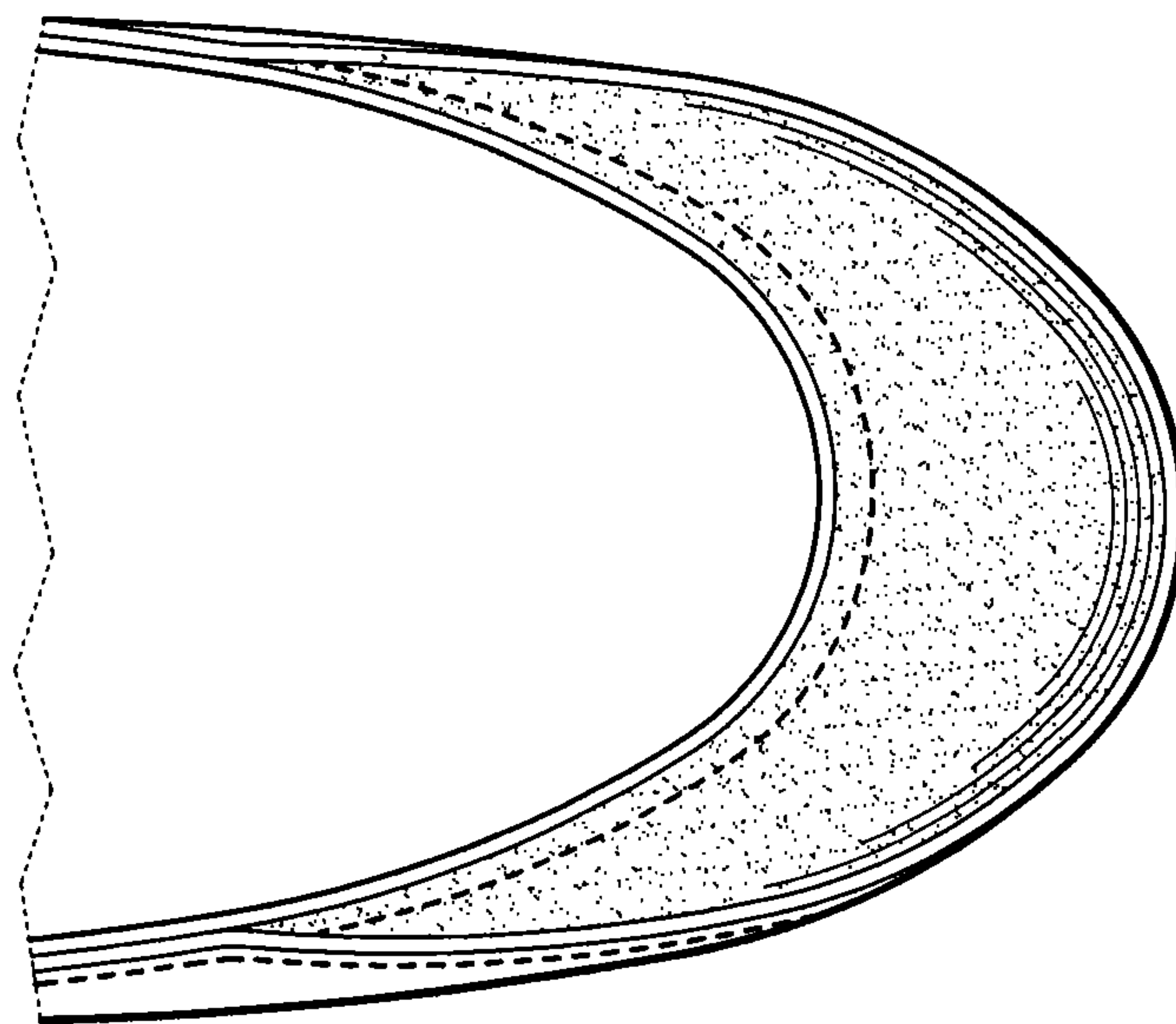


FIG. 5