

US00D725881S

(12) **United States Design Patent**  
**Weeks**

(10) **Patent No.:** **US D725,881 S**  
(45) **Date of Patent:** **\*\* Apr. 7, 2015**

(54) **SHOE OUTSOLE PERIPHERY AND BOTTOM**

(71) Applicant: **Skechers U.S.A., Inc. II**, Manhattan Beach, CA (US)

(72) Inventor: **John Maxwell Weeks**, Los Angeles, CA (US)

(73) Assignee: **Skechers U.S.A., Inc. II**, Manhattan Beach, CA (US)

(\*\*) Term: **14 Years**

(21) Appl. No.: **29/502,459**

(22) Filed: **Sep. 16, 2014**

(51) **LOC (10) Cl.** ..... **02-04**

(52) **U.S. Cl.**  
USPC ..... **D2/957**; D2/951; D2/960

(58) **Field of Classification Search**  
USPC ..... D2/902, 906, 908, 916, 918, 925,  
D2/946-962, 977; 36/3 B, 22 R, 24.5, 25 R,  
36/28, 32 R, 34 R, 59 C, 67 A, 103  
See application file for complete search history.

D520,220 S	5/2006	Morgan et al.	
D529,265 S	10/2006	Corbi Rico	
D540,014 S	4/2007	Turner et al.	
D560,335 S	1/2008	Turner et al.	
7,313,875 B2 *	1/2008	Morgan	36/59 C
D569,606 S	5/2008	Schoenborn et al.	
D570,081 S	6/2008	Longuet	
D572,440 S	7/2008	Polegato Moretti	
D573,778 S	7/2008	Hawker	
D583,132 S	12/2008	Polegato Moretti	
D592,383 S	5/2009	Wawrousek	
D626,728 S	11/2010	Tzenos et al.	
D644,418 S	9/2011	Yi	
D648,926 S	11/2011	Glazer	
D650,980 S	12/2011	Raysse	
D653,437 S *	2/2012	Mongelli	D2/957
D663,927 S	7/2012	Teng-Lee	
D671,301 S	11/2012	Dombrow	
D680,726 S	4/2013	Propet	

(Continued)

*Primary Examiner* — T. Chase Nelson

(74) *Attorney, Agent, or Firm* — Marshall A. Lerner; Marvin H. Kleinberg; Kleinberg & Lerner, LLP

(57) **CLAIM**

The ornamental design for a shoe outsole periphery and bottom, as shown and described.

(56) **References Cited**


U.S. PATENT DOCUMENTS

D236,563 S *	9/1975	Wunsch	D2/959
D337,871 S	8/1993	Teague	
D367,161 S	2/1996	Shea	
D367,162 S	2/1996	Shea	
D388,314 S	12/1997	Tresser	
D393,538 S	4/1998	Marshall	
D395,740 S	7/1998	Cass	
D397,849 S *	9/1998	Mitsui et al.	D2/954
5,901,467 A *	5/1999	Peterson et al.	36/29
D429,062 S	8/2000	Santa	
D448,545 S	10/2001	Rohrbach et al.	
D470,997 S	3/2003	Bronga	
D475,509 S	6/2003	Avar	
D498,901 S	11/2004	Hawker et al.	

**DESCRIPTION**

FIG. 1 is a perspective view of a shoe outsole periphery and bottom in accordance with my new design;  
FIG. 2 is a bottom plan view thereof;  
FIG. 3 is a left side view thereof;  
FIG. 4 is a right side view thereof;  
FIG. 5 is a rear elevation view thereof;  
FIG. 6 is a front elevation view thereof; and,  
FIG. 7 is a top plan view thereof.  
Broken lines showing the remainder of the shoe in the figures are for illustrative purposes only and form no part of the claimed invention.

**1 Claim, 6 Drawing Sheets**



(56)

**References Cited**

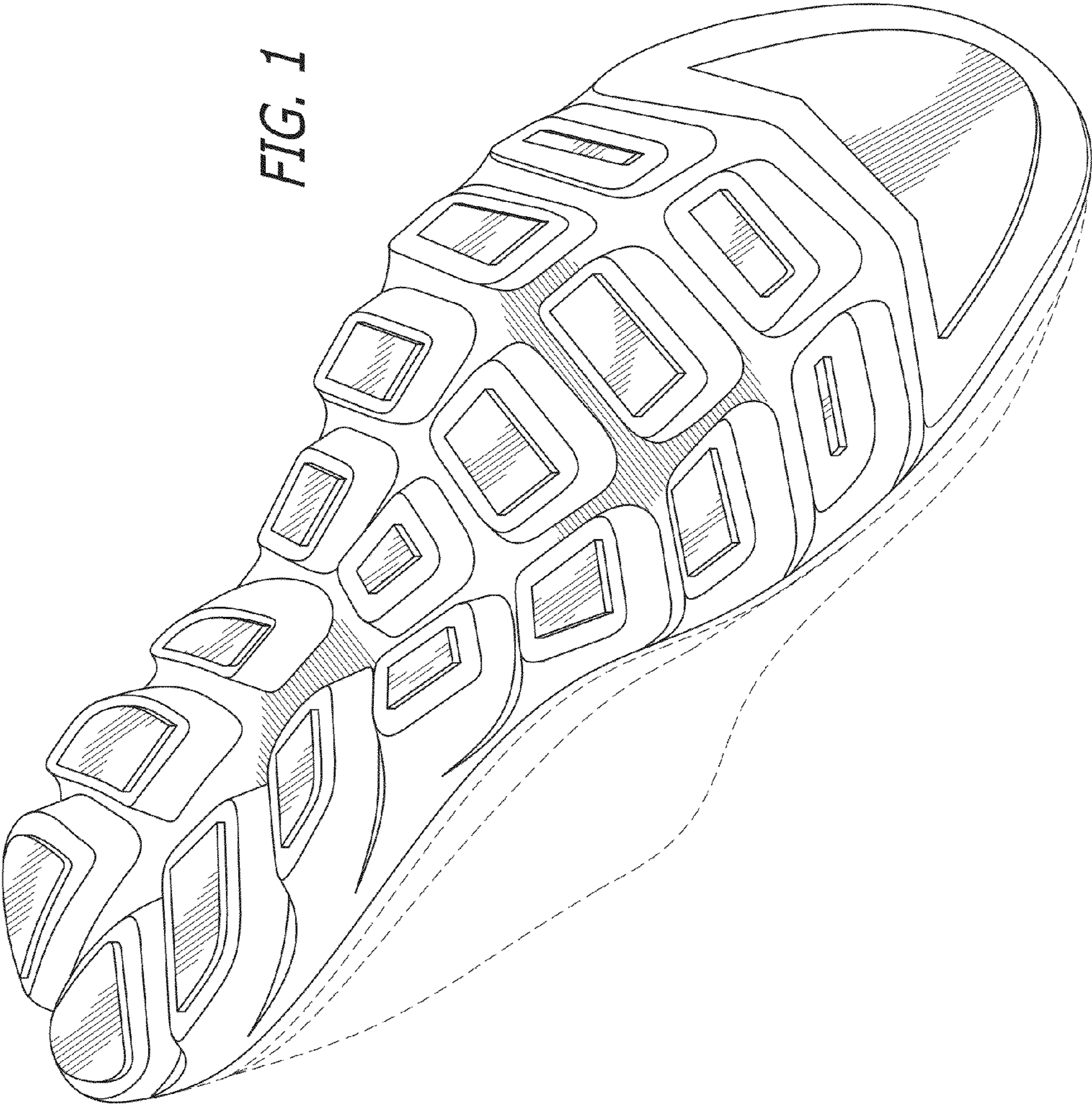
U.S. PATENT DOCUMENTS

D681,319 S 5/2013 Schwartz  
D682,522 S 5/2013 Raysse  
D690,918 S 10/2013 Dombrow  
D699,420 S \* 2/2014 Teteriatnikov ..... D2/947  
D707,023 S 6/2014 Della Valle et al.

8,752,307 B2 \* 6/2014 Cooper et al. .... 36/102  
D708,430 S \* 7/2014 Weeks ..... D2/956  
2007/0277401 A1 \* 12/2007 Young-Chul ..... 36/30 R  
2008/0244926 A1 \* 10/2008 Yu et al. .... 36/28  
2010/0192420 A1 \* 8/2010 Favraud ..... 36/3 B  
2010/0325917 A1 \* 12/2010 Cass et al. .... 36/88  
2011/0016749 A1 \* 1/2011 Callahan et al. .... 36/103  
2012/0222332 A1 \* 9/2012 Greene et al. .... 36/103

\* cited by examiner

FIG. 1



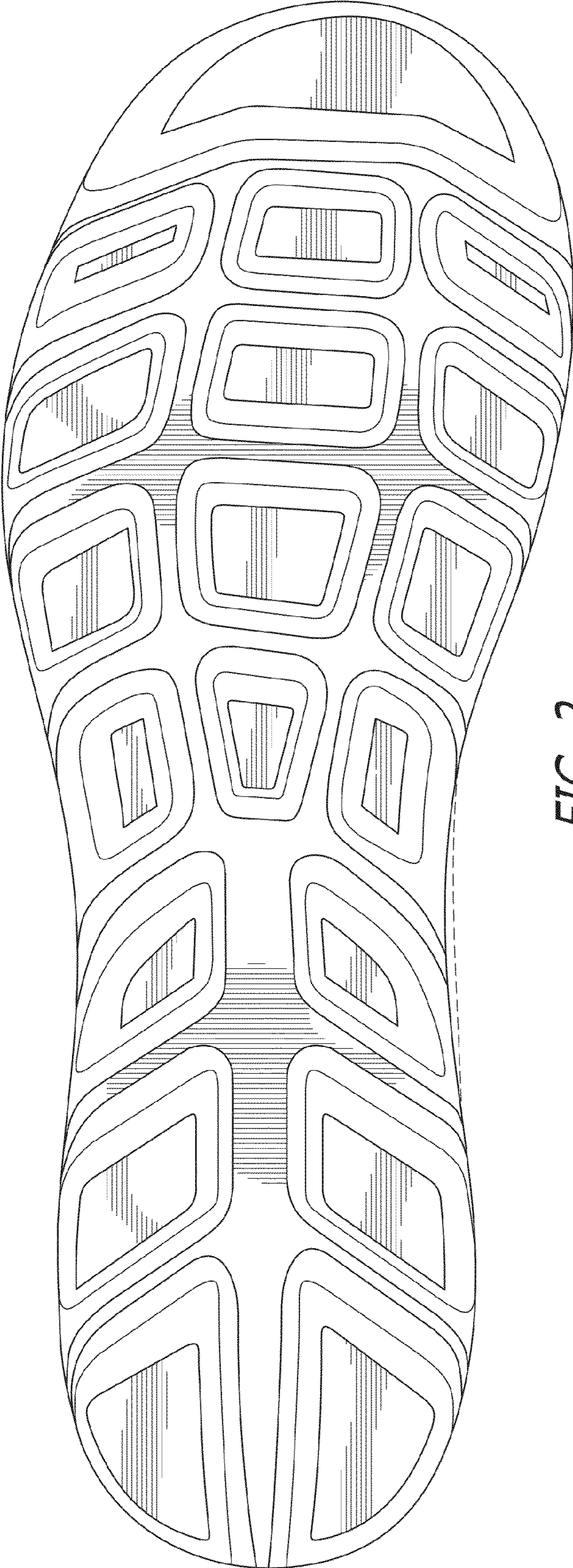
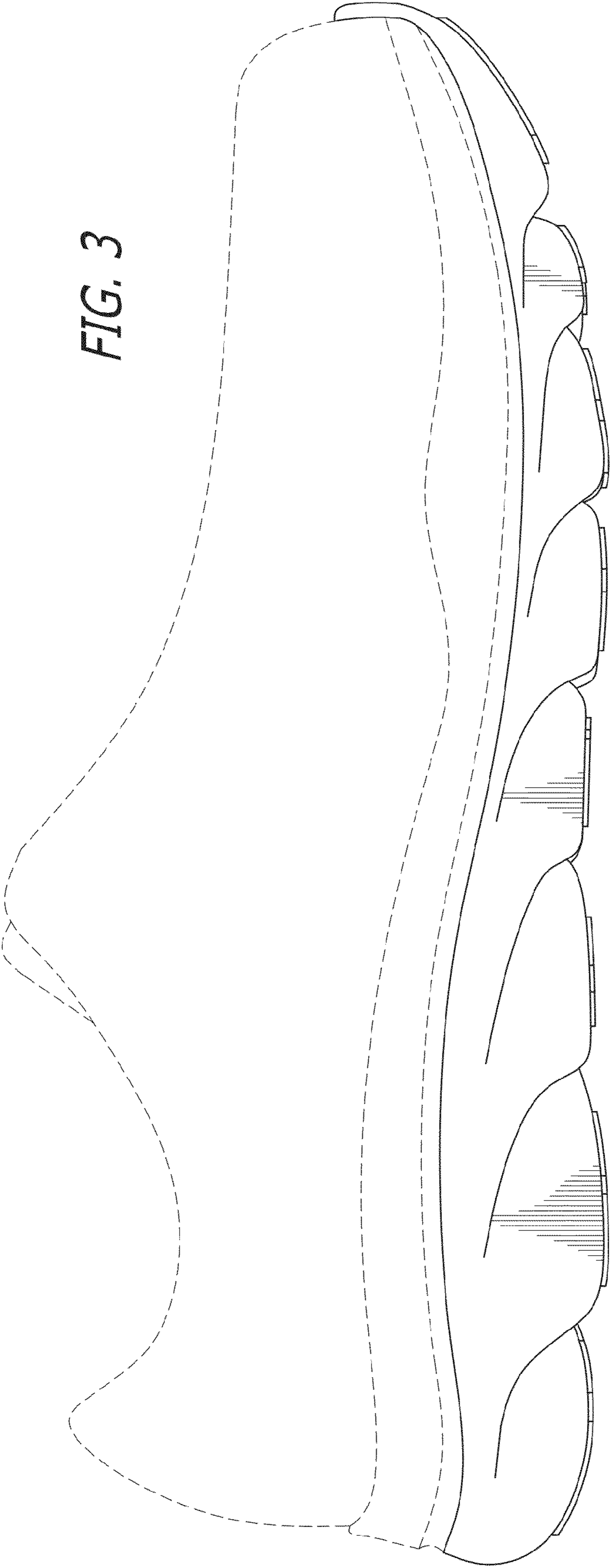


FIG. 2



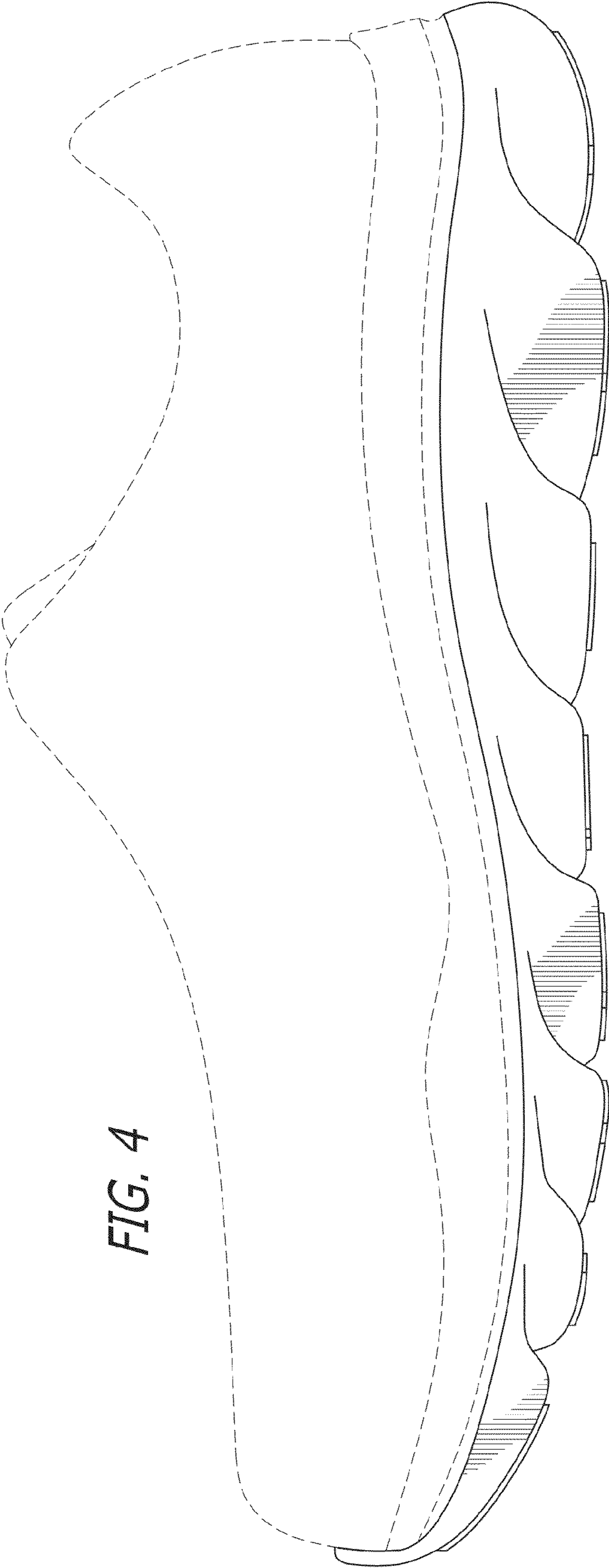


FIG. 4

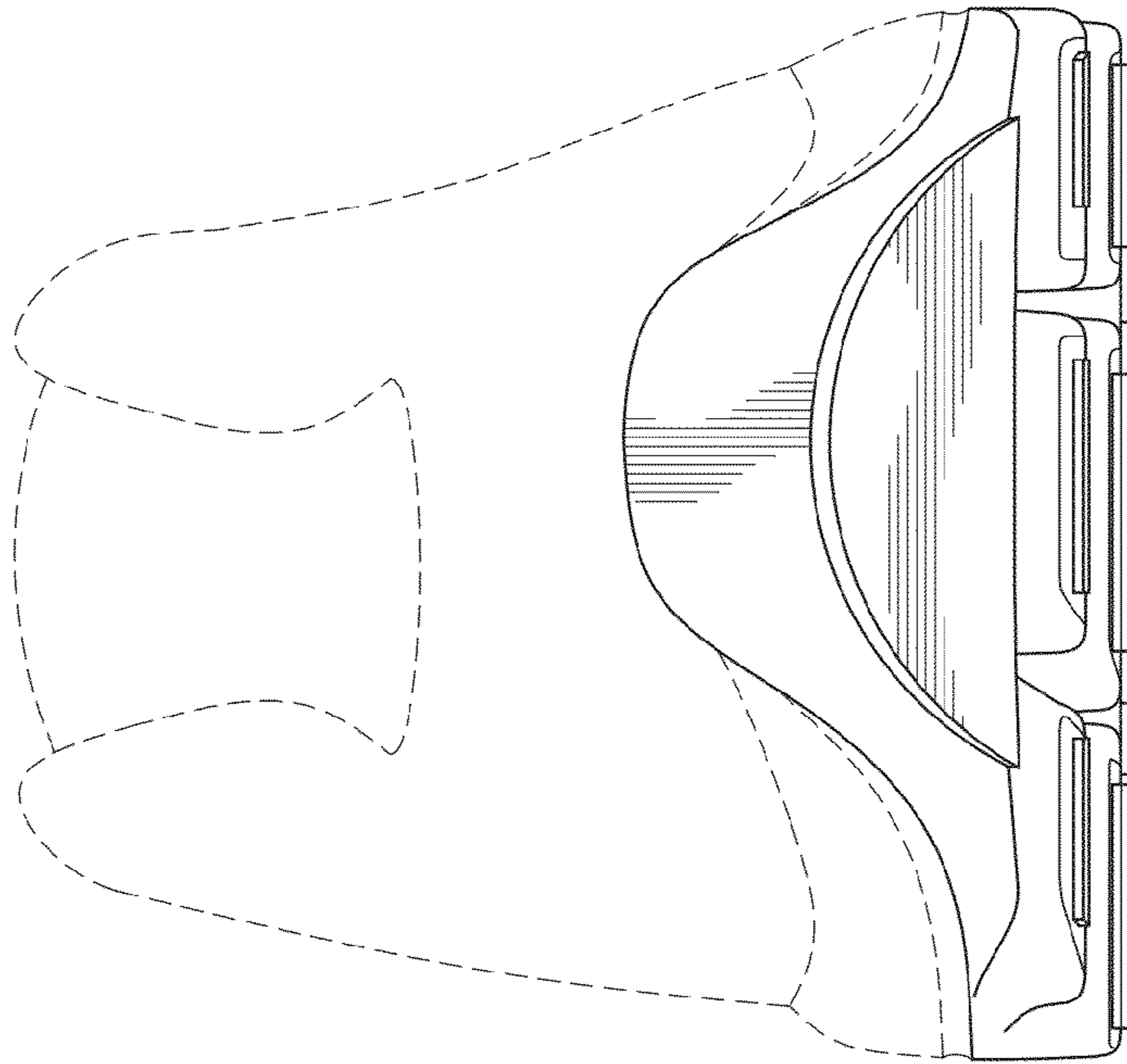


FIG. 6

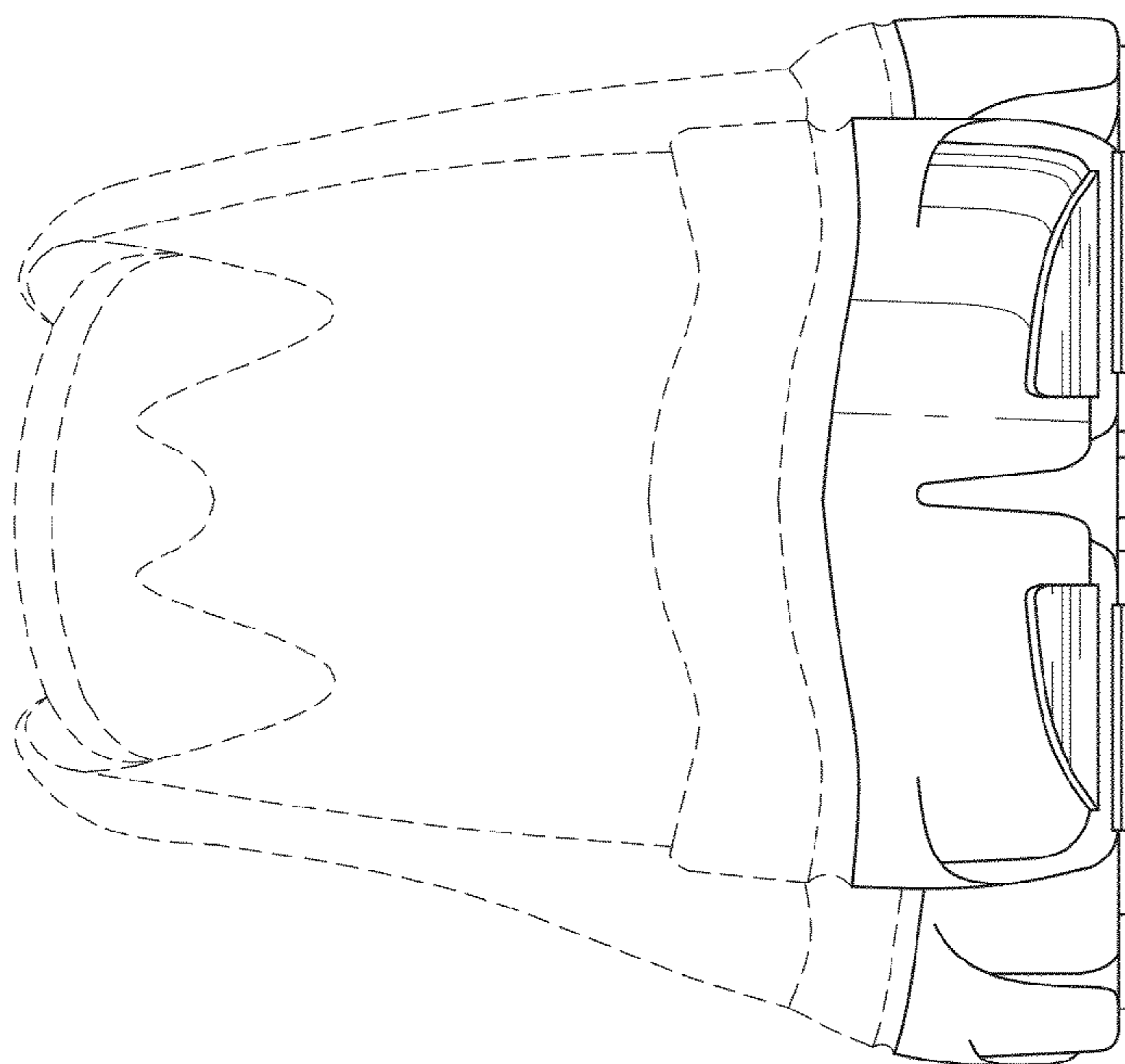


FIG. 5

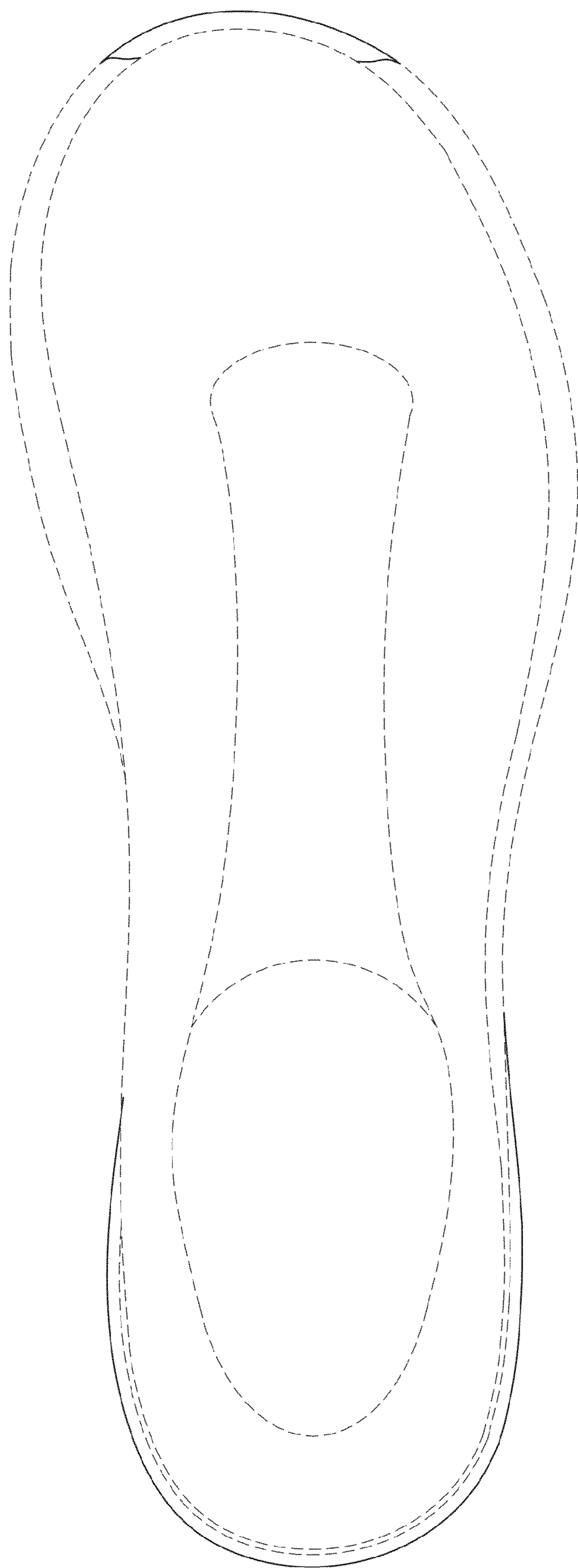


FIG. 7