



US00D725878S

(12) **United States Design Patent**
Teng-Lee

(10) **Patent No.:** **US D725,878 S**

(45) **Date of Patent:** **** Apr. 7, 2015**

- (54) **SHOE OUTSOLE PERIPHERY**
- (71) Applicant: **Skechers U.S.A., Inc. II**, Manhattan Beach, CA (US)
- (72) Inventor: **Albert Teng-Lee**, Culver City, CA (US)
- (73) Assignee: **Skechers U.S.A., Inc. II**, Manhattan Beach, CA (US)
- (**) Term: **14 Years**
- (21) Appl. No.: **29/498,940**
- (22) Filed: **Aug. 8, 2014**
- (51) **LOC (10) Cl.** **02-04**
- (52) **U.S. Cl.**
USPC **D2/947**
- (58) **Field of Classification Search**
USPC D2/902, 906, 908, 916, 918, 925,
D2/946-962, 977; 36/3 B, 22 R, 24.5, 25 R,
36/28, 32 R, 34 R, 59 C, 67 A, 103
See application file for complete search history.

D634,524 S	3/2011	Pauk et al.	
D636,567 S *	4/2011	Raysse	D2/946
D642,776 S *	8/2011	Raysse	D2/946
D643,189 S *	8/2011	Teteriatnikov	D2/946
D650,980 S	12/2011	Raysse	
D661,879 S	6/2012	Raysse	
D662,698 S *	7/2012	Pulli et al.	D2/947
D662,700 S	7/2012	Raysse	
D663,927 S	7/2012	Teng-Lee	
D666,795 S *	9/2012	Shaffer	D2/947
D671,718 S	12/2012	McVicker et al.	
D672,123 S *	12/2012	Williams, Jr.	D2/947
D680,308 S *	4/2013	Hardman	D2/947
D689,275 S	9/2013	Mahoney	
D690,088 S *	9/2013	Hardman	D2/947
D694,497 S *	12/2013	Taylor	D2/947
D694,498 S *	12/2013	Carboy	D2/947
D694,499 S	12/2013	Williams, Jr.	
D708,829 S	7/2014	Taylor	

(Continued)

Primary Examiner — T. Chase Nelson
(74) *Attorney, Agent, or Firm* — Marshall A. Lerner; Marvin H. Kleinberg; Kleinberg & Lerner, LLP

(57) **CLAIM**
The ornamental design for a shoe outsole periphery, as shown and described.

(56) **References Cited**


U.S. PATENT DOCUMENTS

D398,743 S *	9/1998	Rask	D2/947
D401,741 S *	12/1998	Clarke	D2/947
D404,896 S *	2/1999	Cooper	D2/947
D414,316 S *	9/1999	Lozano	D2/948
D415,607 S *	10/1999	Merceron	D2/952
D511,617 S *	11/2005	Matis	D2/977
D564,740 S	3/2008	Matis et al.	
D564,741 S *	3/2008	Covatch	D2/957
D572,462 S *	7/2008	Hatfield et al.	D2/977
D582,148 S	12/2008	McDowell	
D597,295 S	8/2009	Duffy	
D599,102 S	9/2009	Purdom et al.	
D623,386 S	9/2010	Nelson	
D624,291 S *	9/2010	Henderson	D2/946
D624,734 S	10/2010	Akhidime	

DESCRIPTION

FIG. 1 is a perspective view of a shoe outsole periphery in accordance with my new design.
FIG. 2 is a left side view thereof;
FIG. 3 is a right side view thereof;
FIG. 4 is a top plan view thereof;
FIG. 5 is a bottom plan view thereof;
FIG. 6 is a rear elevation view thereof; and,
FIG. 7 is a front elevation view thereof.
Broken lines showing the remainder of the shoe in the figures are for illustrative purposes only and form no part of the claimed invention.

1 Claim, 6 Drawing Sheets



US D725,878 S

Page 2

(56)

References Cited

U.S. PATENT DOCUMENTS

D710,579 S *	8/2014	Williams, Jr.	D2/947	2005/0016021 A1*	1/2005	Marvin et al.	36/29
D714,035 S *	9/2014	O'Connor	D2/947	2007/0277401 A1*	12/2007	Young-Chul	36/30 R
D717,034 S *	11/2014	Bramani	D2/959	2014/0259789 A1*	9/2014	Dojan et al.	36/103

* cited by examiner

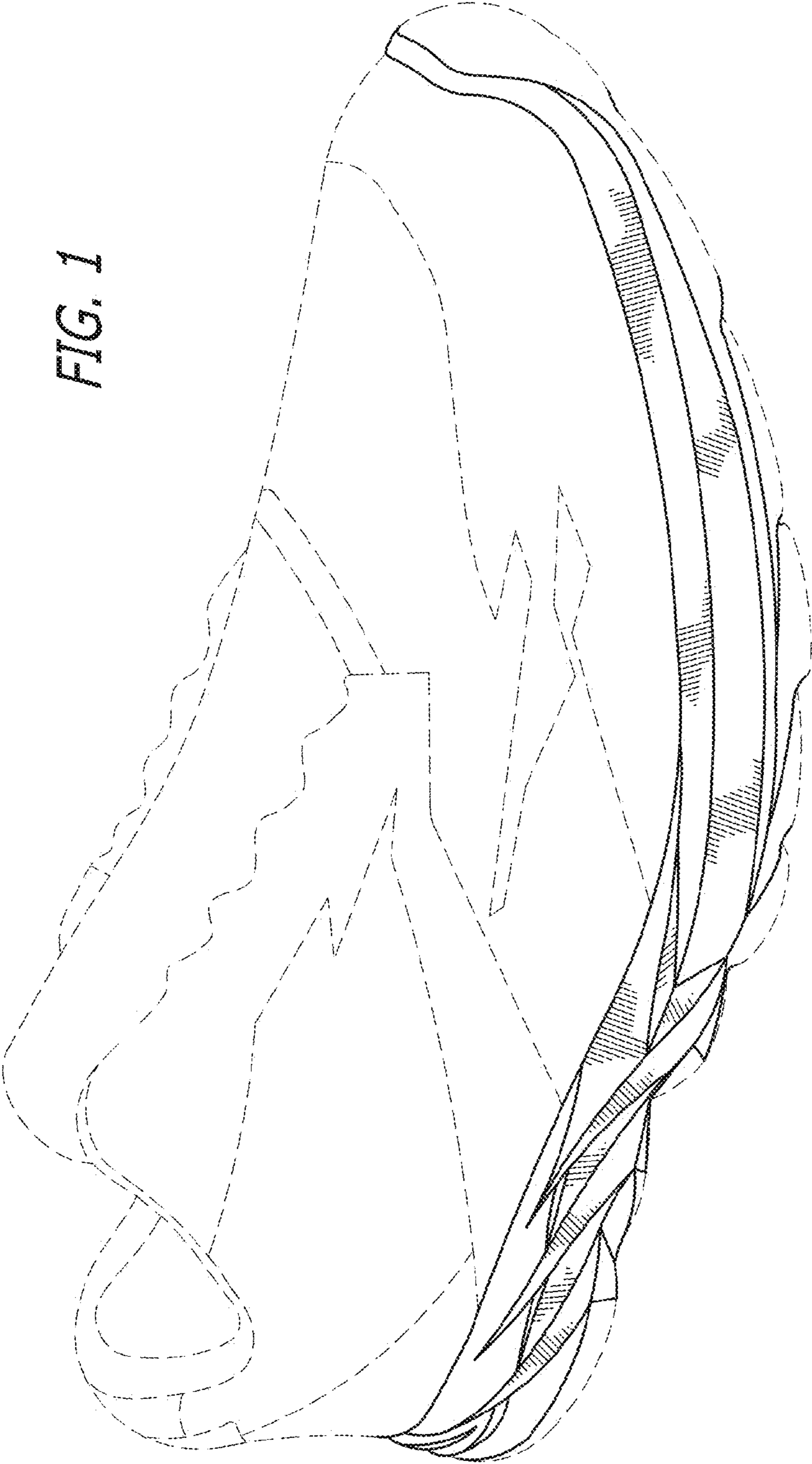
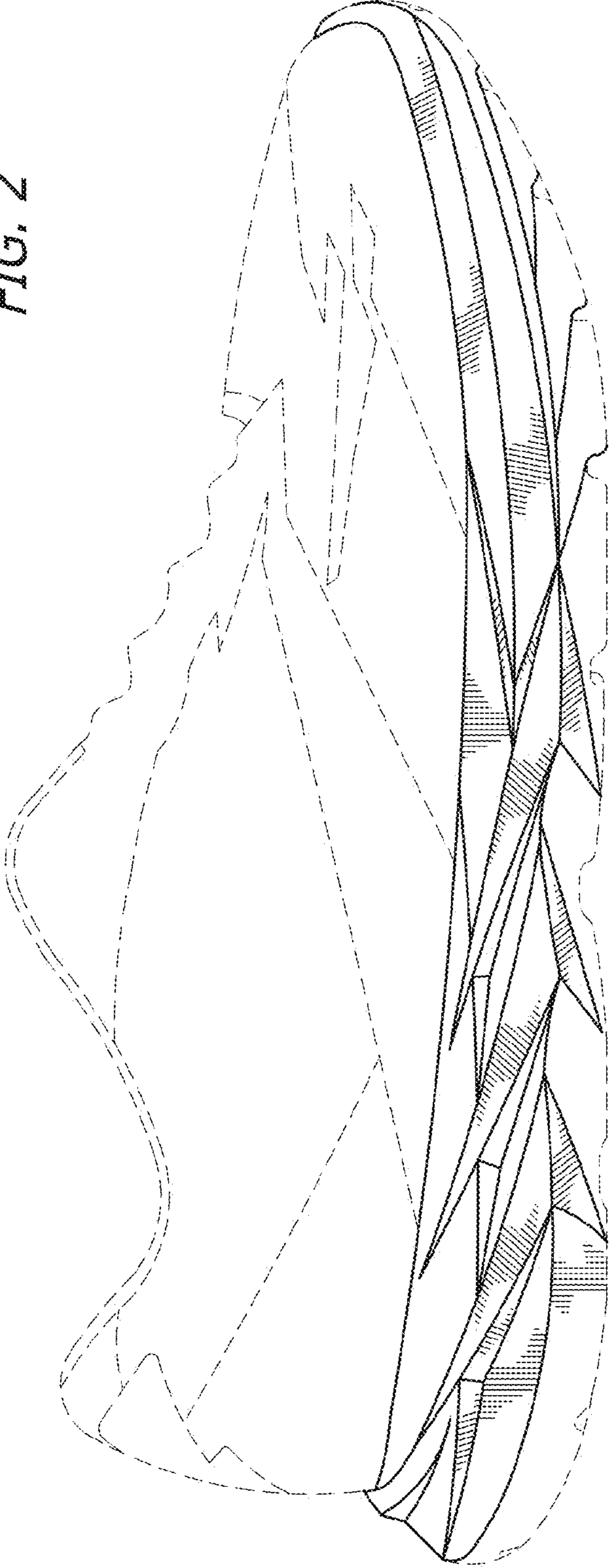


FIG. 1

FIG. 2



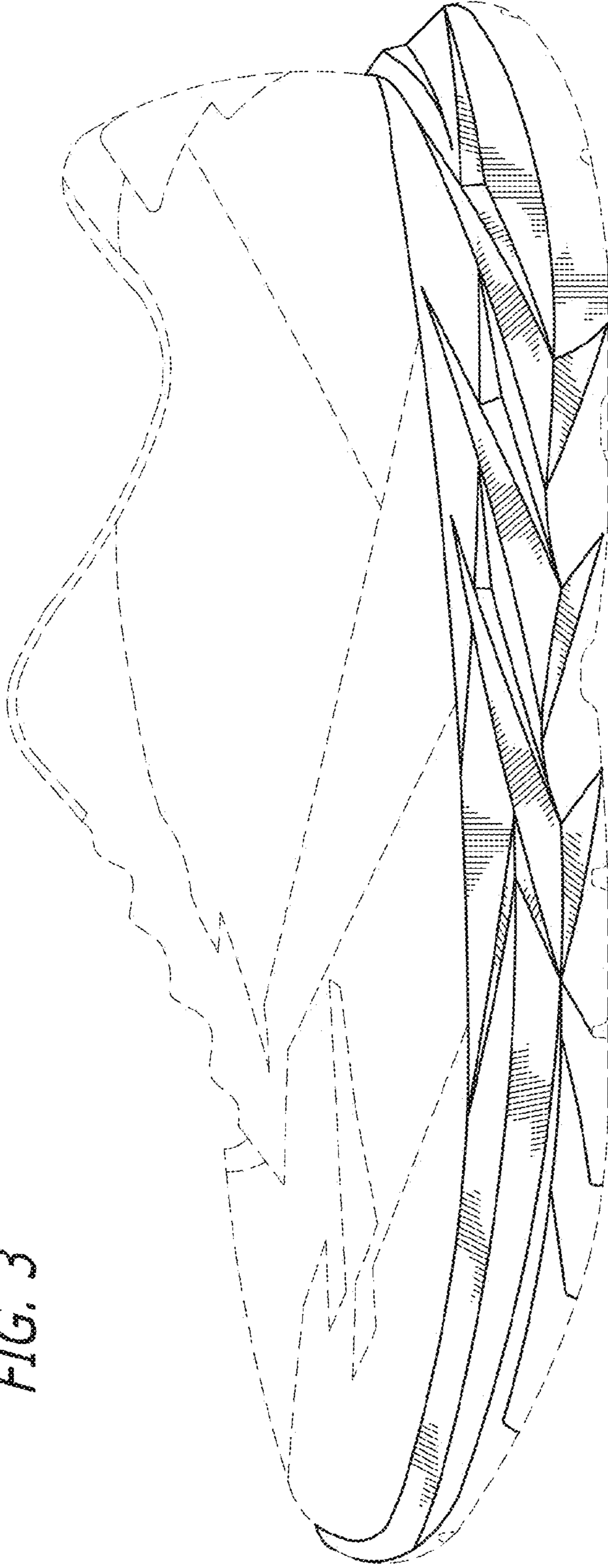


FIG. 3

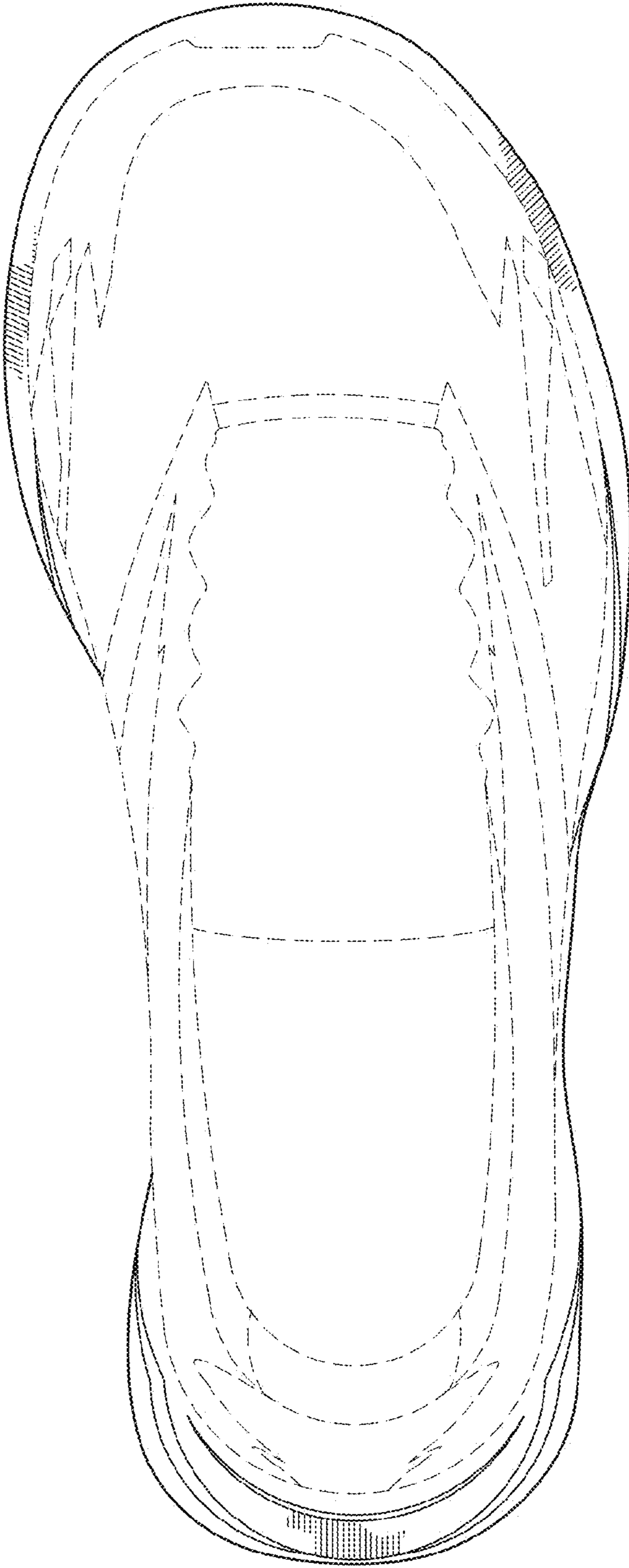


FIG. 4

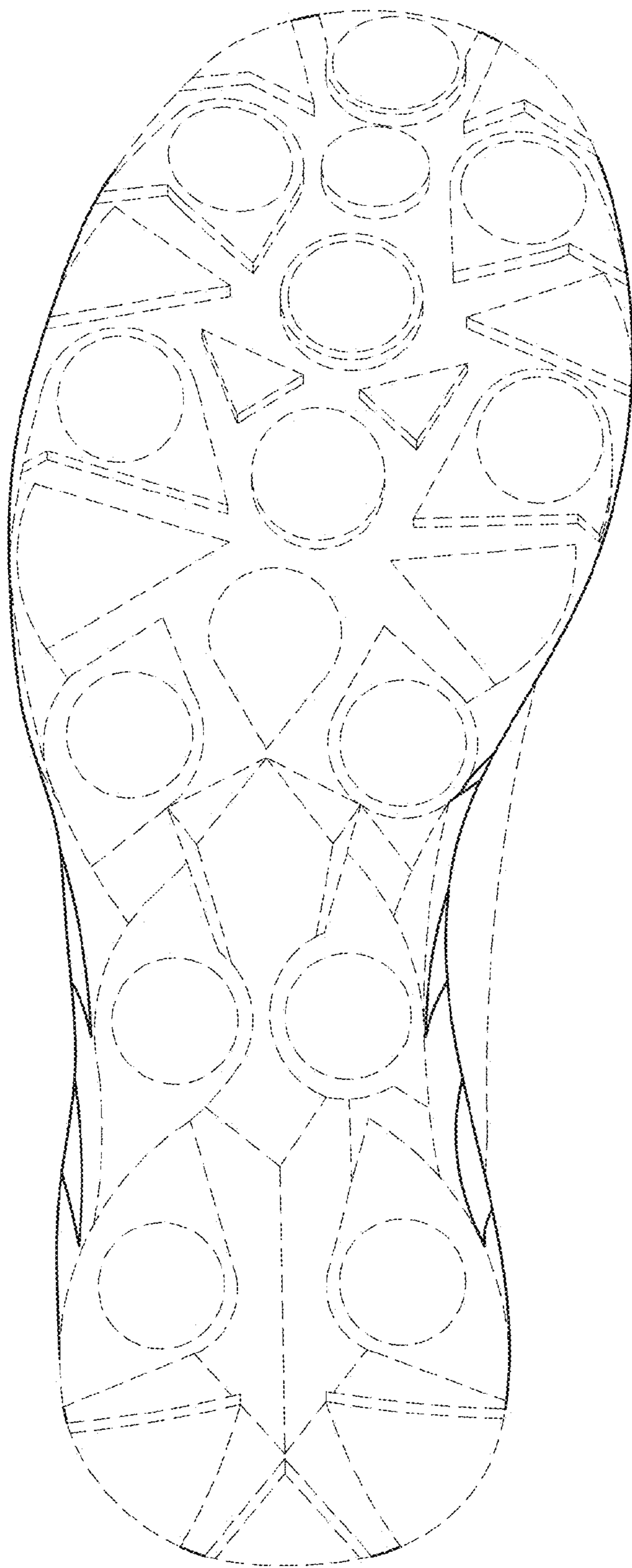


FIG. 5

FIG. 7

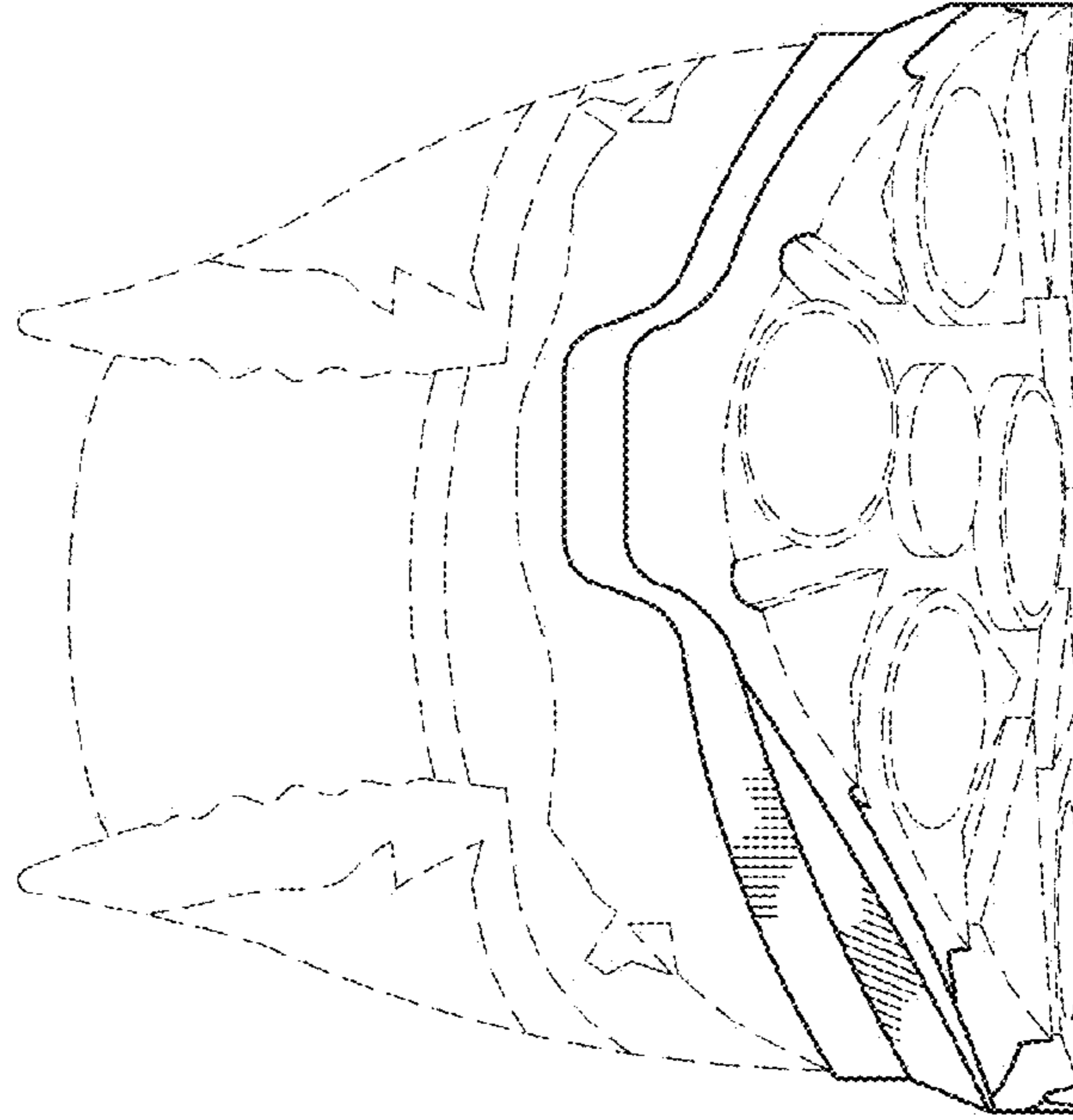


FIG. 6

