



US00D725867S

(12) **United States Design Patent**
Mathew et al.

(10) **Patent No.:** **US D725,867 S**
(45) **Date of Patent:** **** Apr. 7, 2015**

- (54) **SNACK FOOD PRODUCT**
- (71) Applicant: **Frito-Lay North America, Inc.**, Plano, TX (US)
- (72) Inventors: **John Mampra Mathew**, Plano, TX (US); **Bharadwaj Narayanan**, Frisco, TX (US); **Jason Thomas Niermann**, Frisco, TX (US); **Amanda Spring Pederson**, Frisco, TX (US)
- (73) Assignee: **Frito-Lay North America, Inc.**, Plano, TX (US)

6,344,224	B1	*	2/2002	Bazzaro et al.	426/89
D534,706	S	*	1/2007	Cuadrado	D1/125
D535,108	S	*	1/2007	Ping Sheng	D5/99
D575,612	S	*	8/2008	Clampitt et al.	D8/83
D591,926	S	*	5/2009	Jia et al.	D1/125
D603,134	S	*	11/2009	Powell	D1/199
D603,135	S	*	11/2009	Unlu et al.	D1/199
D607,176	S	*	1/2010	Roskam	D1/115
D621,127	S	*	8/2010	Roskam	D1/115
D649,740	S	*	12/2011	Bredin et al.	D1/125
D661,868	S	*	6/2012	Takeda et al.	D1/199
D666,378	S	*	9/2012	Dixon	D1/125
D666,786	S	*	9/2012	Bostick	D1/106
D683,517	S	*	6/2013	Tansey et al.	D1/125
D692,206	S	*	10/2013	Slusarczyk et al.	D1/125

(**) Term: **14 Years**

(21) Appl. No.: **29/484,048**

(22) Filed: **Mar. 5, 2014**

(51) **LOC (10) Cl.** **01-01**

(52) **U.S. Cl.**
USPC **D1/125; D1/115**

(58) **Field of Classification Search**
USPC D1/100-130, 199; 426/104, 115, 144, 426/249, 274, 517, 518, 805; D21/386; D25/119, 121; D30/160; D24/102, 103
See application file for complete search history.

(56) **References Cited**

U.S. PATENT DOCUMENTS

D134,414	S	*	11/1942	Orme, Jr.	D1/120
6,138,314	A	*	10/2000	Schiff et al.	15/167.1
D437,101	S	*	2/2001	Debbouz et al.	D1/126

* cited by examiner

Primary Examiner — Deanna L Pratt

Assistant Examiner — Katie Mroczka

(74) *Attorney, Agent, or Firm* — Colin P. Cahoon; Celina M. Orr; Carstens & Cahoon, LLP


(57) **CLAIM**

The ornamental design for a snack food product, as shown and described.

DESCRIPTION

FIG. 1 is a perspective view of the snack food product; FIG. 2 is a front view of the snack food product; FIG. 3 is a back view of the snack food product; FIG. 4 is a right side view of the snack food product; FIG. 5 is a left side view of the snack food product; FIG. 6 is a top view of the snack food product; and, FIG. 7 is a bottom view of the snack food product.

1 Claim, 2 Drawing Sheets



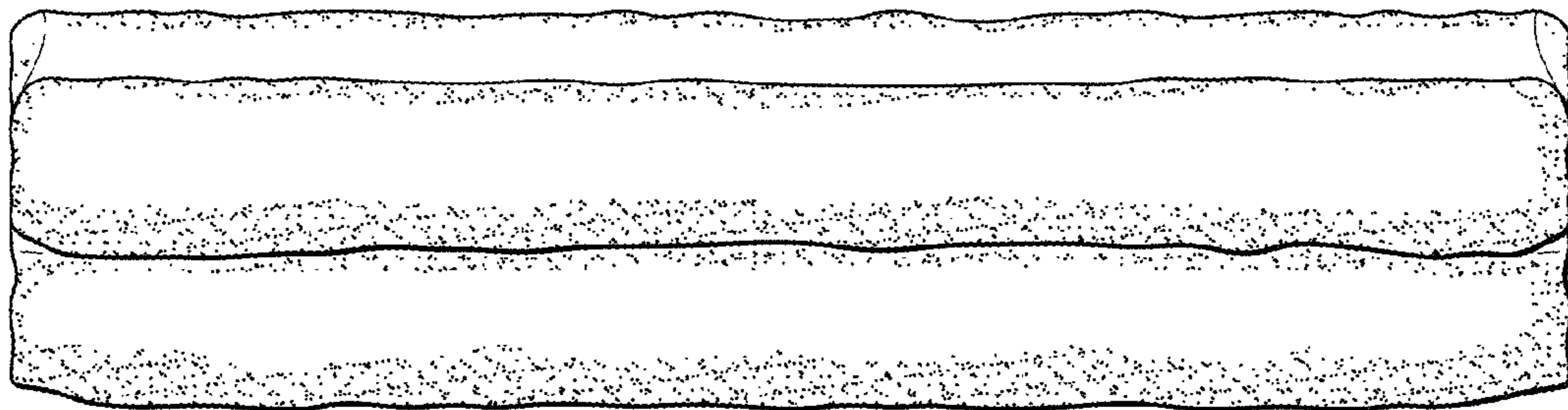
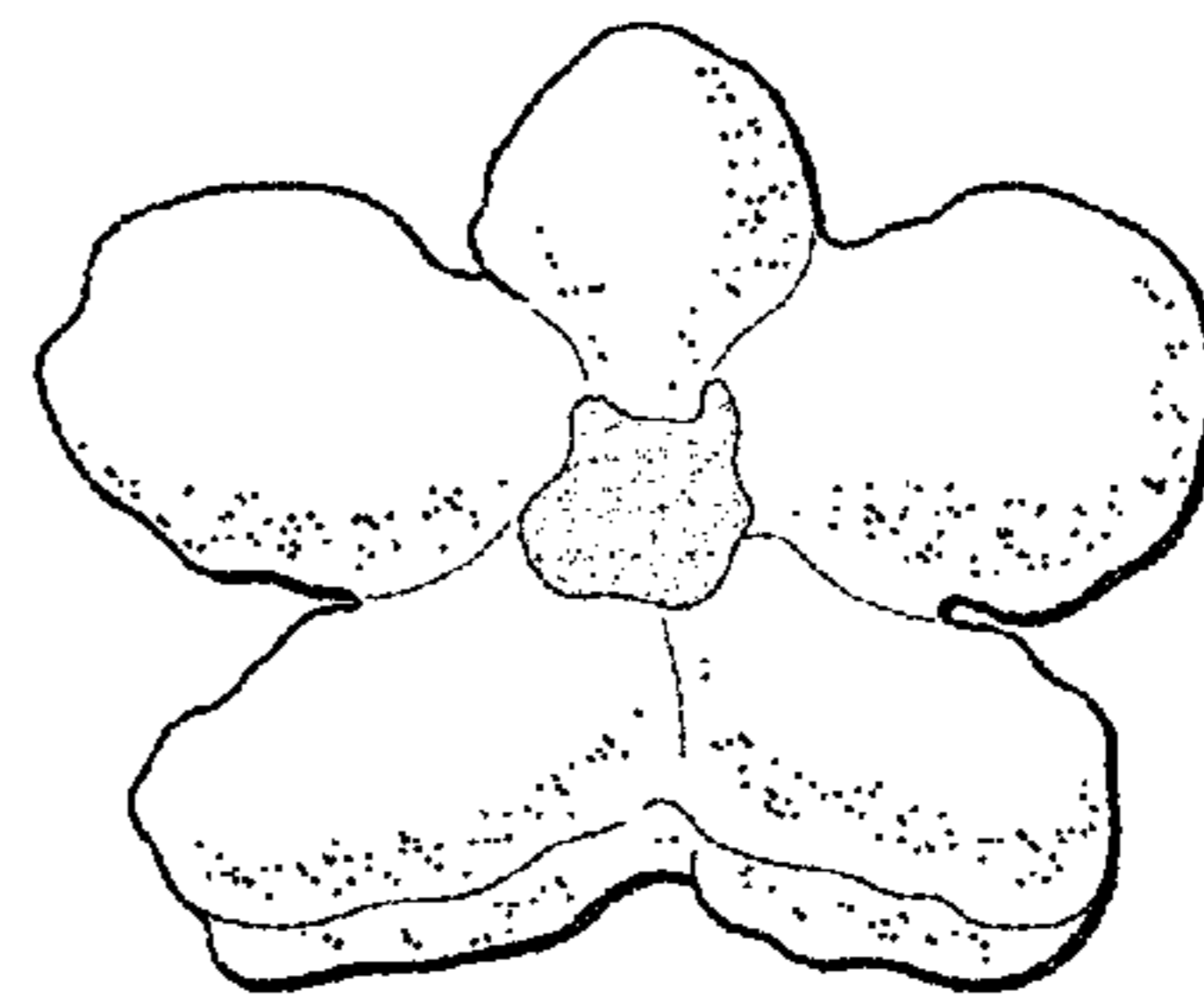
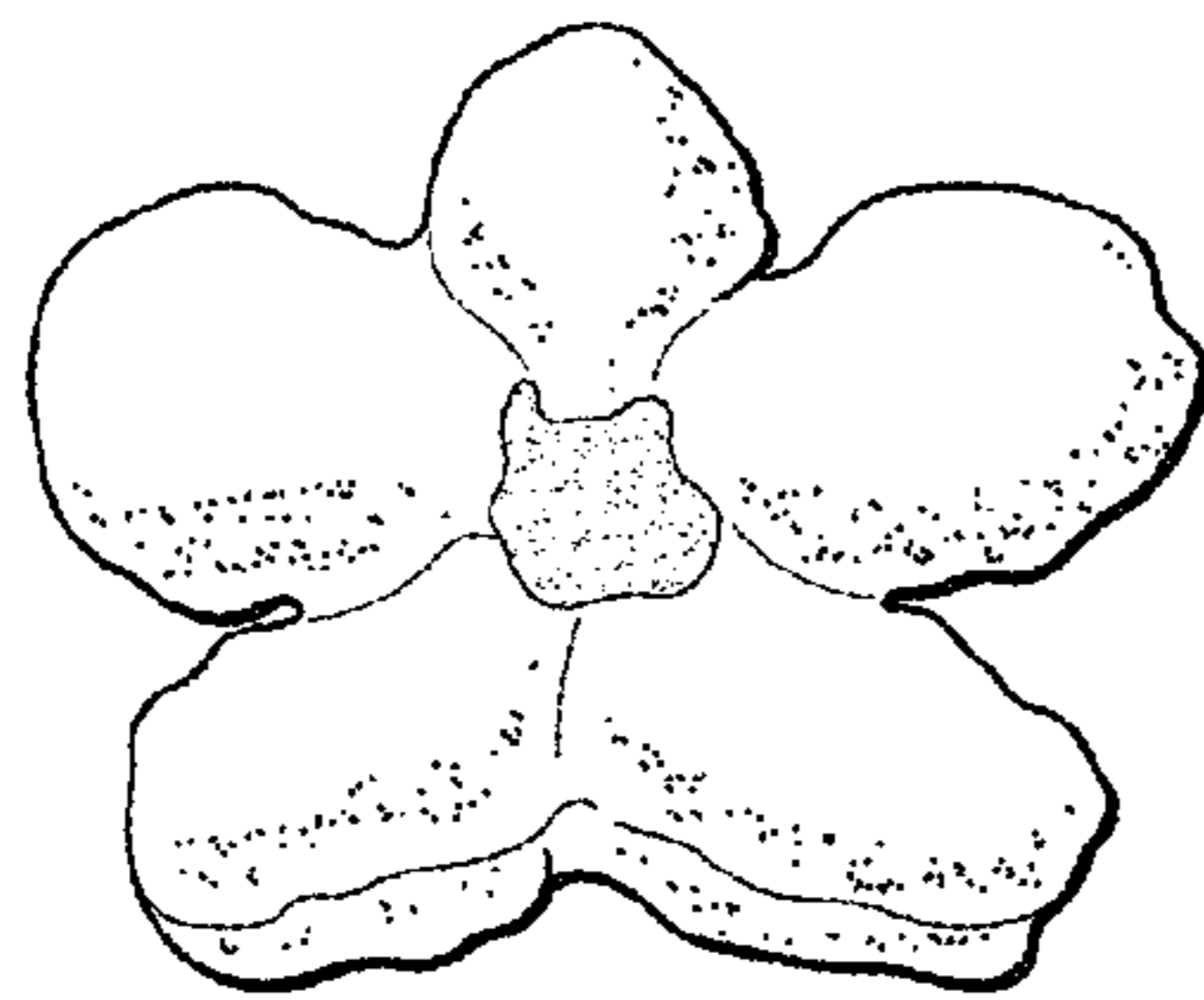
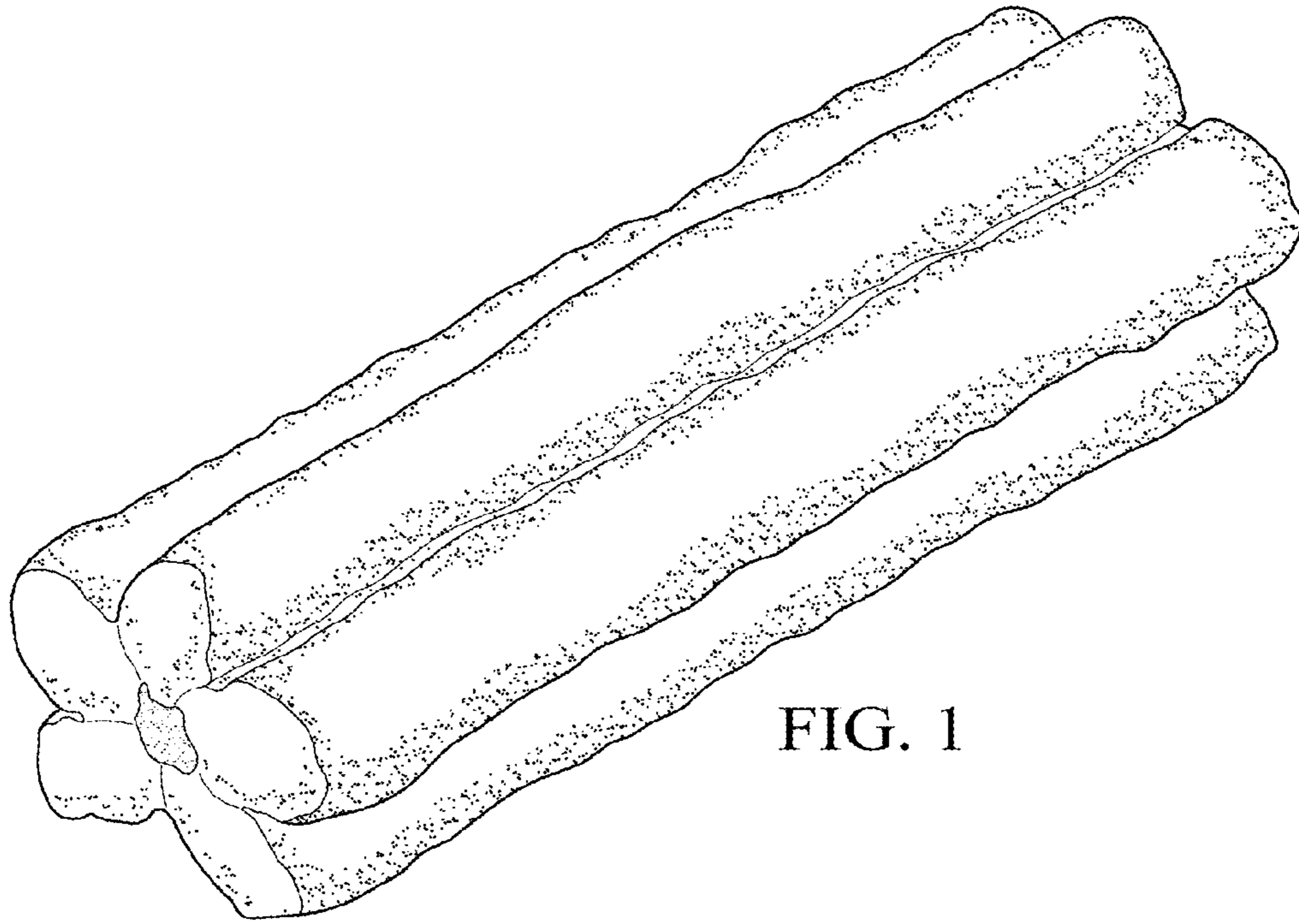


FIG. 4

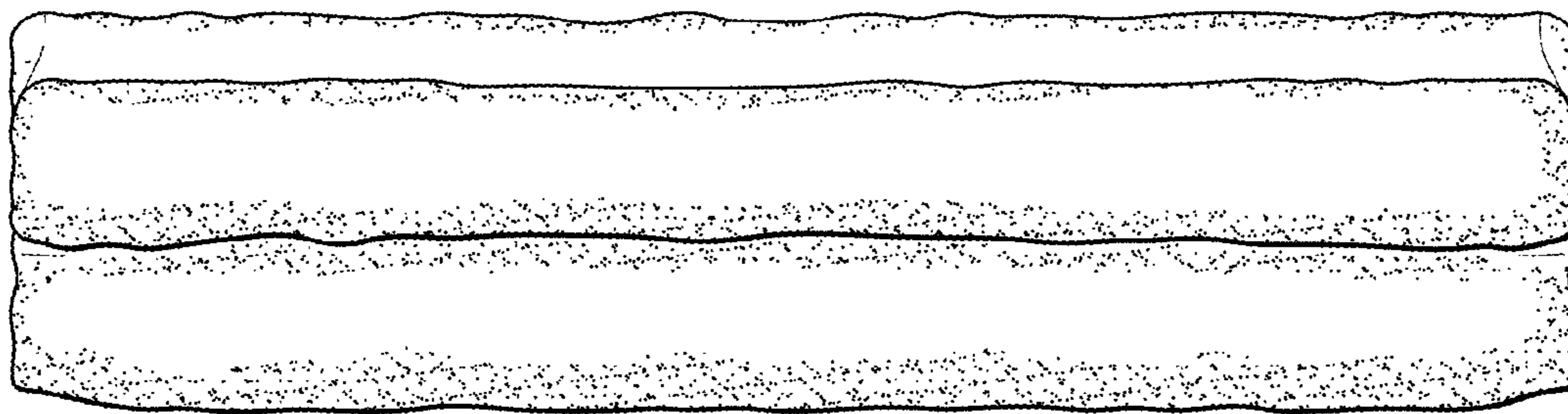


FIG. 5

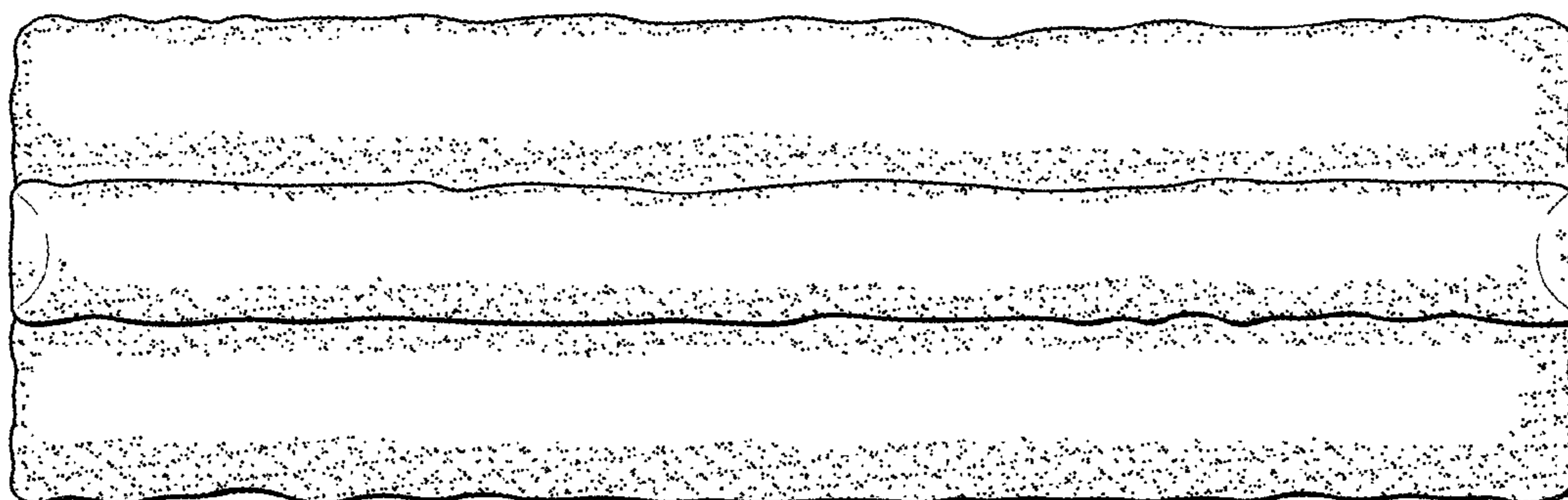


FIG. 6



FIG. 7