US00D725847S

(12) United States Design Patent
Coulter

(10) Patent No.: US D725,847 S
(45) Date of Patent: ** Mar. 31, 2015

(54) **COMBINED PET BED AND PILLOW WITH ATTACHED BLANKET**

(71) Applicant: **Judith Lynn Coulter**, Reno, NV (US)

(72) Inventor: **Judith Lynn Coulter**, Reno, NV (US)

(**) Term: **14 Years**

(21) Appl. No.: **29/455,563**

(22) Filed: **May 22, 2013**

(51) **LOC (10) Cl.** **30-06**

(52) **U.S. Cl.**
USPC **D30/160**

(58) **Field of Classification Search**
USPC D30/118; 119/28.5; D6/601; D21/520
See application file for complete search history.

(56) **References Cited**

U.S. PATENT DOCUMENTS

2,032,248	A	2/1936	Bins	
D239,395	S *	3/1976	David	D30/118
3,989,008	A	11/1976	Neumann	
D291,334	S *	8/1987	Jensen	D21/520
4,860,689	A	8/1989	Stewart	
4,930,170	A	6/1990	Kobayashi	
5,109,559	A	5/1992	West	
5,144,911	A	9/1992	Moore et al.	
5,357,901	A	10/1994	Batts	
D366,176	S *	1/1996	Gish	D6/601
5,765,502	A	6/1998	Haugh	
6,574,810	B2 *	6/2003	Mangiaracina	119/28.5
D504,269	S	4/2005	Faircloth	
D534,692	S *	1/2007	Northrop	D30/118
D563,058	S	2/2008	Lamstein et al.	
7,373,900	B2 *	5/2008	Duncan	119/28.5
D571,055	S *	6/2008	Song	D30/118
D626,701	S *	11/2010	Kostial	D30/118
D629,164	S *	12/2010	Lamstein et al.	D30/118
D631,207	S *	1/2011	Shing	D30/118

(Continued)

FOREIGN PATENT DOCUMENTS

WO	WO 2012/112731	8/2012

OTHER PUBLICATIONS

Web pages of dog beds on Etsy.com, 6 pp. downloaded from www.etsy.com on Jun. 4, 2013.

Primary Examiner — Cathy A MacCormac
(74) *Attorney, Agent, or Firm* — Klarquist Sparkman, LLP

(57) **CLAIM**

The ornamental design for a combined pet bed and pillow with attached blanket, as shown and described.

DESCRIPTION

FIG. **1** is an exploded top front perspective view of a combined pet bed and pillow with attached blanket;
FIG. **2** is a top front perspective view thereof;
FIG. **3** is a top view of FIG. **2**;
FIG. **4** is a front view of FIG. **2**, the left, right, and back views are identical to the front view shown;
FIG. **5** is a top front perspective view of the bed seen in FIG. **1**;
FIG. **6** is a bottom front perspective view of FIG. **5**;
FIG. **7** is a front view of FIG. **5**, the left, right, and back views are identical to the front view shown;
FIG. **8** is a bottom view of FIG. **5**;
FIG. **9** is a top view of FIG. **5**;
FIG. **10** is a top front perspective view of the pillow with attached blanket seen in FIG. **1**;
FIG. **11** is a bottom front perspective view of FIG. **10**;
FIG. **12** is a front view of FIG. **10**, the left, right, and back views are identical to the front view shown.
FIG. **13** is a bottom view of FIG. **10**; and,
FIG. **14** is a top view of FIG. **10**.
The broken lines are for illustration only and form no part of the claimed design.

1 Claim, 14 Drawing Sheets

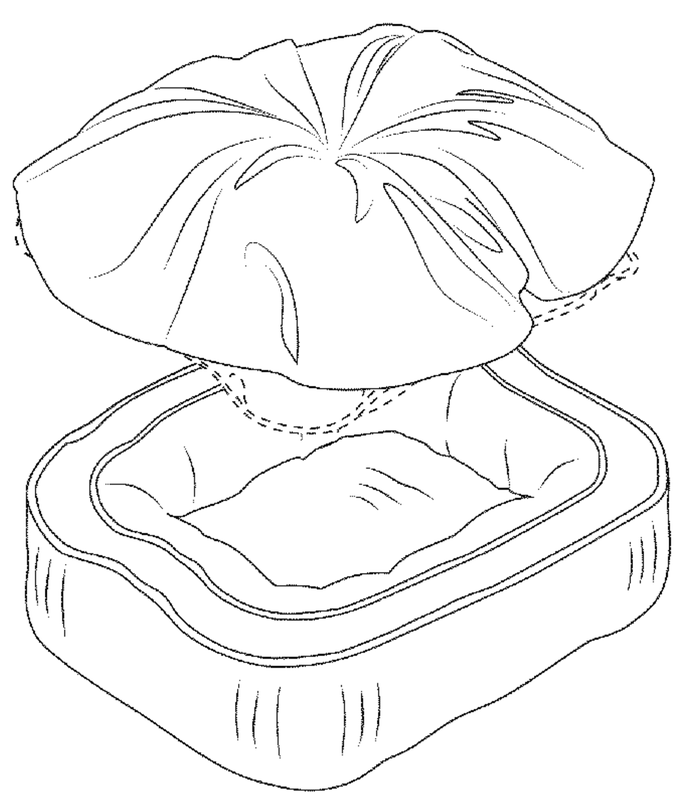

(56) **References Cited**

U.S. PATENT DOCUMENTS

D661,844	S *	6/2012	Song	D30/118
D664,303	S *	7/2012	Chauncey et al.	D30/118
8,387,186	B2 *	3/2013	Yu	5/654
D691,829	S *	10/2013	Berg	D6/601
2008/0216752	A1	9/2008	Song	
2013/0167776	A1	7/2013	Schiel et al.	
2013/0284099	A1	10/2013	Oakes, Jr.	
2014/0190417	A1	7/2014	Lipscomb et al.	
2014/0230735	A1	8/2014	Coulter	

* cited by examiner

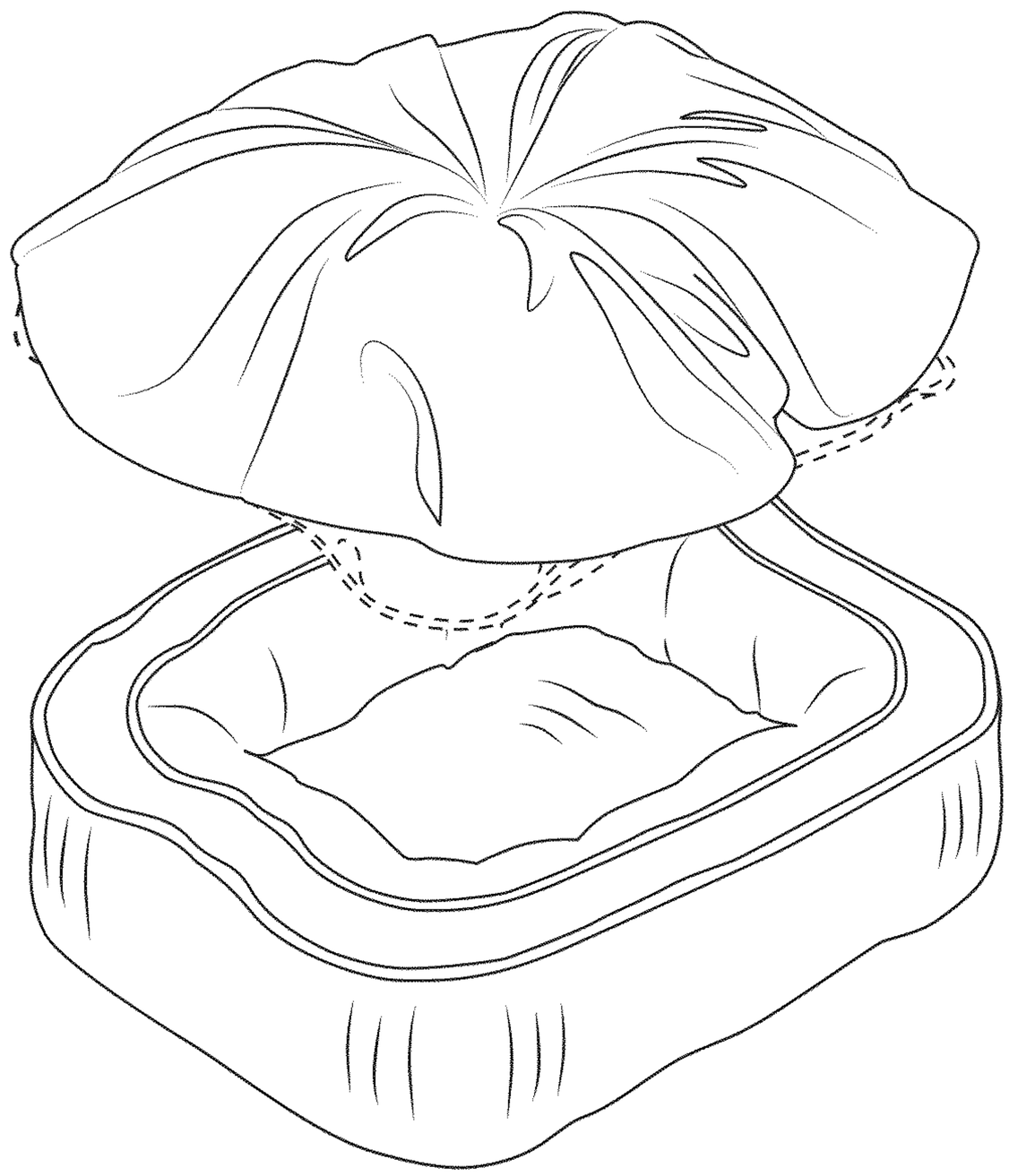

FIG. 1

FIG. 2

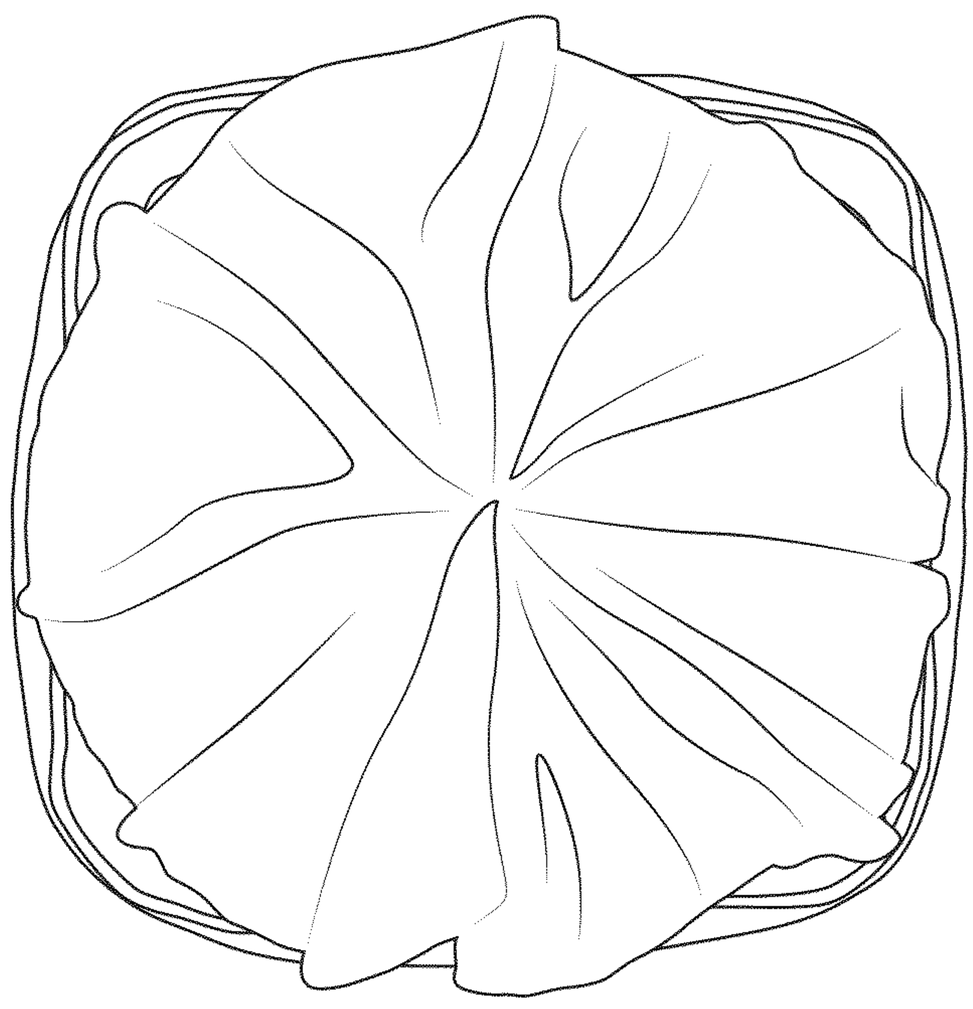

FIG. 3

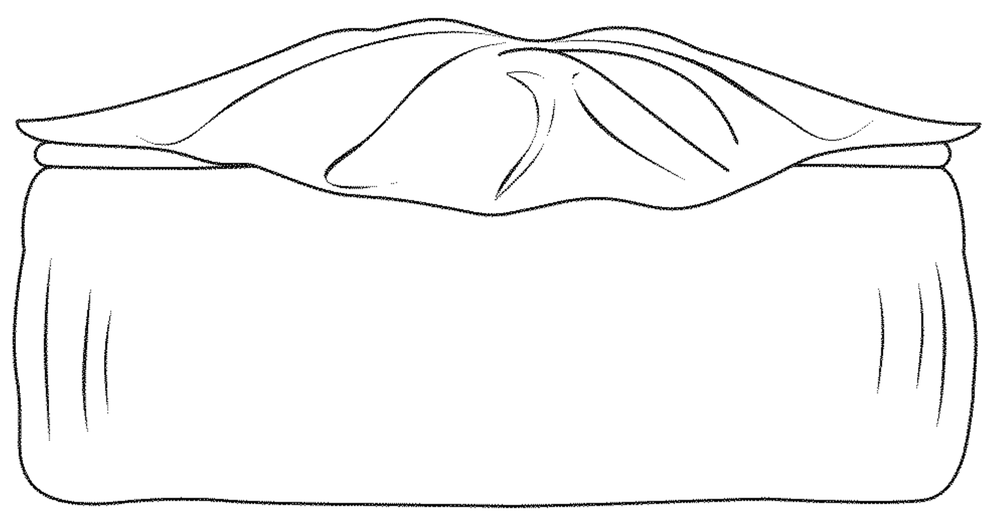

FIG. 4

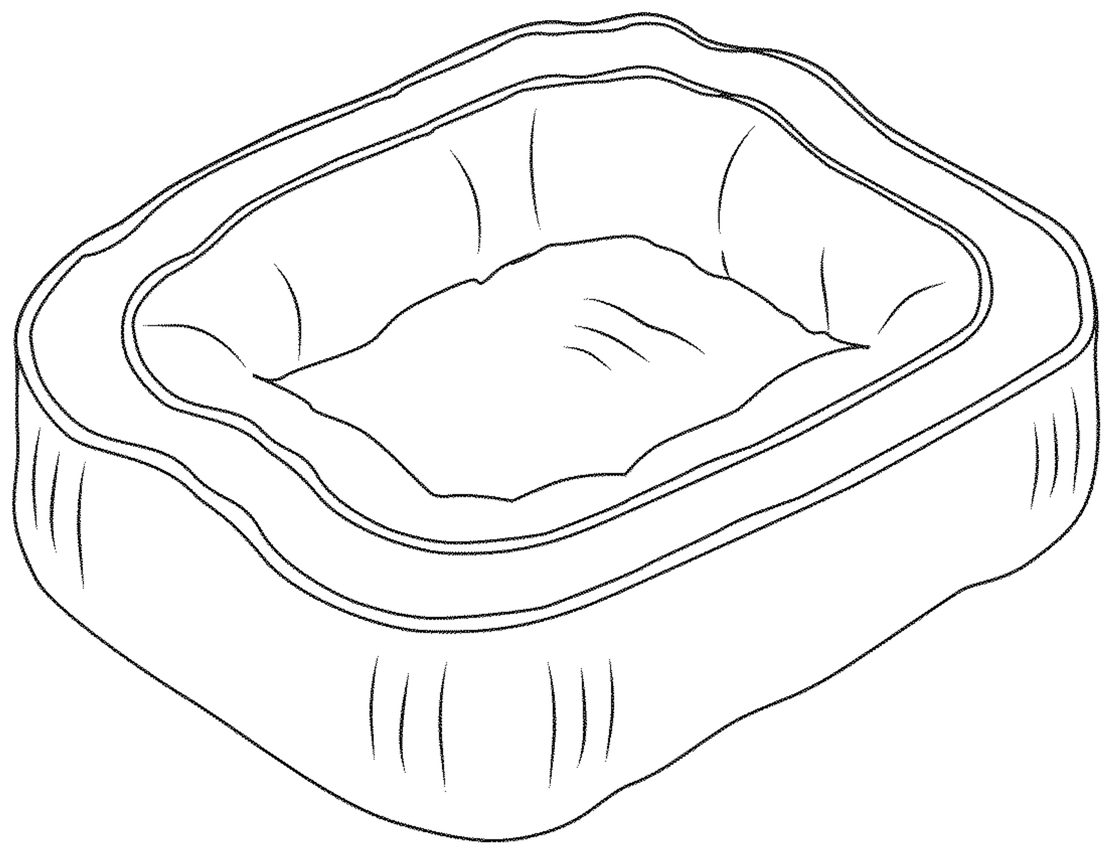

FIG. 5

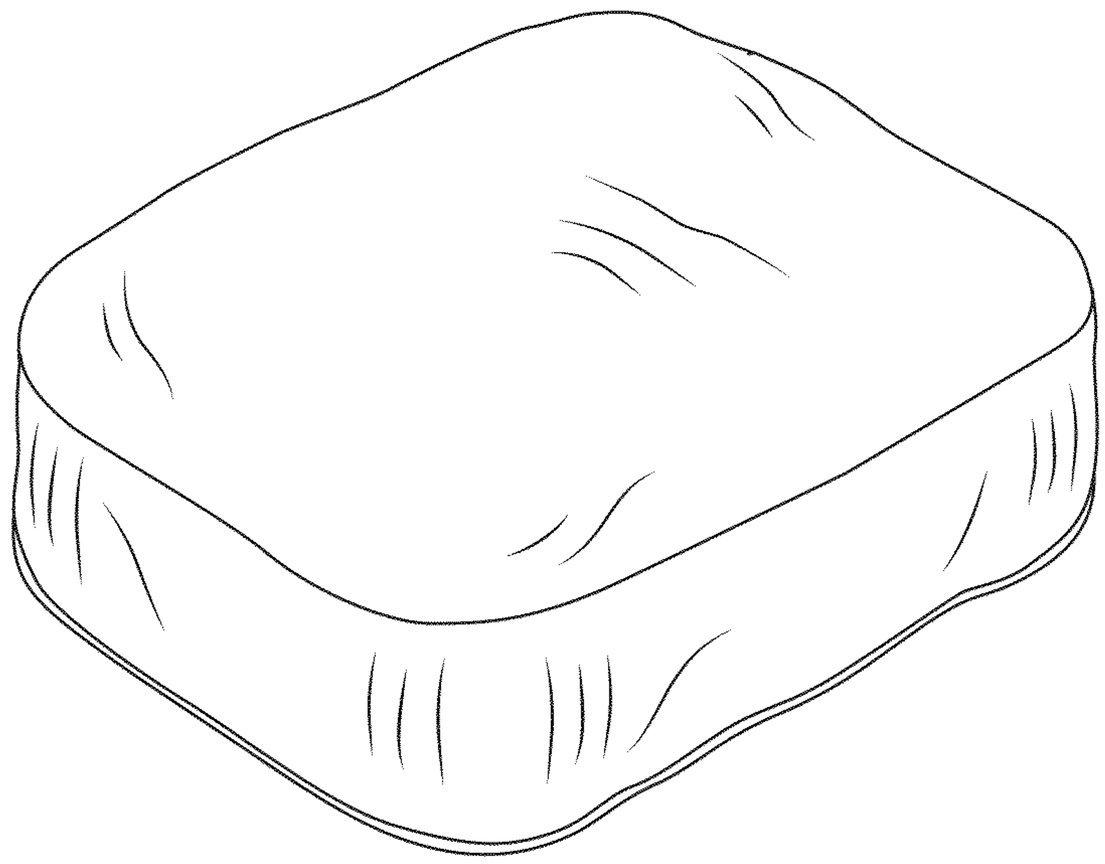

FIG. 6



FIG. 7

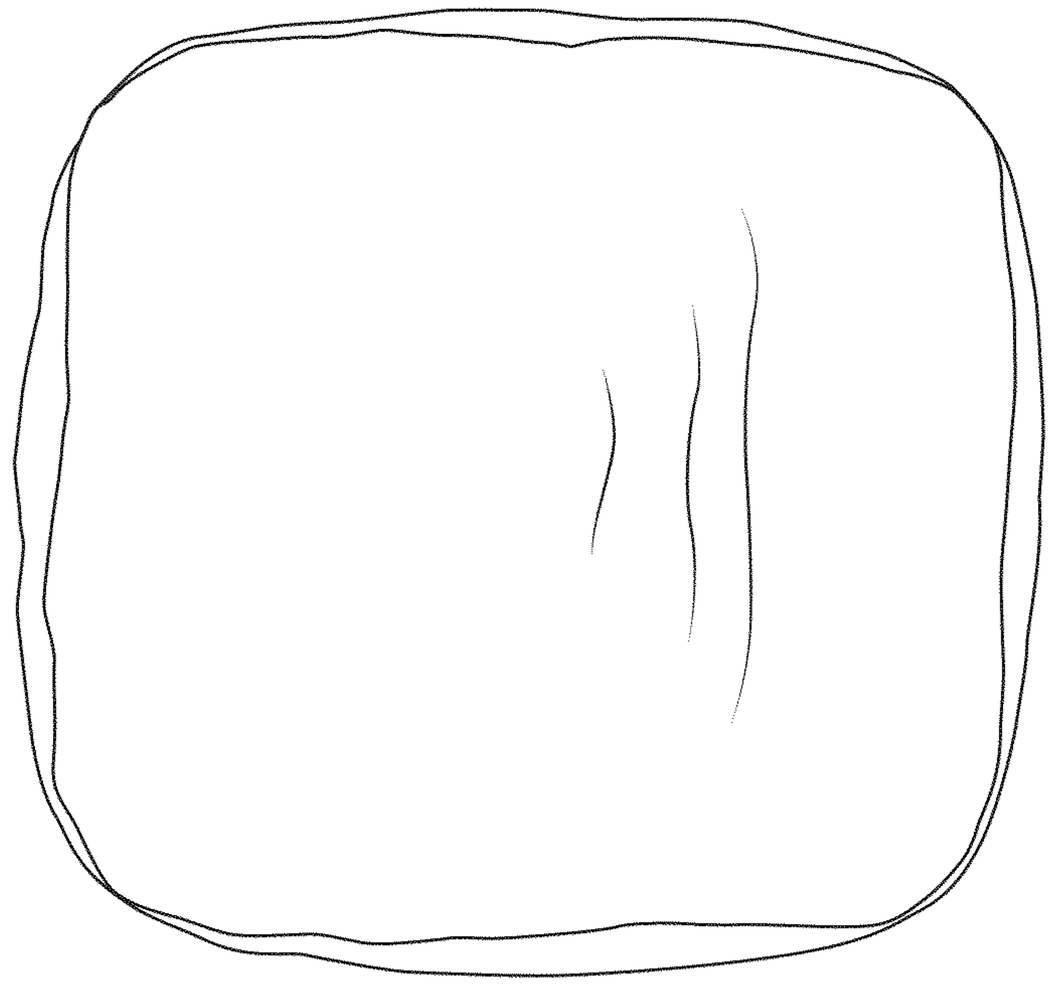

FIG. 8



FIG. 9

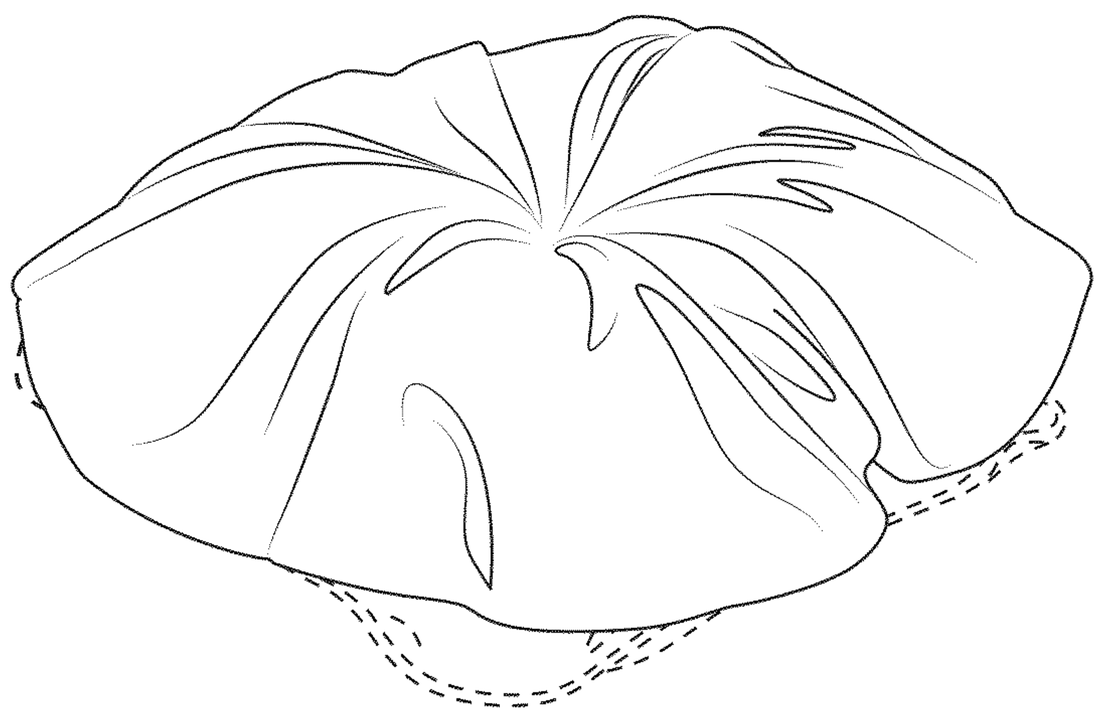

FIG. 10

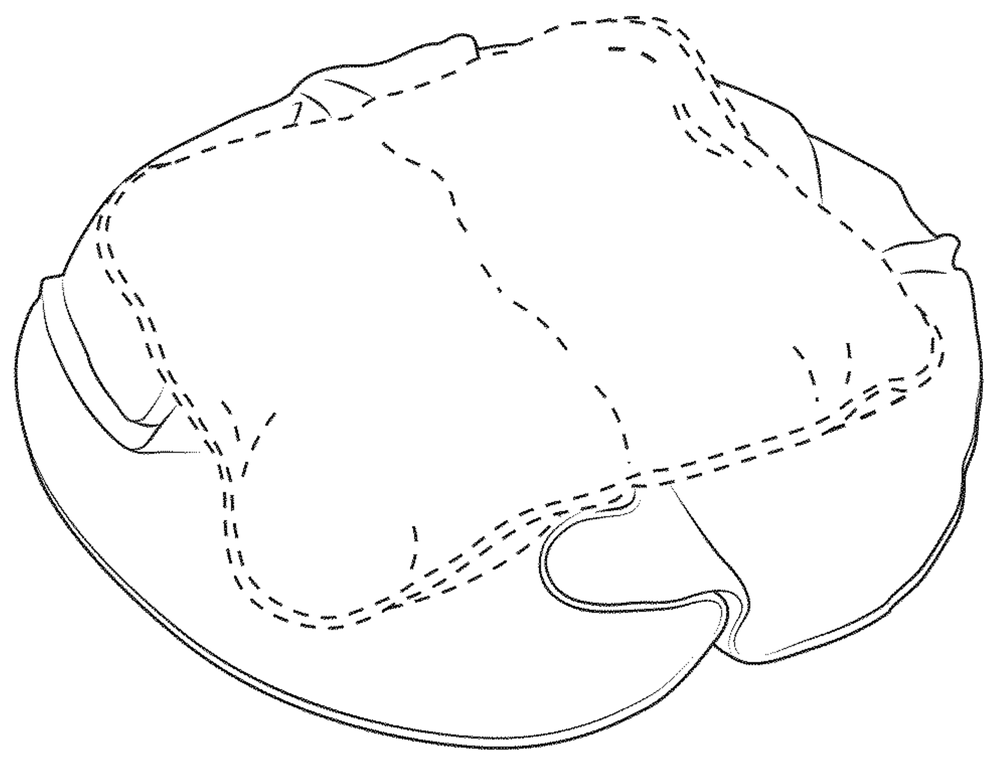

FIG. 11

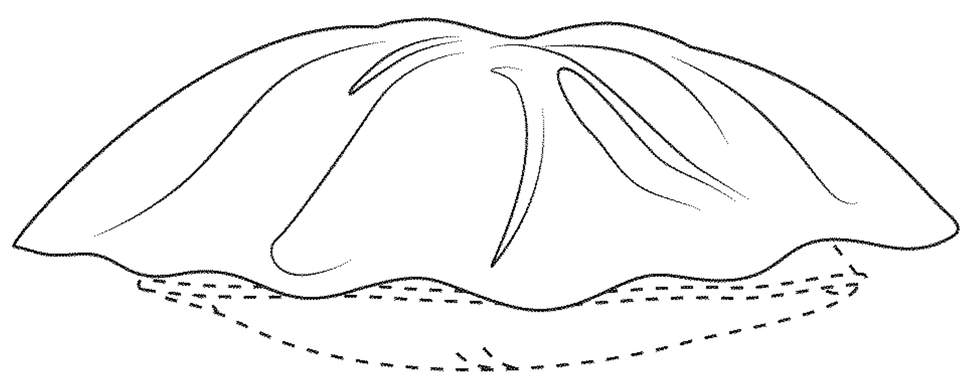

FIG. 12

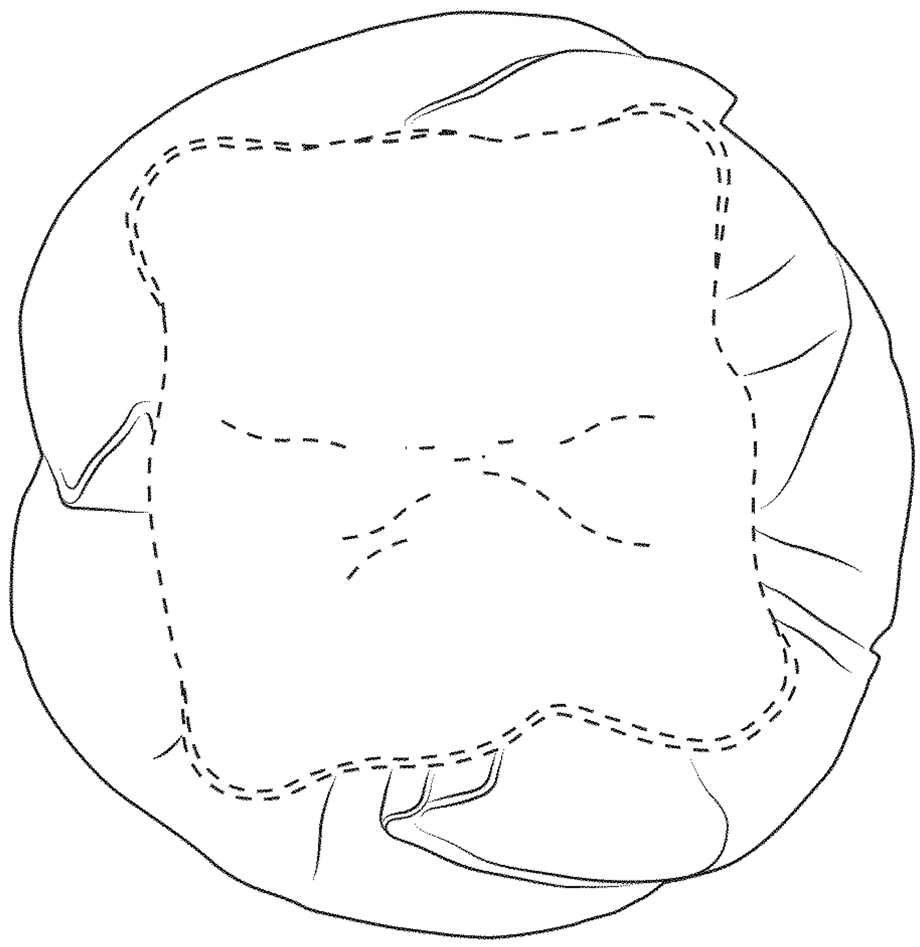

FIG. 13

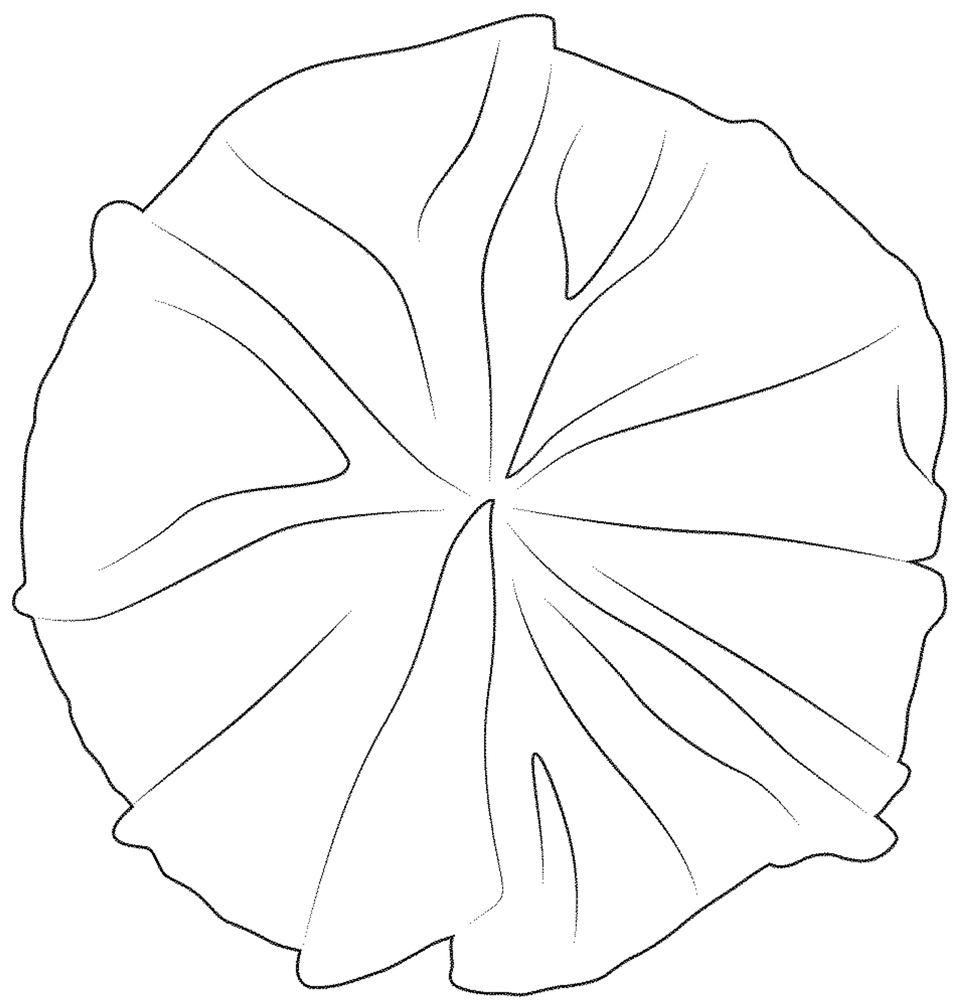

FIG. 14