



US00D725843S

(12) **United States Design Patent**
Schott, Jr.

(10) **Patent No.:** **US D725,843 S**
(45) **Date of Patent:** **** Mar. 31, 2015**

(54) **DOG LEASH**

(76) Inventor: **Jeffery A. Schott, Jr., Sapulpa, OK (US)**

(**) Term: **14 Years**

(21) Appl. No.: **29/414,793**

(22) Filed: **Mar. 2, 2012**

(51) **LOC (10) Cl.** **30-04**

(52) **U.S. Cl.**
USPC **D30/153**

(58) **Field of Classification Search**
CPC A01K 27/00; A01K 27/002; A01K 27/003
USPC D30/144, 145, 146, 151, 152, 153, 199;
D3/207, 208, 215; D2/627, 629.639;
2/311, 312; 119/174, 654, 769, 771,
119/772, 791-798, 850, 856, 858-860,
119/863-865, 907

See application file for complete search history.

(56) **References Cited**

U.S. PATENT DOCUMENTS

D244,869 S * 6/1977 Manley et al. D30/153
5,632,234 A * 5/1997 Parker 119/795

5,701,848 A * 12/1997 Tozawa 119/797
D425,265 S * 5/2000 Rubinstein D30/153
6,237,539 B1 * 5/2001 Sporn 119/795
6,626,132 B1 * 9/2003 Mann 119/795
7,114,467 B2 * 10/2006 Jones 119/795
7,757,639 B1 * 7/2010 Prendes 119/772
2007/0266960 A1 * 11/2007 Mugford 119/792
2009/0173289 A1 * 7/2009 Cobb et al. 119/795

* cited by examiner

Primary Examiner — Martie K Holtje

(74) *Attorney, Agent, or Firm* — Richards Patent Law P.C.

(57) **CLAIM**

The ornamental design for a dog leash, as shown and described.

DESCRIPTION

FIG. 1 is a perspective view of a dog leash showing my new design; and,
FIG. 2 is a perspective view of a second embodiment of my design of FIG. 1.

The elements depicted by broken lines in the views have been shown for the purpose of illustrating portions of the dog leash that form no part of the claimed design.

1 Claim, 2 Drawing Sheets

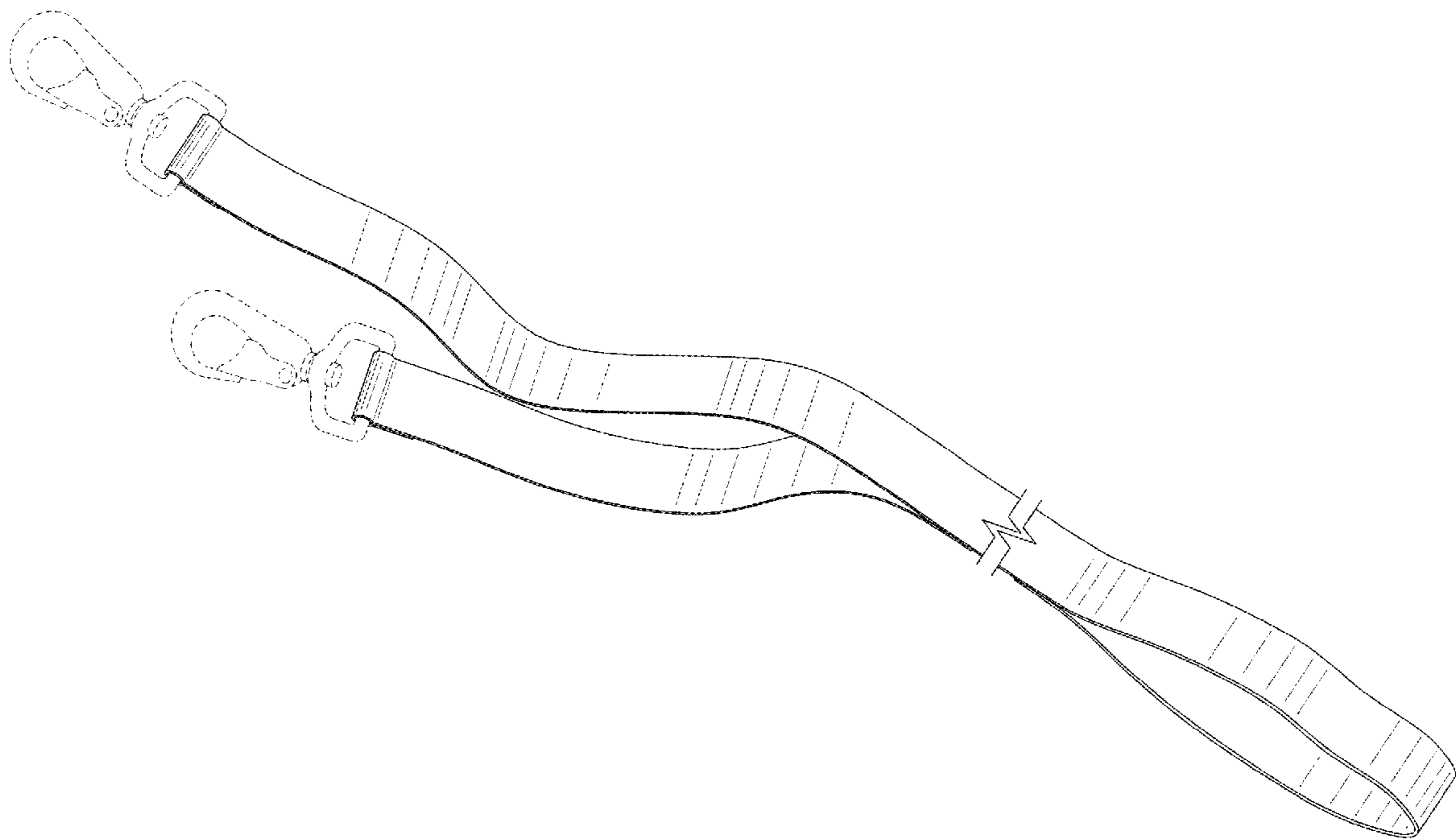
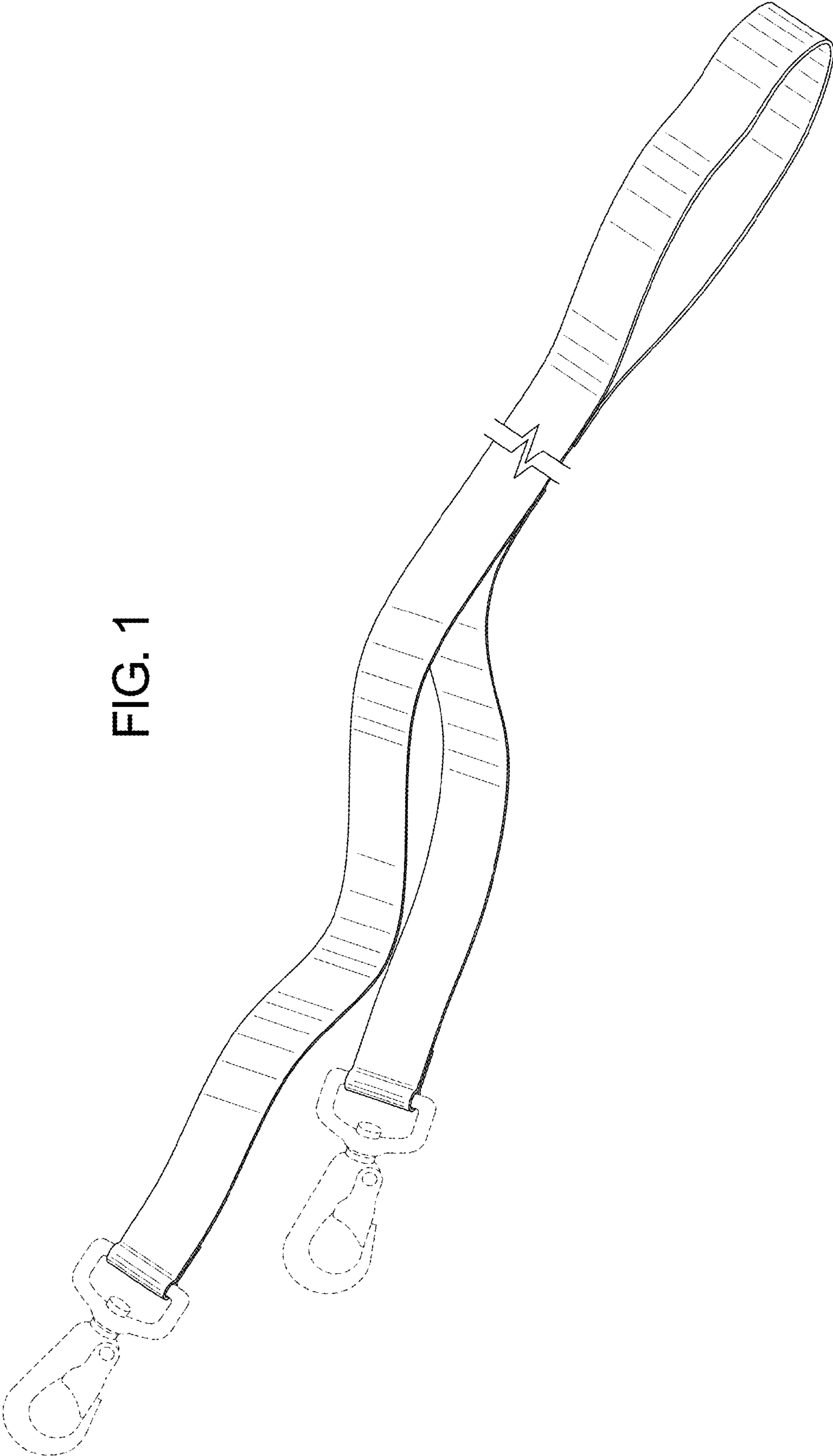


FIG. 1



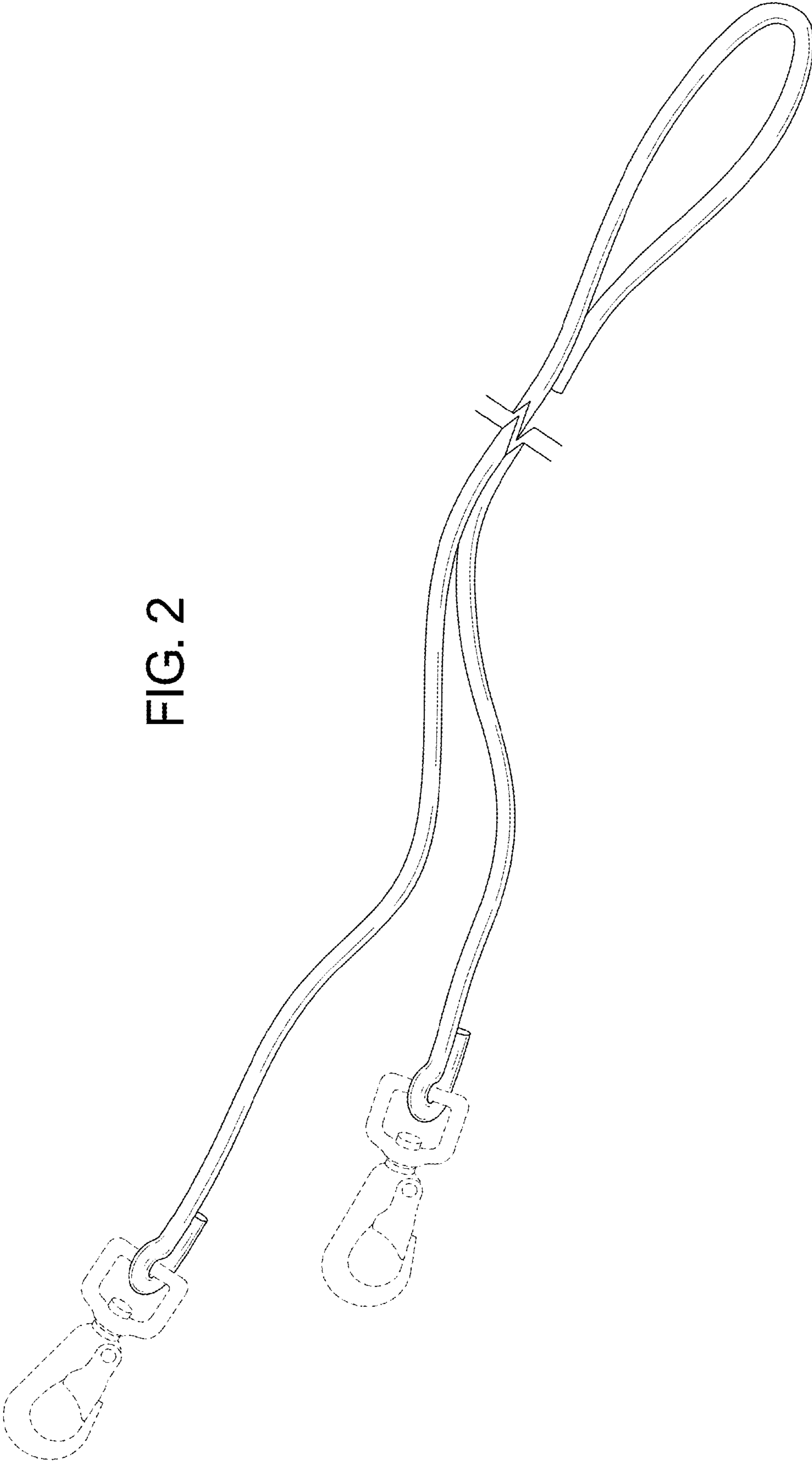


FIG. 2