

US00D725829S

(12) **United States Design Patent**
Willows et al.

(10) **Patent No.:** **US D725,829 S**
(45) **Date of Patent:** **** Mar. 31, 2015**

- (54) **REFLECTIVE STRIP**
- (71) Applicant: **Amphipod, Inc.**, Seattle, WA (US)
- (72) Inventors: **Keith S. Willows**, Seattle, WA (US);
June A. Angus, Seattle, WA (US);
Antonio Del Rosario, Bellevue, WA (US)
- (73) Assignee: **Amphipod, Inc.**, Seattle, WA (US)
- (**) Term: **14 Years**
- (21) Appl. No.: **29/477,665**
- (22) Filed: **Dec. 24, 2013**

4,341,443 A *	7/1982	Robinson	359/519
4,571,025 A	2/1986	Stephen		
5,088,439 A	2/1992	Anderson		
5,169,702 A	12/1992	Schell		
5,193,026 A	3/1993	Purvis et al.		
5,285,312 A	2/1994	Mastro		
5,349,920 A *	9/1994	Koizumi	116/28 R
5,358,461 A	10/1994	Bailey, Jr.		
D356,675 S	3/1995	Gamm		
5,421,106 A *	6/1995	Emrick	36/136
D369,237 S	4/1996	Gamm		
D369,568 S	5/1996	Sloot		
5,671,517 A *	9/1997	Gourley	24/712.1
5,677,790 A	10/1997	Taglieri		
5,768,041 A	6/1998	Rudolph		
5,923,483 A	7/1999	Sloot		
D418,267 S	12/1999	Lin		

(Continued)

Related U.S. Application Data

- (63) Continuation of application No. 29/429,454, filed on Aug. 10, 2012, now Pat. No. Des. 699,899.
- (51) **LOC (10) Cl.** **29-02**
- (52) **U.S. Cl.**
USPC **D29/122**
- (58) **Field of Classification Search**
USPC D29/122, 101.1, 101.3, 101.4, 101.2;
D2/717, 840, 841, 844, 847, 849, 830,
D2/834, 853; 2/106, 115, 116, 456;
D3/318; D11/200, 210, 95, 96;
359/515-519; 362/103; D5/99;
428/187
See application file for complete search history.

References Cited

U.S. PATENT DOCUMENTS

3,363,293 A	1/1968	Nemrod et al.		
3,849,804 A	11/1974	Rakow		
3,894,790 A	7/1975	Golden et al.		
3,901,554 A	8/1975	Kennedy et al.		
D240,774 S *	8/1976	Ortner	D2/975
D244,515 S *	5/1977	Tuleja	D10/111

Primary Examiner — Randall Gholson

(74) *Attorney, Agent, or Firm* — Lowe Graham Jones PLLC

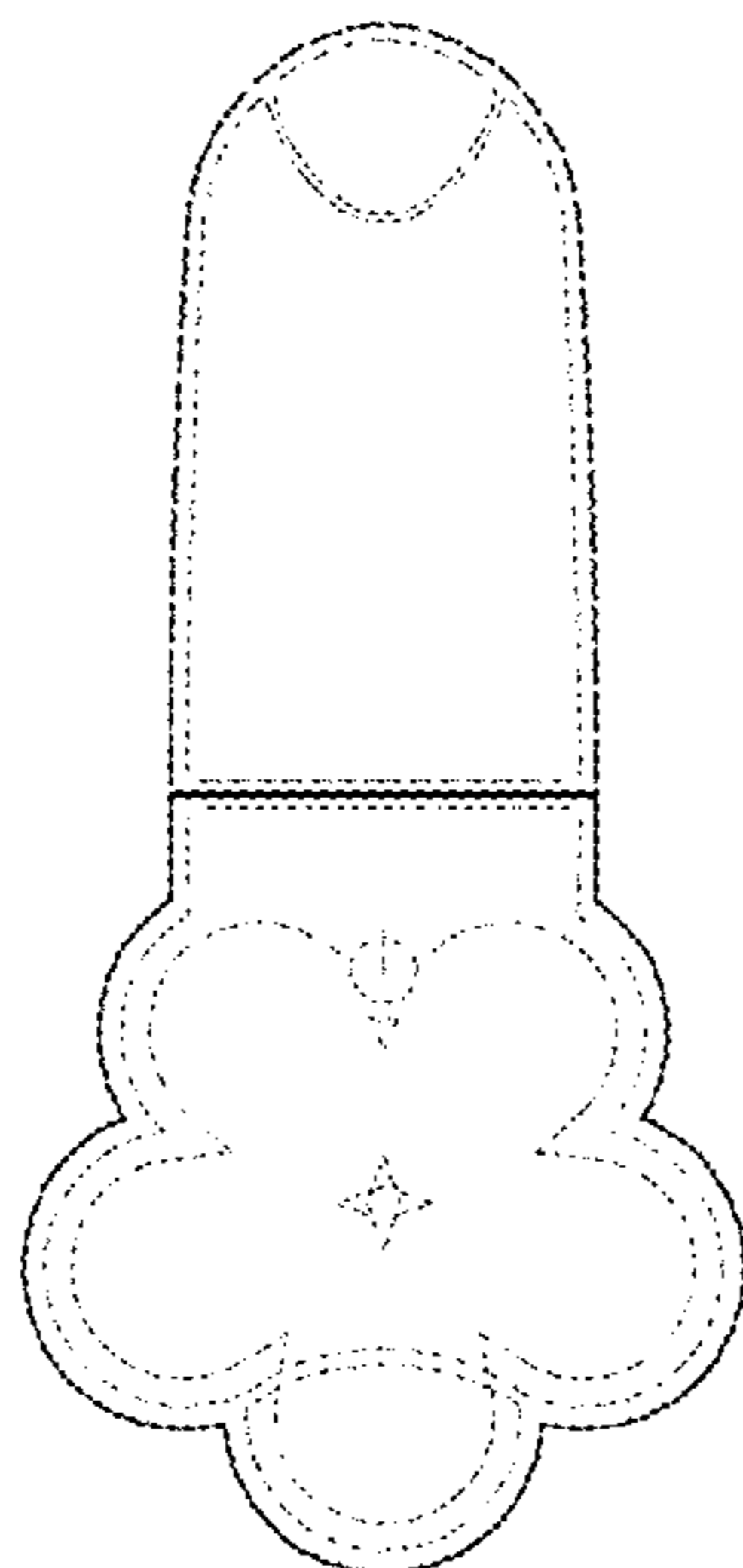
CLAIM

The ornamental design for a reflective strip, as shown and described.

DESCRIPTION

FIG. 1 is a front view of a reflective strip, showing our new design.
 FIG. 2 is a top view of the reflective strip.
 FIG. 3 is a left side view of the reflective strip.
 FIG. 4 is a right side view of the reflective strip.
 FIG. 5 is a bottom view of the reflective strip; and,
 FIG. 6 is a perspective view of the reflective strip, shown in a preferred environment in which the reflective strip is folded in half and clipped to a sleeve of a representative shirt, which is shown in a partial cut-away view.
 The back view is unornamented and not shown.
 Features illustrated in phantom lines are intended to show a preferred environment for the reflective strip and form no portion of the claimed invention.

1 Claim, 2 Drawing Sheets



(56)

References Cited

U.S. PATENT DOCUMENTS

6,000,111	A	12/1999	Deskins et al.	6,590,145	B2	7/2003	Doiron	
6,086,213	A	7/2000	Holce	6,652,106	B2 *	11/2003	Sloot	359/520
6,106,130	A	8/2000	Harding	6,988,298	B2	1/2006	Ternasky et al.	
6,170,959	B1	1/2001	Richardson, III	7,404,242	B1 *	7/2008	Perler	24/712.2
D442,506	S	5/2001	Allen	7,631,976	B2 *	12/2009	Rennick	359/515
6,224,234	B1	5/2001	Demmery	7,640,640	B1 *	1/2010	Watkins	24/712.3
D444,953	S *	7/2001	Marecki et al.	D624,247	S	9/2010	Thind	
6,264,335	B1 *	7/2001	Bass, Sr.	7,841,741	B2	11/2010	Chan et al.	
6,506,465	B1	1/2003	Sloot	D666,833	S	9/2012	Robinson	
D469,709	S	2/2003	Sloot	D699,007	S	2/2014	Willows et al.	
6,550,930	B1 *	4/2003	Portouche	D699,399	S	2/2014	Willows et al.	
			362/103	D699,898	S	2/2014	Willows et al.	
				D699,899	S	2/2014	Willows et al.	

* cited by examiner




FIG. 2

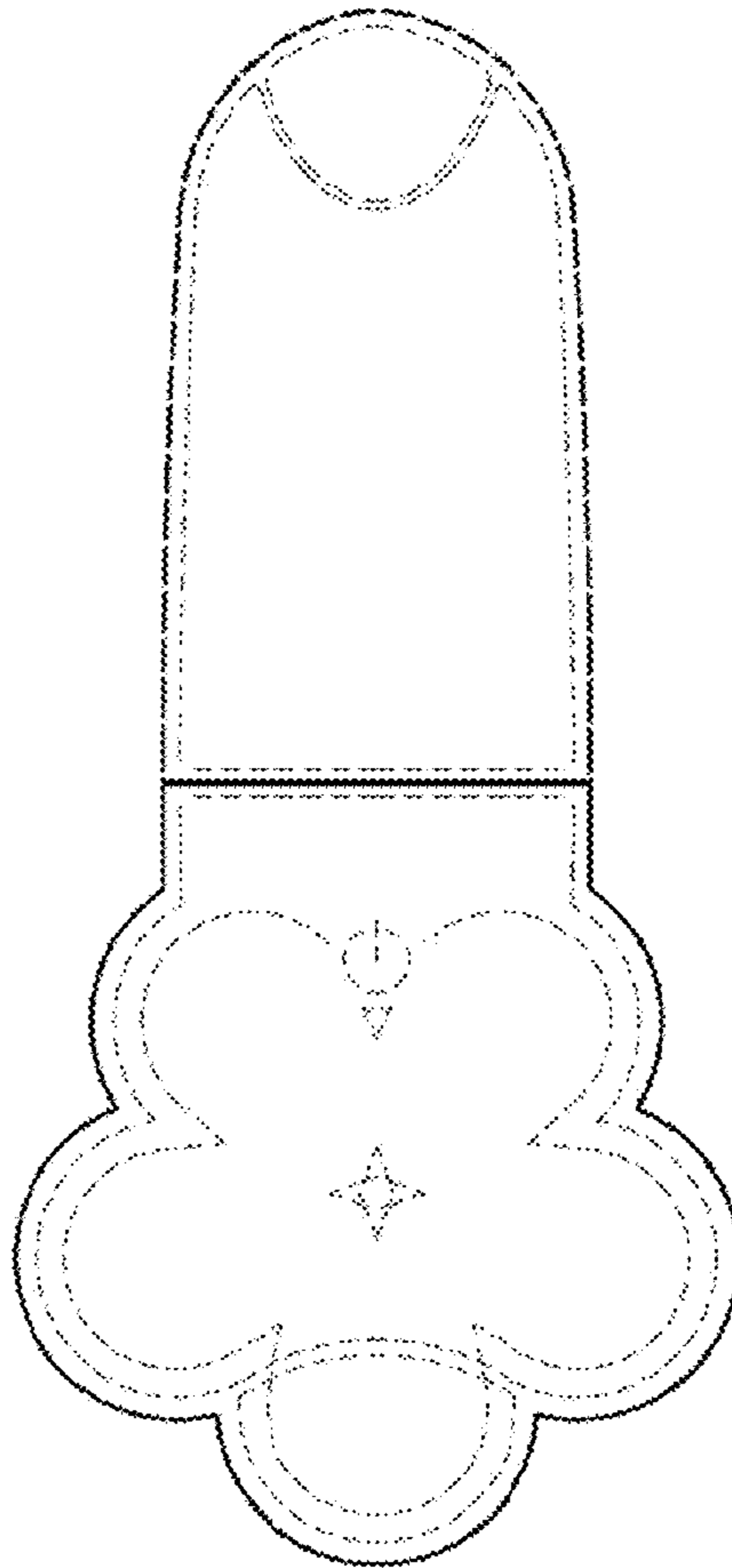


FIG. 3

FIG. 1

FIG. 4



FIG. 5




FIG. 6