



US00D725822S

(12) **United States Design Patent**
Liu

(10) **Patent No.:** **US D725,822 S**
(45) **Date of Patent:** **** Mar. 31, 2015**

(54) **ELECTRONIC CIGARETTE**
(71) Applicant: **Qiuming Liu**, Shenzhen (CN)
(72) Inventor: **Qiuming Liu**, Shenzhen (CN)
(73) Assignee: **Kimree Hi-Tech Inc.**, Tortola (VG)
(**) Term: **14 Years**

(21) Appl. No.: **29/454,580**
(22) Filed: **May 10, 2013**

(30) **Foreign Application Priority Data**
Apr. 26, 2013 (CN) 2013 3 0142639
(51) **LOC (10) Cl.** **27-01**
(52) **U.S. Cl.**
USPC **D27/101; D27/136**
(58) **Field of Classification Search**
CPC A24F 25/02; A24F 47/008; A24F 13/26;
A24F 13/24; A24F 47/00
USPC D27/100, 101, 103, 104, 105, 108, 125,
D27/163, 164, 170, 172, 174, 175, 183, 184,
D27/186, 187, 188, 189, 190, 191, 192, 194,
D27/195; D28/75, 76, 85; 4/258, 259, 267,
4/271, 283; 131/235.1, 270, 271, 272,
131/273, 329; D19/135, 167, 169, 170,
D19/925; 401/10, 214
See application file for complete search history.

(56) **References Cited**
U.S. PATENT DOCUMENTS
554,189 A * 2/1896 Kochendarfer 401/214
2,113,745 A * 4/1938 Pyatt 131/235.1
(Continued)


Primary Examiner — Barbara Fox
Assistant Examiner — Chelsea Sealey

(74) *Attorney, Agent, or Firm* — Cheng-Ju Chiang
(57) **CLAIM**
The ornamental design for a “electronic cigarette,” as shown and described.

DESCRIPTION

FIG. 1 is a front, top and left side perspective view of the first embodiment for a electronic cigarette showing my new design;
FIG. 2 is a rear, bottom and right side perspective view of FIG. 1;
FIG. 3 is a front elevational view of FIG. 1;
FIG. 4 is a rear elevational view of FIG. 1;
FIG. 5 is a left side elevational view of FIG. 1;
FIG. 6 is a right side elevational view of FIG. 1;
FIG. 7 is a top plan view of FIG. 1;
FIG. 8 is a bottom plan view of FIG. 1;
FIG. 9 is a front, top and left side perspective view of the second embodiment for a electronic cigarette showing my new design;
FIG. 10 is a rear, bottom and right side perspective view of FIG. 9;
FIG. 11 is a front elevational view of FIG. 9;
FIG. 12 is a rear elevational view of FIG. 9;
FIG. 13 is a left side elevational view of FIG. 9;
FIG. 14 is a right side elevational view of FIG. 9;
FIG. 15 is a top plan view of FIG. 9;
FIG. 16 is a bottom plan view of FIG. 9;
FIG. 17 is a front, top and left side perspective view of the third embodiment for a electronic cigarette showing my new design;
FIG. 18 is a rear, bottom and right side perspective view of FIG. 17;
FIG. 19 is a front elevational view of FIG. 17;
FIG. 20 is a rear elevational view of FIG. 17;
FIG. 21 is a left side elevational view of FIG. 17;
FIG. 22 is a right side elevational view of FIG. 17;
FIG. 23 is a top plan view of FIG. 17; and,
FIG. 24 is a bottom plan view of FIG. 17.

1 Claim, 24 Drawing Sheets



(56)

References Cited

U.S. PATENT DOCUMENTS

5,269,327	A *	12/1993	Counts et al.	131/194	6,431,177	B1 *	8/2002	Sieggen et al.	131/256
5,345,953	A *	9/1994	Taylor	131/256	D614,346	S *	4/2010	Lik	D27/101
5,535,735	A *	7/1996	McPherson	128/202.21	D633,560	S *	3/2011	Clivio	D19/45
5,676,480	A *	10/1997	Tosto	401/10	D662,257	S *	6/2012	Alelov	D27/101
D426,311	S *	6/2000	Horowitz et al.	D24/215	8,528,569	B1 *	9/2013	Newton	131/194
					D695,449	S *	12/2013	Tucker et al.	D27/101
					2005/0016550	A1 *	1/2005	Katase	131/194
					2013/0019887	A1 *	1/2013	Liu	131/329

* cited by examiner




FIG. 1




FIG. 2




FIG. 3




FIG. 4




FIG. 5




FIG. 6

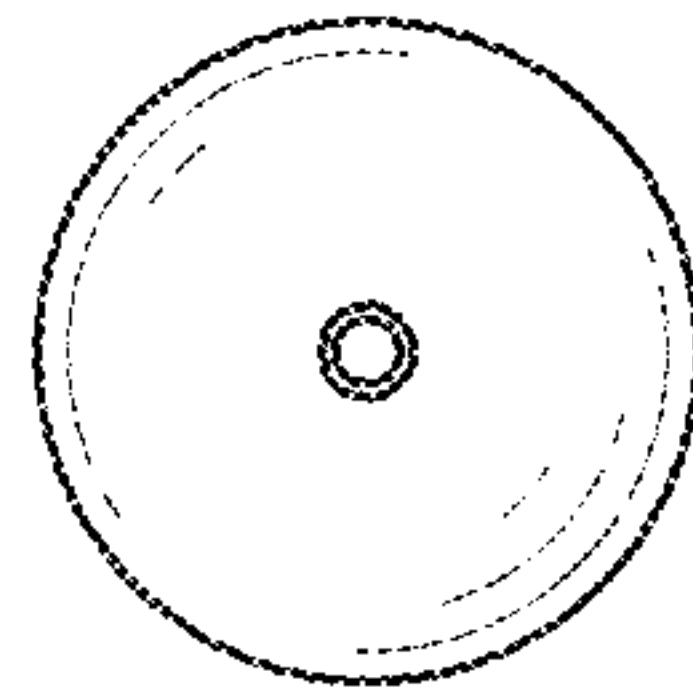


FIG. 7

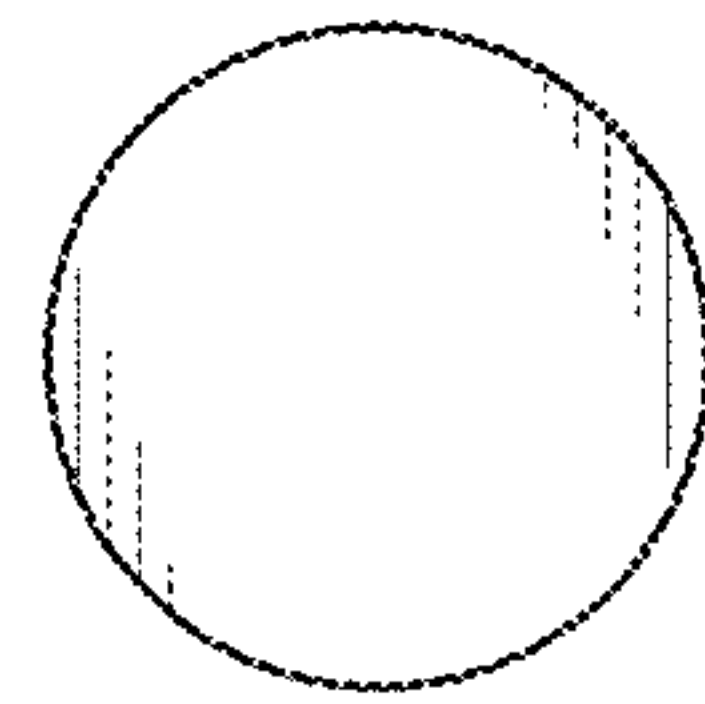


FIG. 8




FIG. 9




FIG. 10




FIG. 11




FIG. 12




FIG. 13




FIG. 14

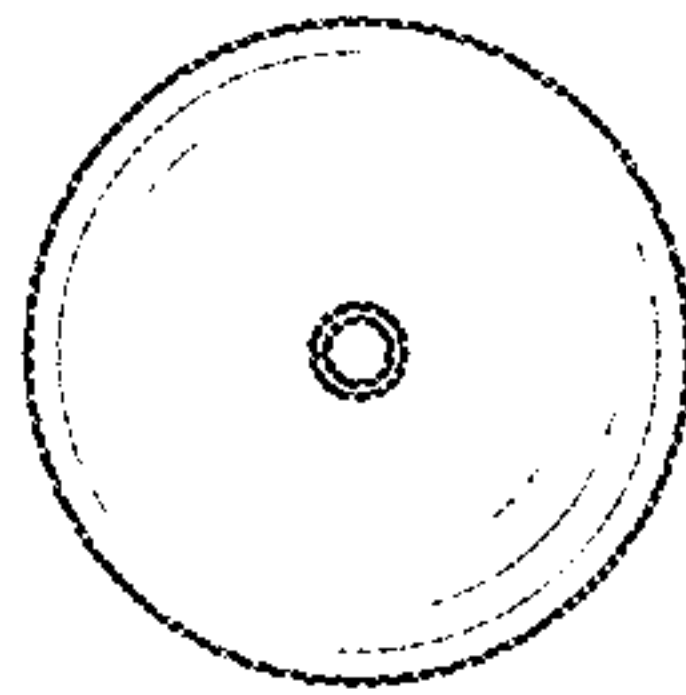


FIG. 15

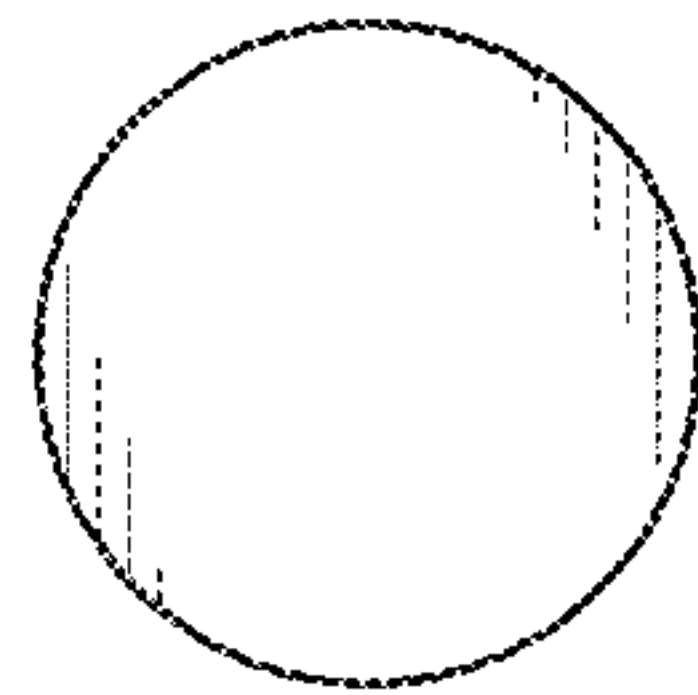


FIG. 16

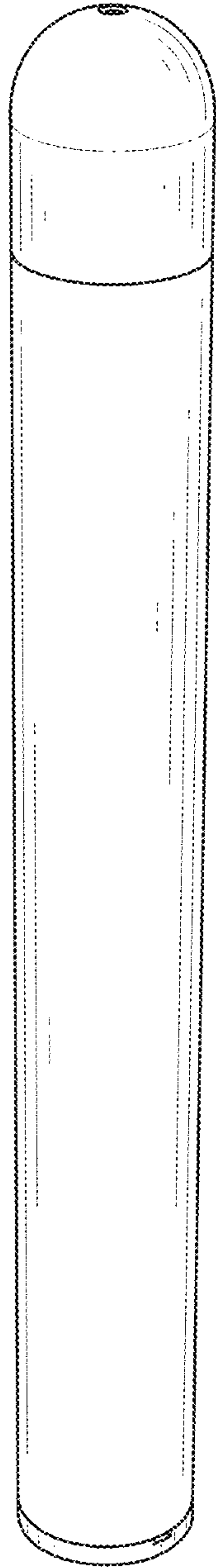


FIG. 17




FIG. 18




FIG. 19




FIG. 20




FIG. 21




FIG. 22

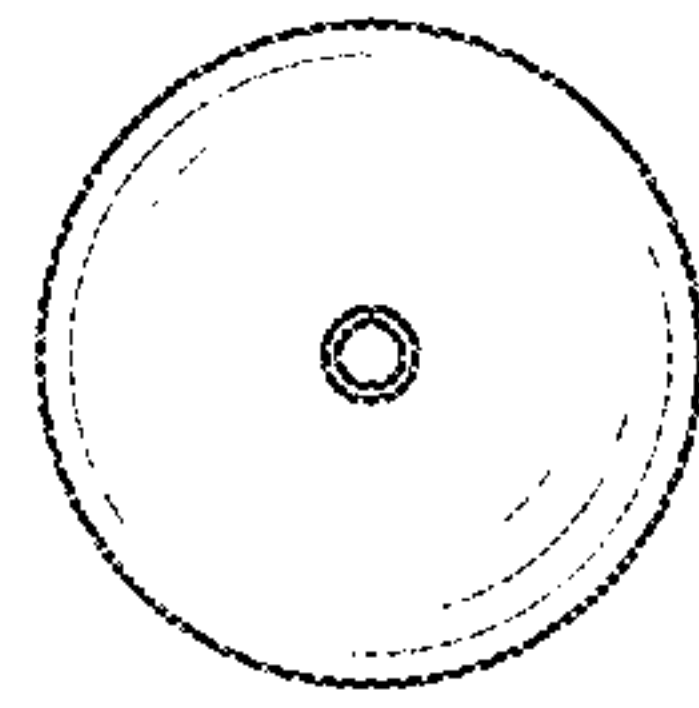


FIG. 23

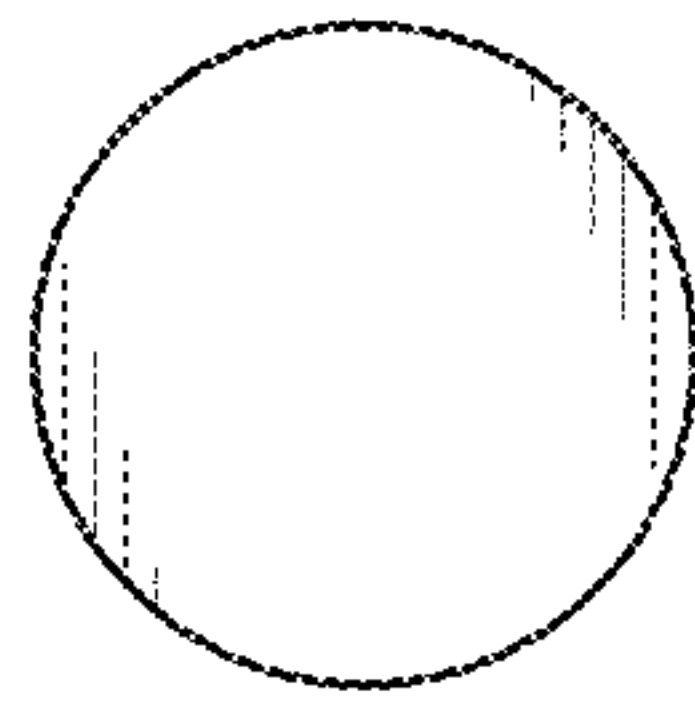


FIG. 24