



US00D725799S

(12) **United States Design Patent**
Siderias

(10) **Patent No.:** **US D725,799 S**
(45) **Date of Patent:** **** Mar. 31, 2015**

(54) **FACADE FOR WINDOW-MOUNTED AIR
CONDITIONER**

(71) Applicant: **Ioanis Siderias**, Clinton Corners, NY
(US)

(72) Inventor: **Ioanis Siderias**, Clinton Corners, NY
(US)

(**) Term: **14 Years**

(21) Appl. No.: **29/472,407**

(22) Filed: **Nov. 12, 2013**

(51) **LOC (10) Cl.** **25-02**

(52) **U.S. Cl.**
USPC **D25/141; D23/354**

(58) **Field of Classification Search**
USPC D23/351-354, 314, 333, 341, 386;
D30/108; D6/610; D25/53, 138, 139,
D25/141, 143, 144; 52/73, 664, 555, 309.1,
52/519, 520, 522, 531, 529, 202; 150/165;
454/202, 204, 224; 62/262; 119/452,
119/484

See application file for complete search history.

(56) **References Cited**

U.S. PATENT DOCUMENTS

2,820,535	A *	1/1958	Hutchison	52/520
3,006,498	A *	10/1961	Thiede et al.	D23/354
3,157,965	A *	11/1964	Watson	52/520
3,218,772	A *	11/1965	Martin	52/520
3,703,795	A *	11/1972	Mattes	52/521
4,186,538	A *	2/1980	Marcum, Jr.	52/521
D291,249	S *	8/1987	Manning	D25/141
4,788,805	A *	12/1988	Shaw	52/202
5,363,623	A *	11/1994	King	52/520
5,622,020	A *	4/1997	Wood	52/521
D394,901	S *	6/1998	Governale et al.	D23/354

5,768,844	A *	6/1998	Grace et al.	52/529
D397,777	S *	9/1998	Mack, Jr.	D23/354
5,946,876	A *	9/1999	Grace et al.	52/520
D449,121	S *	10/2001	Hunter et al.	D25/139
6,295,777	B1 *	10/2001	Hunter et al.	52/519
D450,138	S *	11/2001	Barber	D25/141
6,321,500	B1 *	11/2001	Manning et al.	52/555
D634,413	S *	3/2011	Wallace	D23/354
D659,858	S *	5/2012	Schaefer	D25/141
D707,856	S *	6/2014	Cochrane	D25/143

* cited by examiner

Primary Examiner — Brian N Vinson

(74) *Attorney, Agent, or Firm* — Klein, O'Neill & Singh, LLP

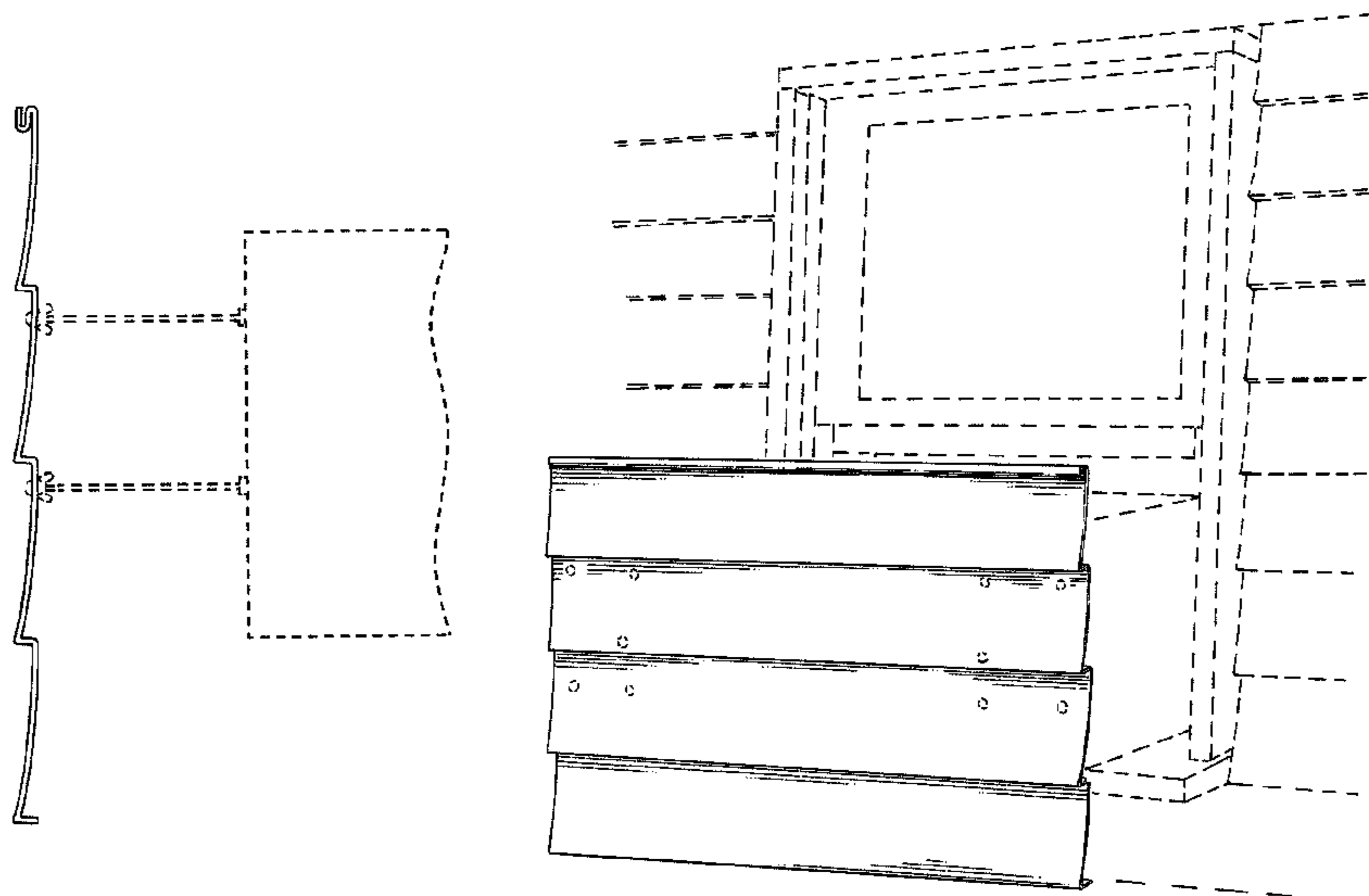
(57) **CLAIM**

The ornamental design for a façade for a window-mounted air conditioner, as shown and described.

DESCRIPTION

FIG. 1 is a front elevation view of a façade for a window-mounted air conditioner, in accordance with my new design; FIG. 2 is a rear elevation view of the façade for a window-mounted air conditioner shown in FIG. 1; FIG. 3 is a top plan view of the façade for a window-mounted air conditioner shown in FIG. 1; FIG. 4 is a bottom plan view of the façade for a window-mounted air conditioner shown in FIG. 1; FIG. 5 is a side elevation view of the façade for a window-mounted air conditioner shown in FIG. 1, taken from the right side of FIG. 1, the side elevation view taken from the left side of FIG. 1 being the mirror image thereof; and, FIG. 6 is a front perspective view of the façade for a window-mounted air conditioner shown in FIG. 1, showing the façade as installed on an air conditioner mounted in a window. The phantom lining illustrates environmental structure that forms no part of the claimed design.

1 Claim, 6 Drawing Sheets



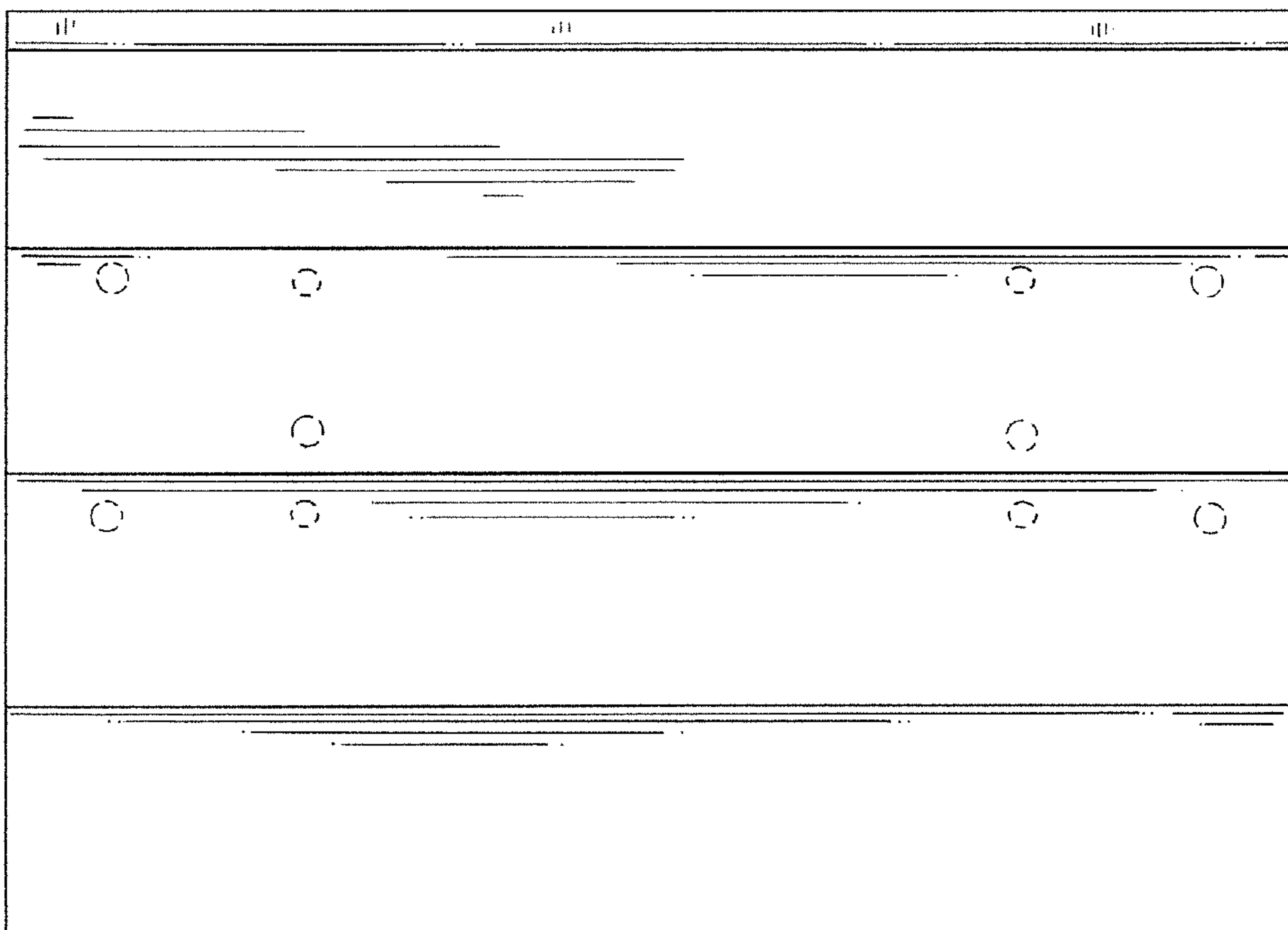


FIG. 1

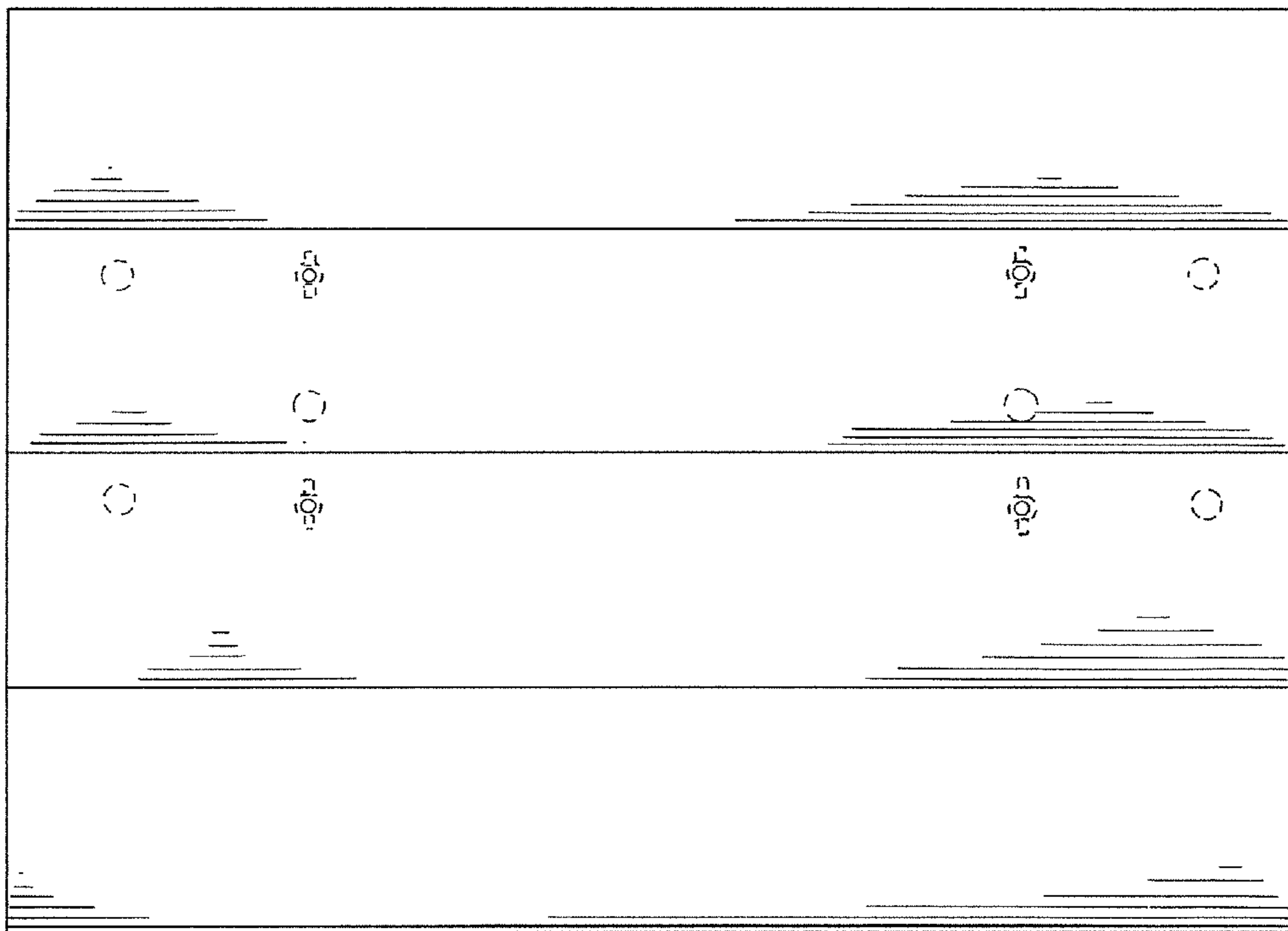


FIG. 2

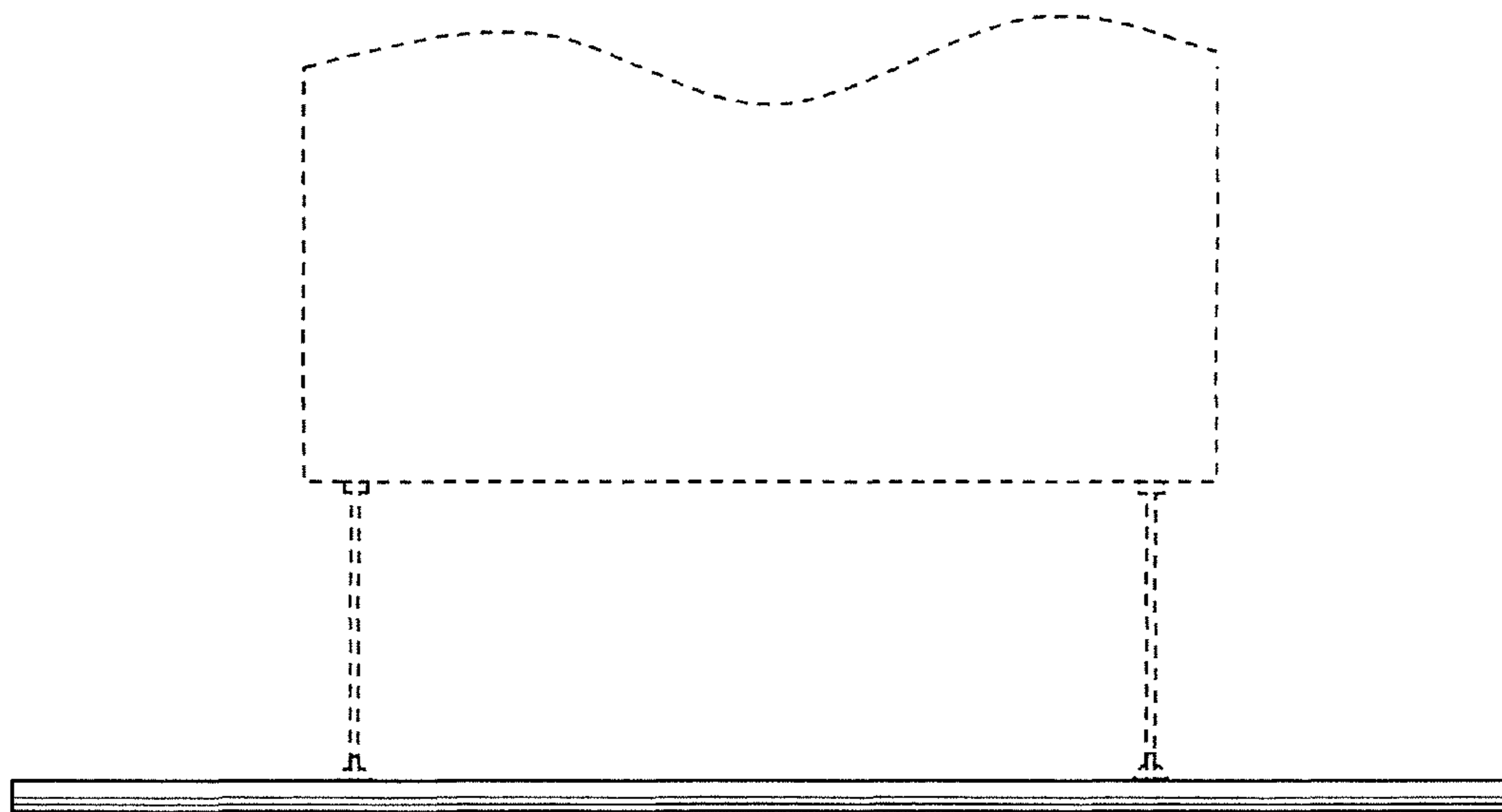


FIG. 3

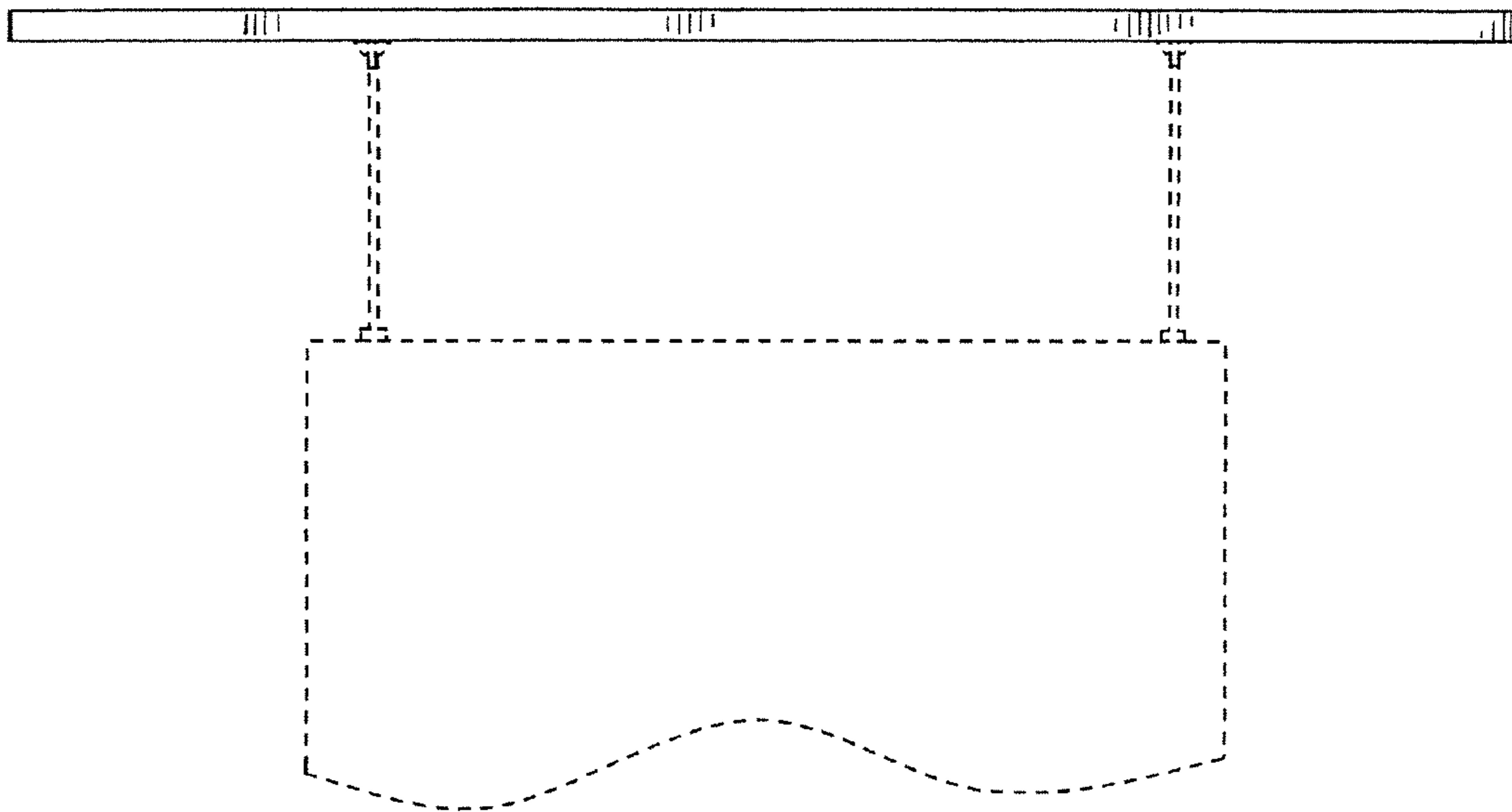


FIG. 4

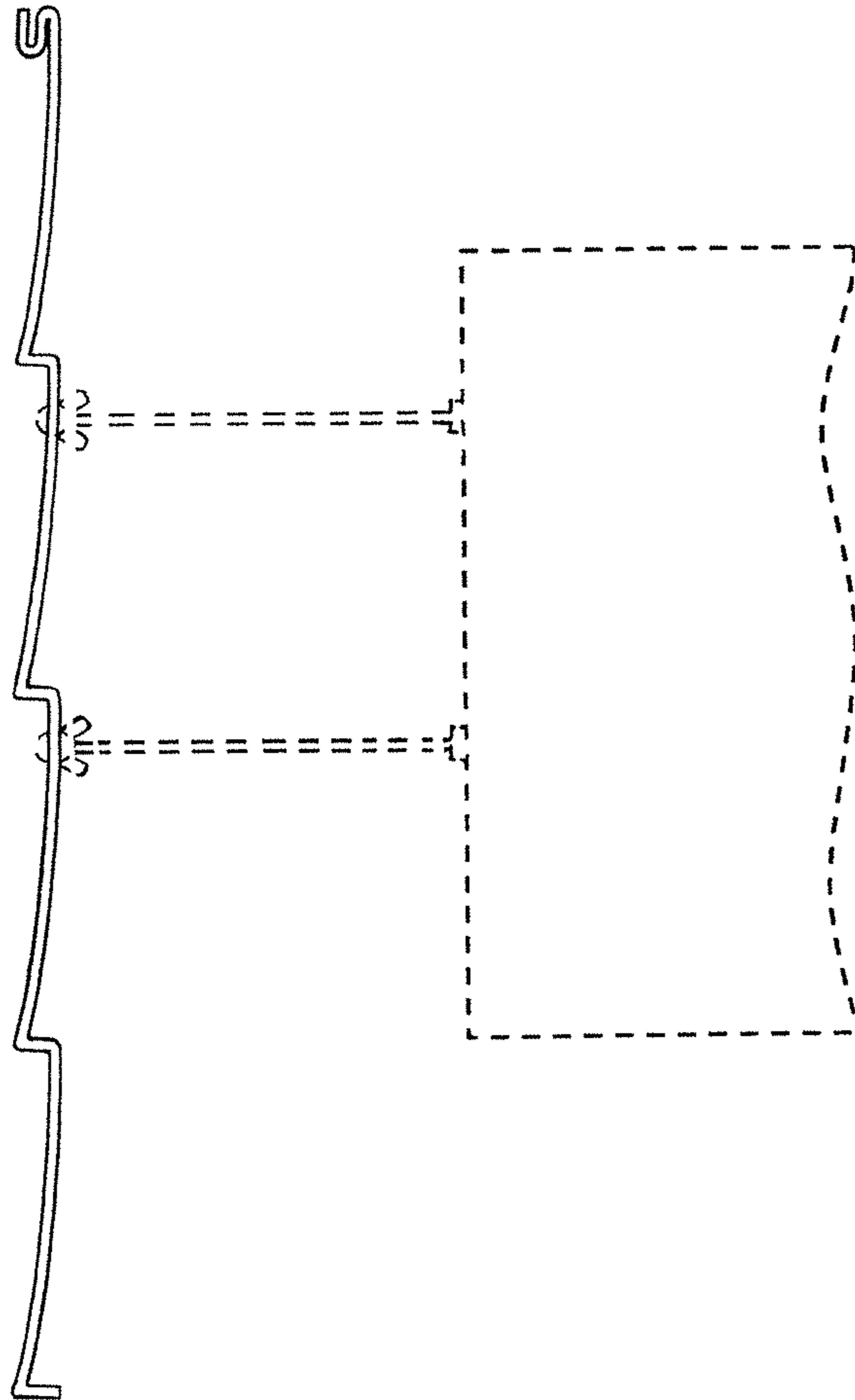


FIG. 5

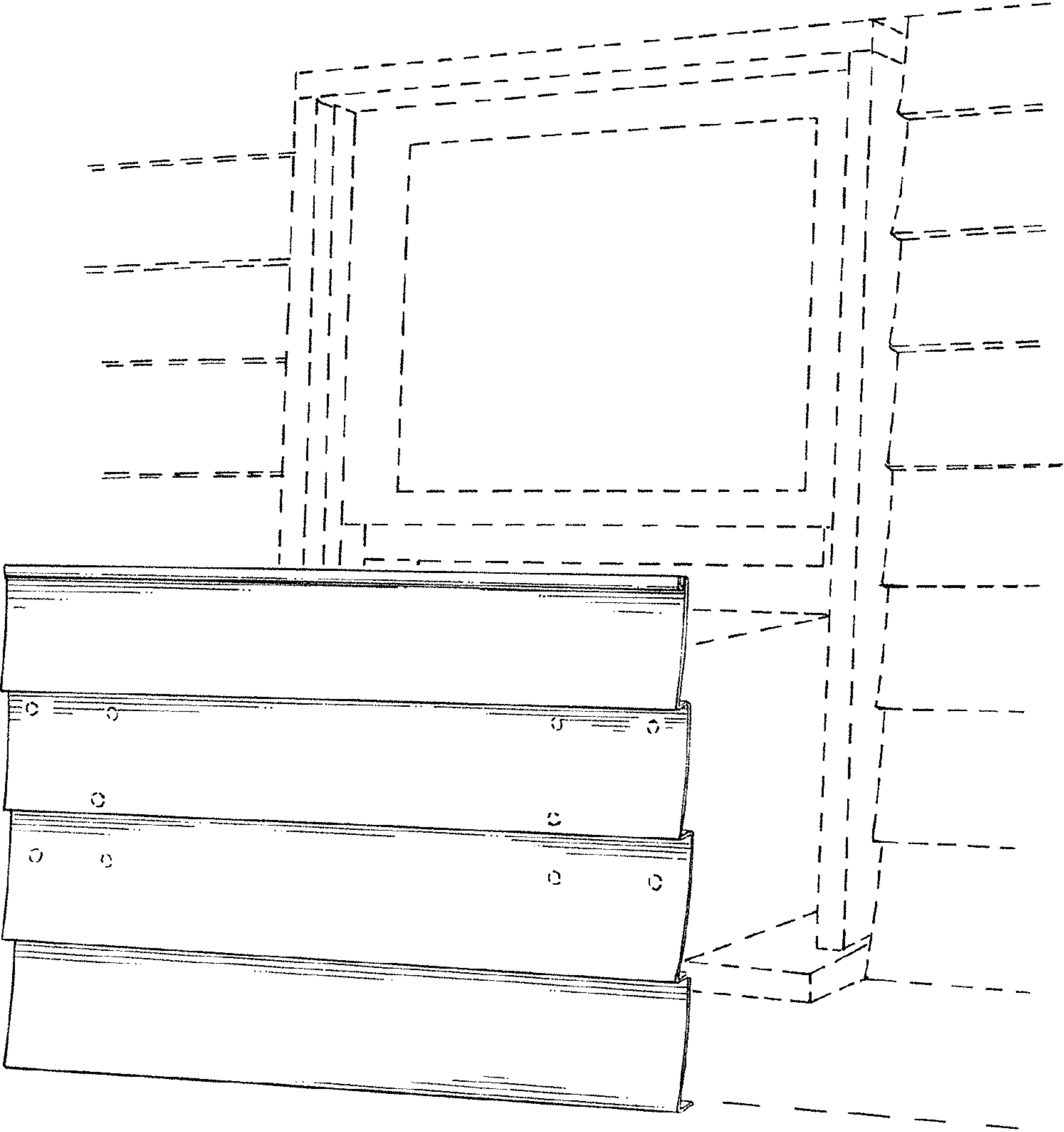


FIG. 6