



US00D725784S

(12) **United States Design Patent**  
**Xia et al.**

(10) **Patent No.:** **US D725,784 S**  
(45) **Date of Patent:** **\*\* Mar. 31, 2015**

- (54) **PATIENT MONITOR**
- (71) Applicant: **General Electric Company**,  
Schenectady, NY (US)
- (72) Inventors: **Lei Xia**, Shanghai (CN); **Duncan Lovel**  
**Trevor-Wilson**, Shanghai (CN); **Jun**  
**Hou**, Shanghai (CN)
- (73) Assignee: **General Electric Company**,  
Schenectady, NY (US)
- (\*\*) Term: **14 Years**
- (21) Appl. No.: **29/481,631**
- (22) Filed: **Feb. 7, 2014**
- (51) **LOC (10) Cl.** ..... **24-01**
- (52) **U.S. Cl.**  
USPC ..... **D24/186**
- (58) **Field of Classification Search**  
USPC ..... D24/138, 160, 164-165, 167-169,  
D24/185-186, 158; 600/301, 481, 483-485,  
600/509, 513, 519, 544; 128/900; D10/81,  
D10/104; D14/381, 126, 371  
See application file for complete search history.

D598,113 S *	8/2009	Flaction et al. ....	D24/187
D606,659 S *	12/2009	Kiani et al. ....	D24/186
D613,411 S *	4/2010	Collins et al. ....	D24/186
D621,515 S *	8/2010	Chua et al. ....	D24/186
D634,435 S *	3/2011	Chua et al. ....	D24/186
D639,434 S *	6/2011	Wodecki et al. ....	D24/160
D650,484 S *	12/2011	Shinohara et al. ....	D24/186
D657,059 S *	4/2012	Geijsen et al. ....	D24/160
D657,061 S *	4/2012	Wu et al. ....	D24/186
D658,295 S *	4/2012	Geijsen et al. ....	D24/158

\* cited by examiner

*Primary Examiner* — T. Chase Nelson

*Assistant Examiner* — Mark Cavanna

(74) *Attorney, Agent, or Firm* — Alleman Hall McCoy  
Russell & Tuttle LLP

(57) **CLAIM**

The ornamental design for a patient monitor, as shown and described.

**DESCRIPTION**

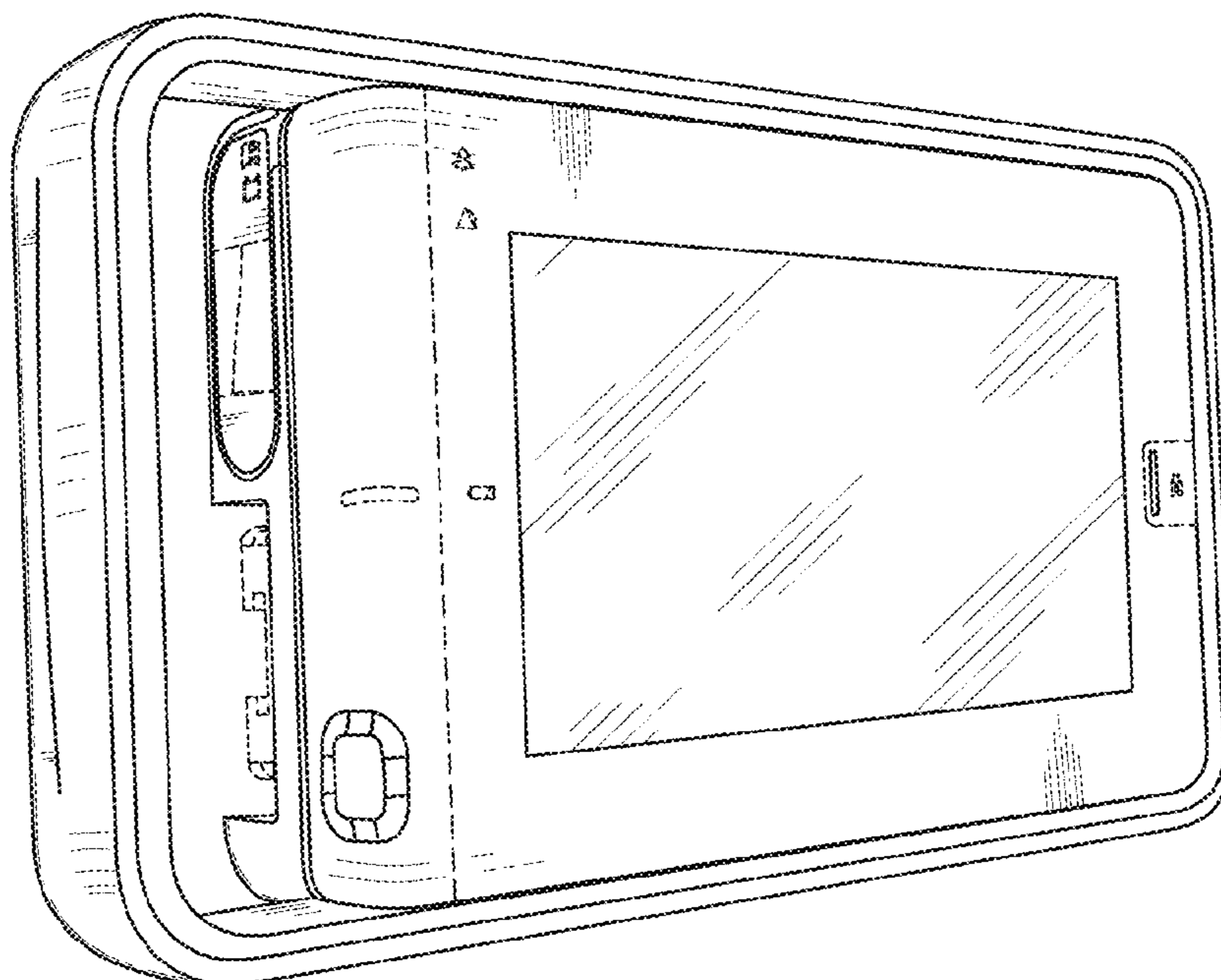
FIG. 1 is a front-left perspective view of a design for a patient monitor according to the present invention.  
 FIG. 2 is a front view of the patient monitor of FIG. 1.  
 FIG. 3 is a rear view of the patient monitor of FIG. 1.  
 FIG. 4 is right side view of the patient monitor of FIG. 1.  
 FIG. 5 is a left side view of the patient monitor of FIG. 1.  
 FIG. 6 is a top view of the patient monitor of FIG. 1; and,  
 FIG. 7 is a bottom view of the patient monitor of FIG. 1.  
 The broken lines in the drawings are for purpose of illustrating portions of the patient monitor that form no part of the claimed design.

(56) **References Cited**

U.S. PATENT DOCUMENTS

D414,870 S *	10/1999	Saltzstein et al. ....	D24/186
D535,031 S *	1/2007	Barrett et al. ....	D24/186
D547,454 S *	7/2007	Hsieh .....	D24/186

**1 Claim, 7 Drawing Sheets**



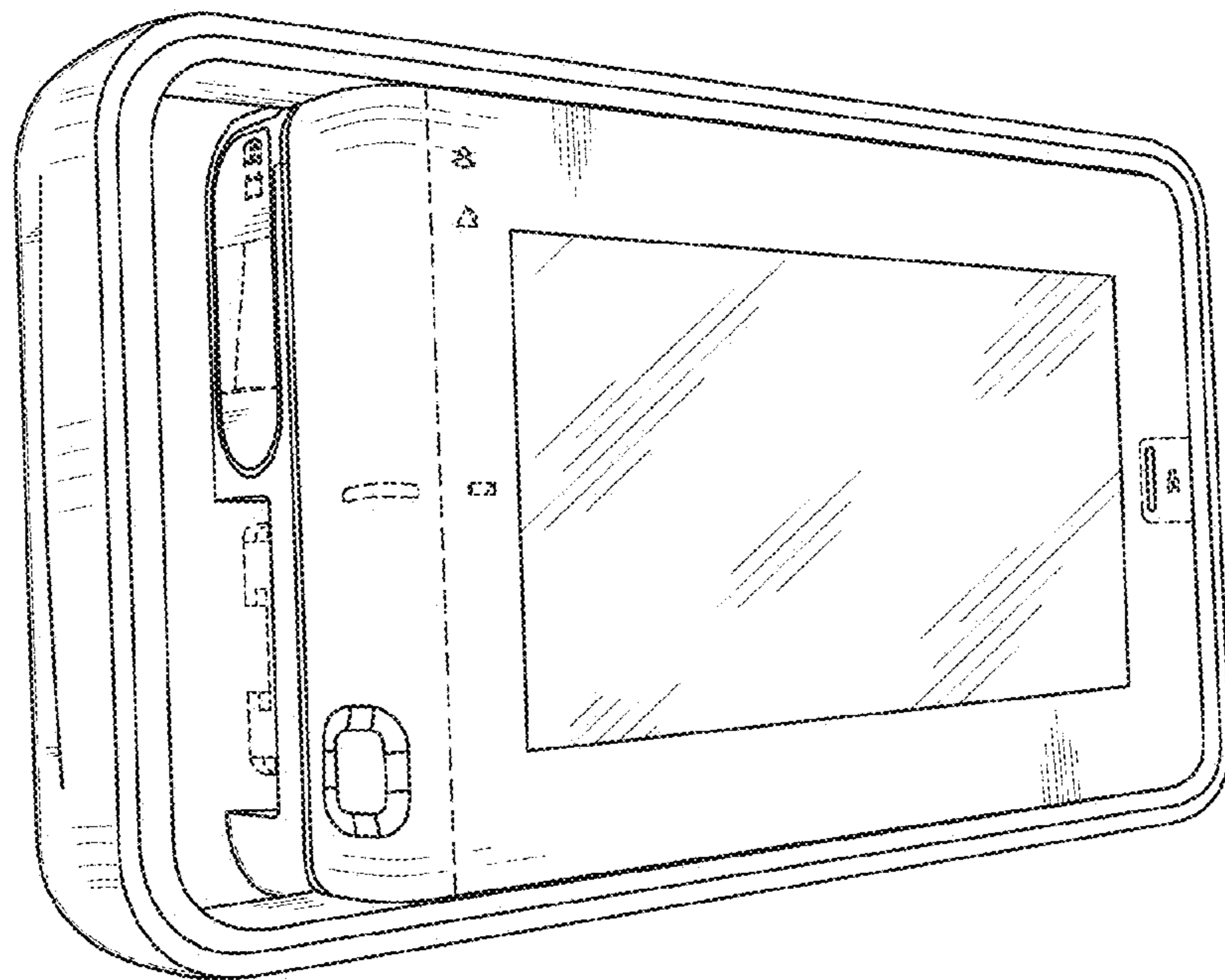


FIG. 1

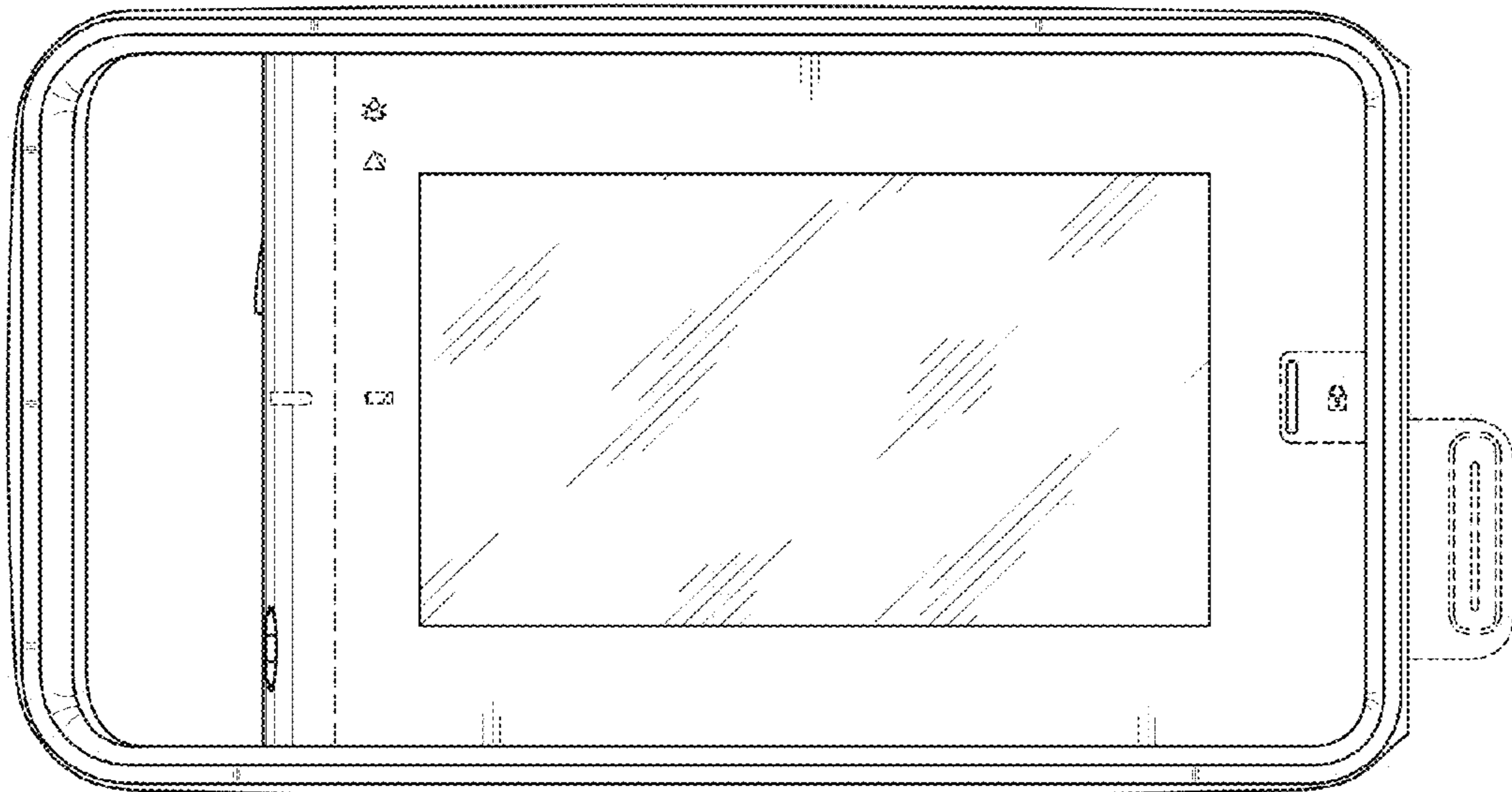


FIG. 2

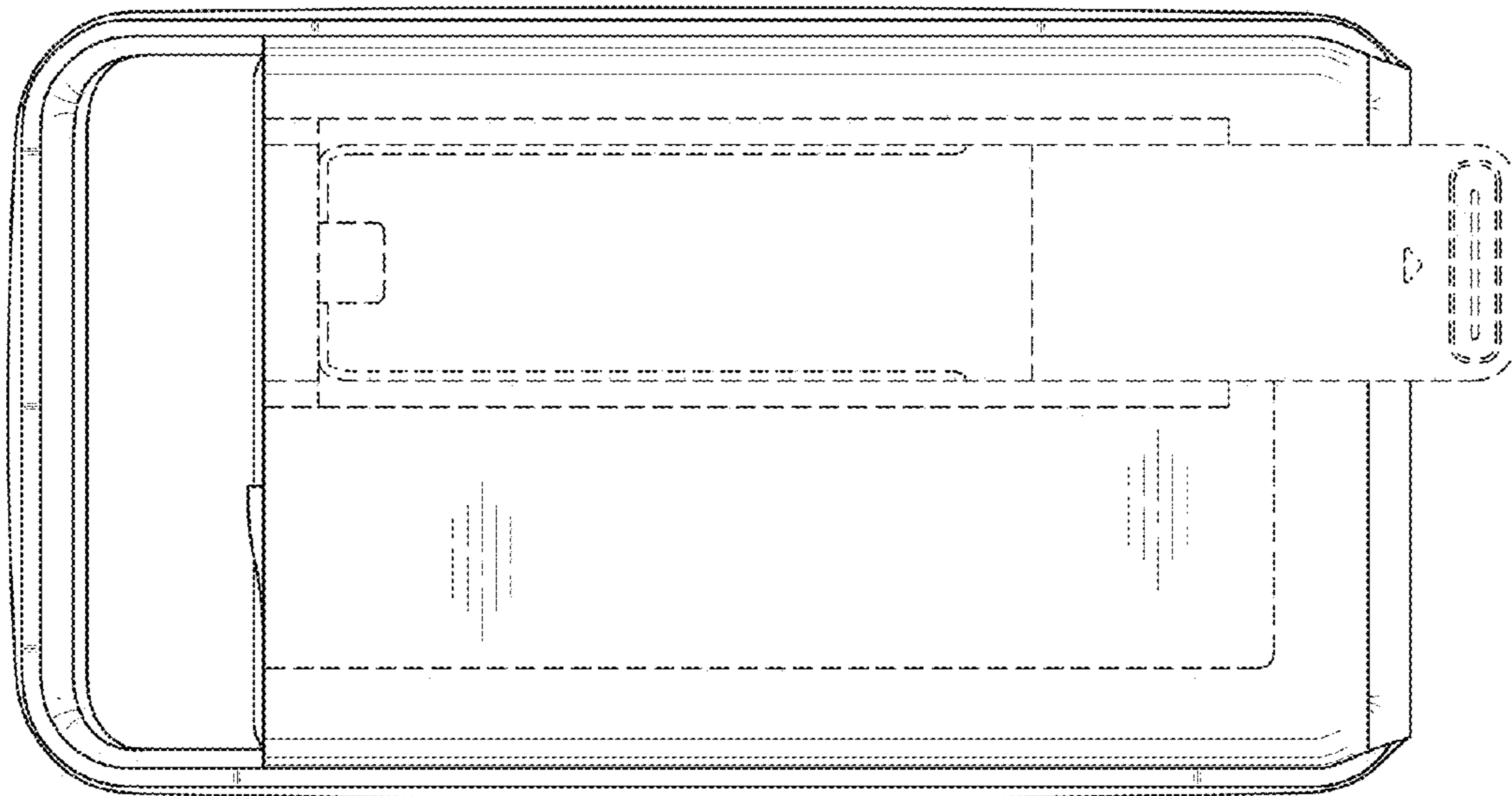


FIG. 3

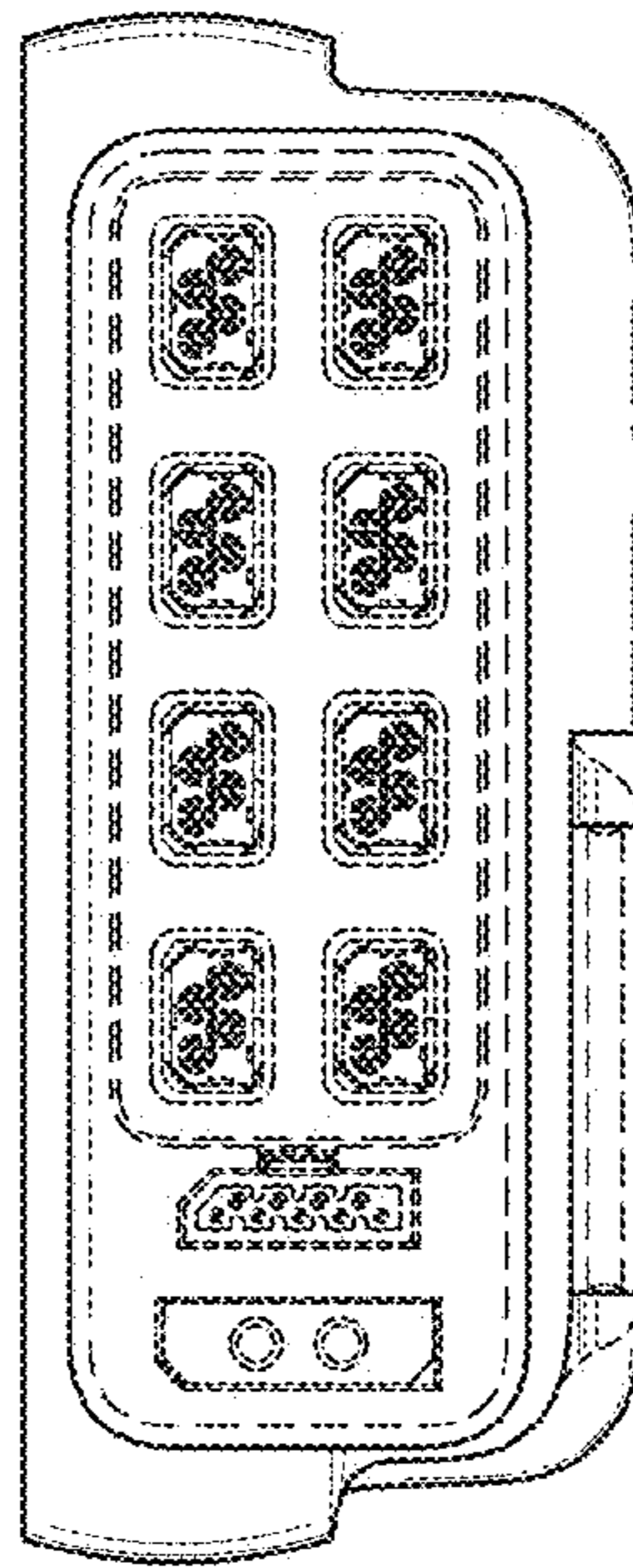


FIG. 4

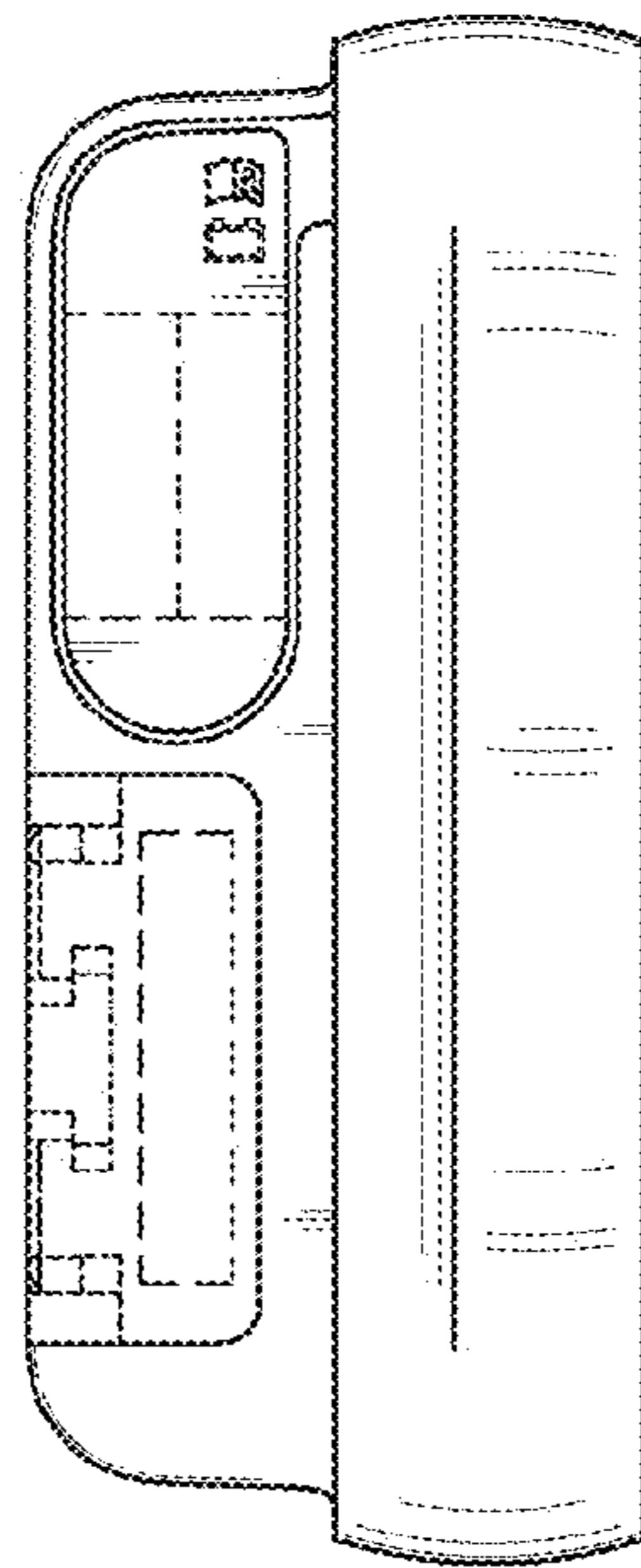


FIG. 5



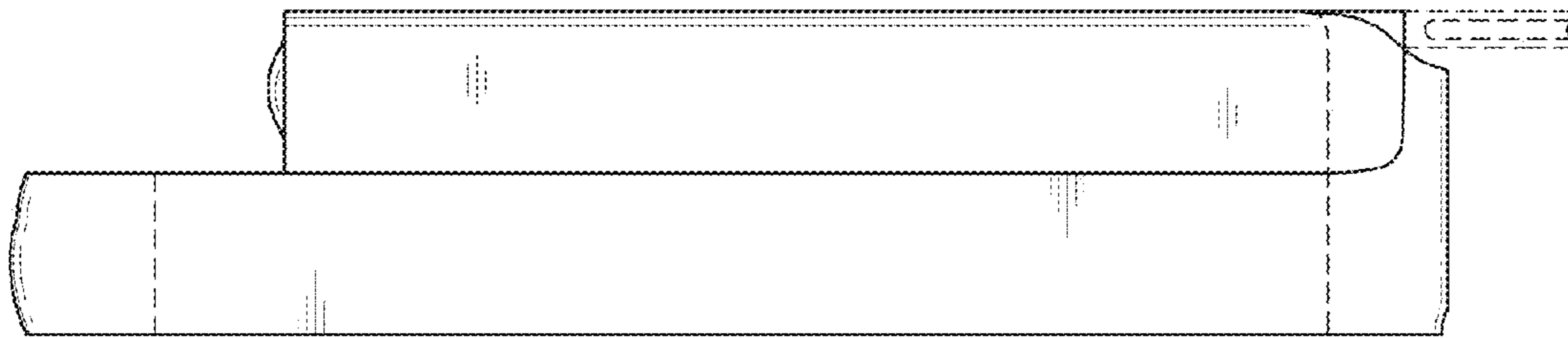


FIG. 6




FIG. 7