



US00D725776S

(12) **United States Design Patent**
Lee

(10) **Patent No.:** **US D725,776 S**
(45) **Date of Patent:** **** Mar. 31, 2015**

(54) **ACUPOTOMY NEEDLE**
(75) Inventor: **Geon-Mok Lee**, Gunpo-si (KR)
(73) Assignee: **Geon-Mok Lee**, Gunpo-si (KR)
(**) Term: **14 Years**

D565,733 S * 4/2008 Andre D24/147
D571,008 S * 6/2008 Wu D24/135
D571,913 S * 6/2008 Wu D24/135
D575,396 S * 8/2008 Wu D24/135
D580,052 S * 11/2008 White D24/133
8,226,540 B1 * 7/2012 Chi 600/9
D690,009 S * 9/2013 Schembre et al. D24/130
D691,274 S * 10/2013 Buckels et al. D24/167
D710,008 S * 7/2014 Yoo D24/147

(21) Appl. No.: **29/412,179**
(22) Filed: **Jan. 31, 2012**

* cited by examiner

(30) **Foreign Application Priority Data**

Primary Examiner — Ian Simmons
Assistant Examiner — Carissa C Fitts
(74) *Attorney, Agent, or Firm* — Lowe Hauptman & Ham, LLP

Oct. 7, 2011 (KR) 30-2011-0041557

(51) **LOC (10) Cl.** **24-02**
(52) **U.S. Cl.**
USPC **D24/147**

(57) **CLAIM**
The ornamental design for an acupotomy needle, as shown and described.

(58) **Field of Classification Search**
USPC D24/146, 147, 133, 142, 130; 606/189, 606/204, 167, 142, 79, 82-85, 131-133, 606/170, 171, 166, 161, 176-182; 600/557, 600/587, 9; D8/98; 30/50, 51, 41, 346-357; 128/907; 206/365
See application file for complete search history.

DESCRIPTION

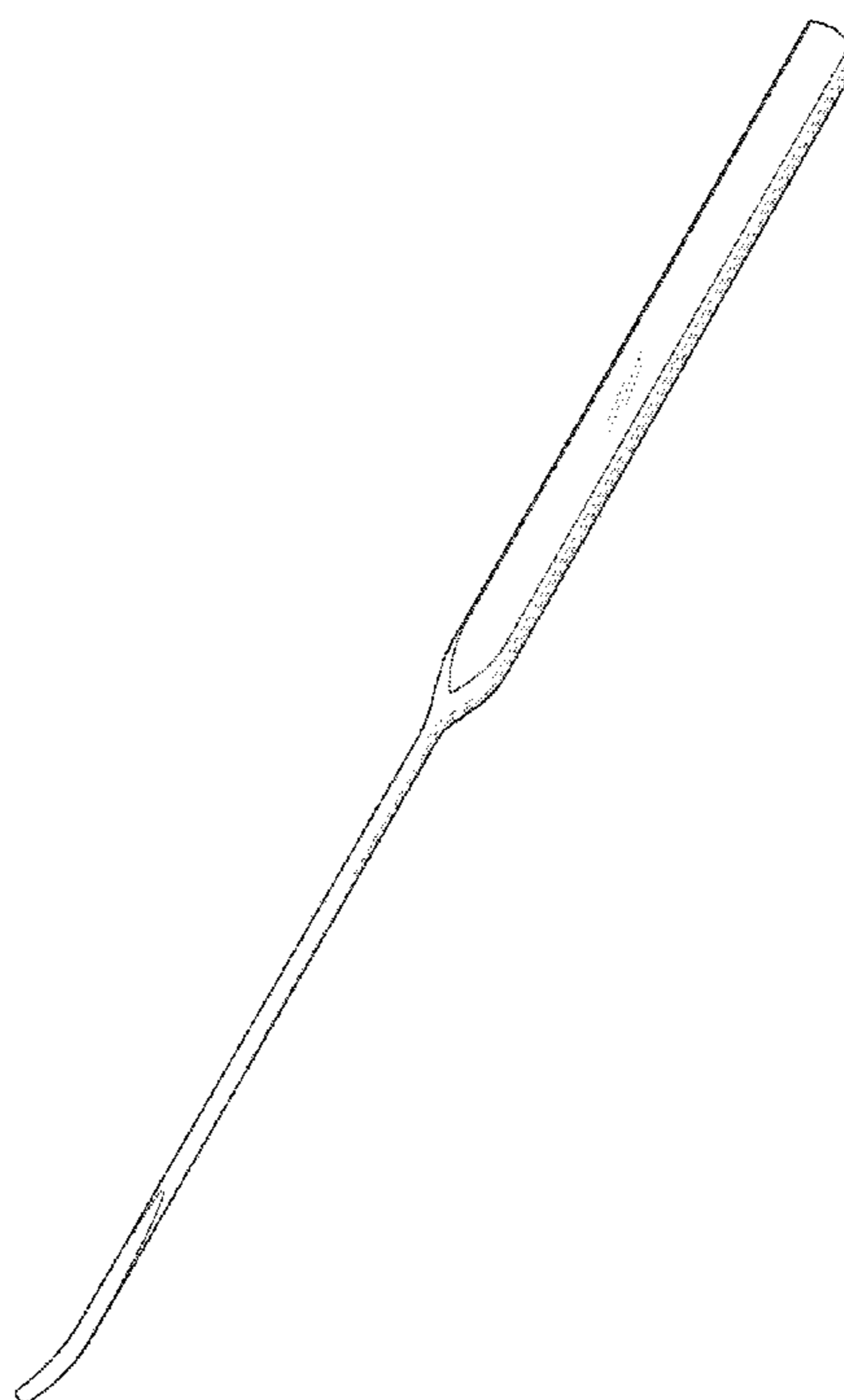
(56) **References Cited**

FIG. 1 is a perspective view of an acupotomy needle showing my/our new design;
FIG. 2 is a front view thereof;
FIG. 3 is a rear view thereof;
FIG. 4 is a left side view thereof;
FIG. 5 is an enlarged top plan view thereof;
FIG. 6 is an enlarged bottom plan view thereof;
FIG. 7 is an enlarged partial view showing section 7 in FIG. 3;
FIG. 8 is an enlarged partial view showing section 8 in FIG. 4; and,
FIG. 9 is an enlarged partial view showing section 9 in FIG. 4.

U.S. PATENT DOCUMENTS

3,861,392 A * 1/1975 Moen 606/189
D285,835 S * 9/1986 Hanses D24/152
D291,595 S * 8/1987 Armstrong D24/147
D443,058 S * 5/2001 Mulhauser et al. D24/145
D523,554 S * 6/2006 Weisel D24/145
D526,061 S * 8/2006 Nam D24/146
D533,944 S * 12/2006 Sullivan et al. D24/147

1 Claim, 8 Drawing Sheets



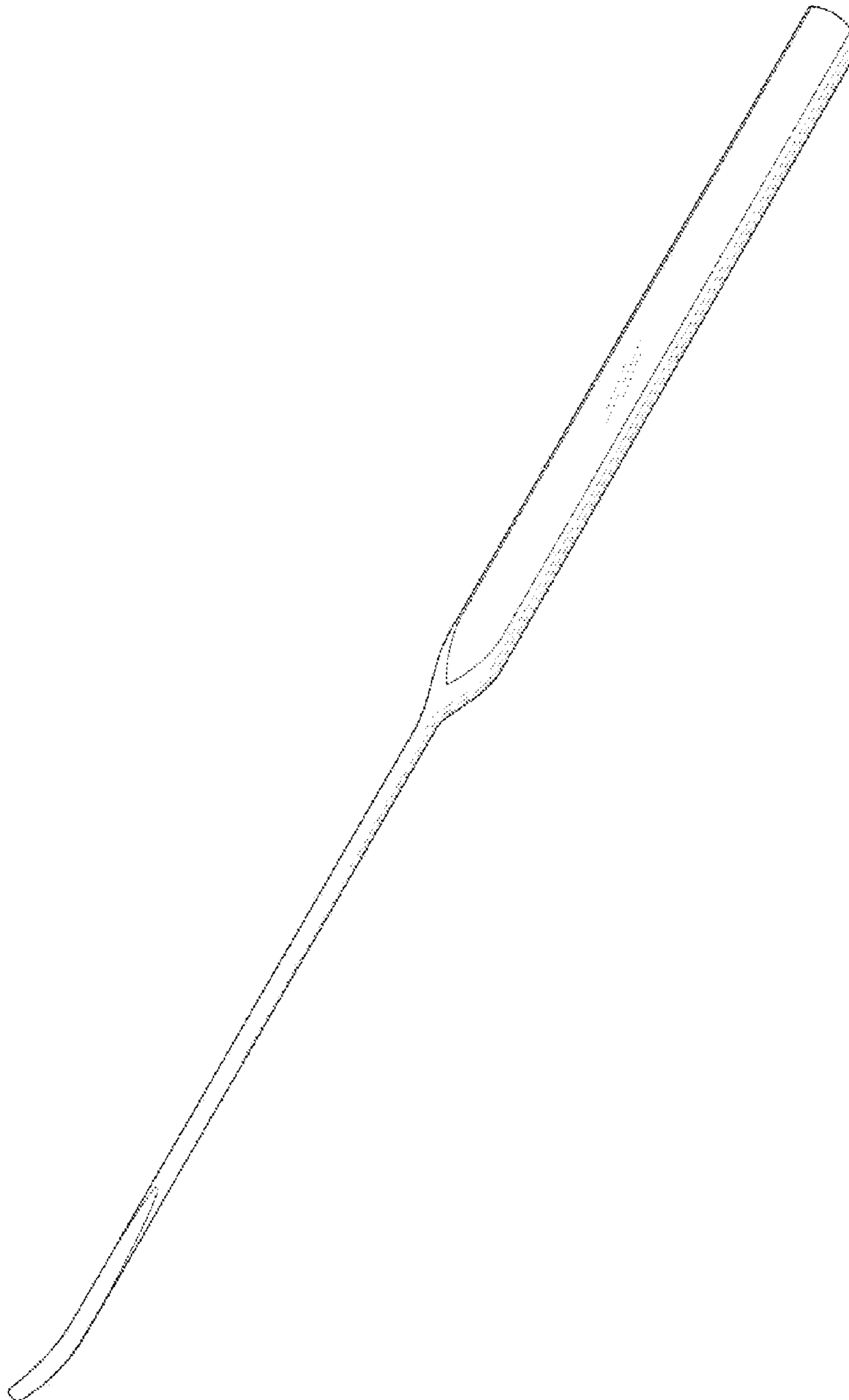


FIG.1



FIG.2

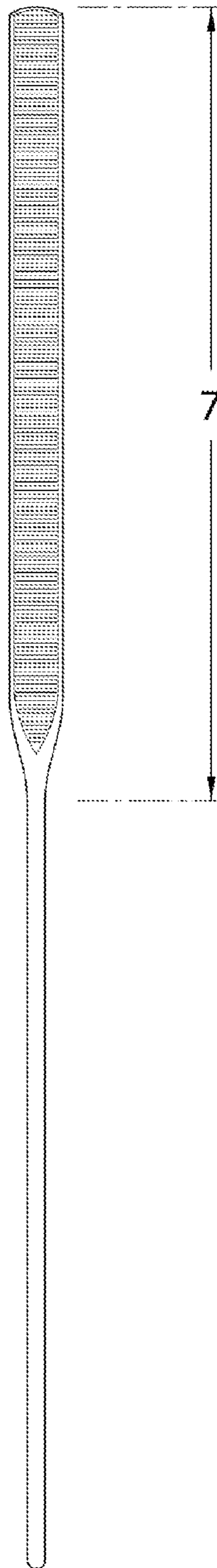


FIG.3

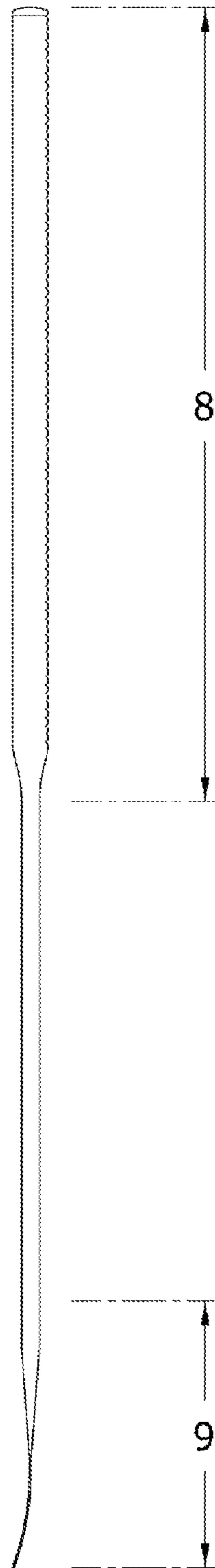


FIG.4




FIG.5

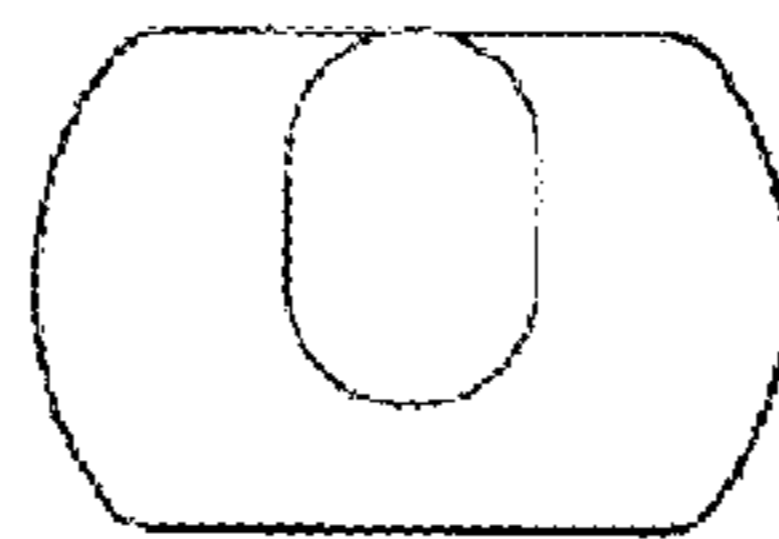


FIG.6




FIG.7



FIG.8




FIG.9