



US00D725756S

(12) **United States Design Patent**  
**Streitwieser**

(10) **Patent No.:** **US D725,756 S**

(45) **Date of Patent:** **\*\* Mar. 31, 2015**

(54) **SHOWER WALL**

D615,171 S \* 5/2010 Patterson et al. .... D23/283  
D616,076 S \* 5/2010 Patterson et al. .... D23/283  
D618,768 S \* 6/2010 Hoernig et al. .... D23/283

(71) Applicant: **Masco Corporation of Indiana,**  
Indianapolis, IN (US)

\* cited by examiner

(72) Inventor: **Sarah Streitwieser,** Lafayette, IN (US)

*Primary Examiner* — Robert Delehanty

(73) Assignee: **Masco Corporation of Indiana,**  
Indianapolis, IN (US)

(74) *Attorney, Agent, or Firm* — Edgar A. Zarins; Nirav D. Parikh

(\*\*) Term: **14 Years**

(57) **CLAIM**

(21) Appl. No.: **29/495,183**

The ornamental design for a shower wall, as shown and described.

(22) Filed: **Jun. 27, 2014**

**DESCRIPTION**

(51) **LOC (10) Cl.** ..... **23-02**

(52) **U.S. Cl.**  
USPC ..... **D23/305**

(58) **Field of Classification Search**  
USPC ..... D23/275, 283, 303–305; 4/663–665,  
4/552, 596, 614

See application file for complete search history.

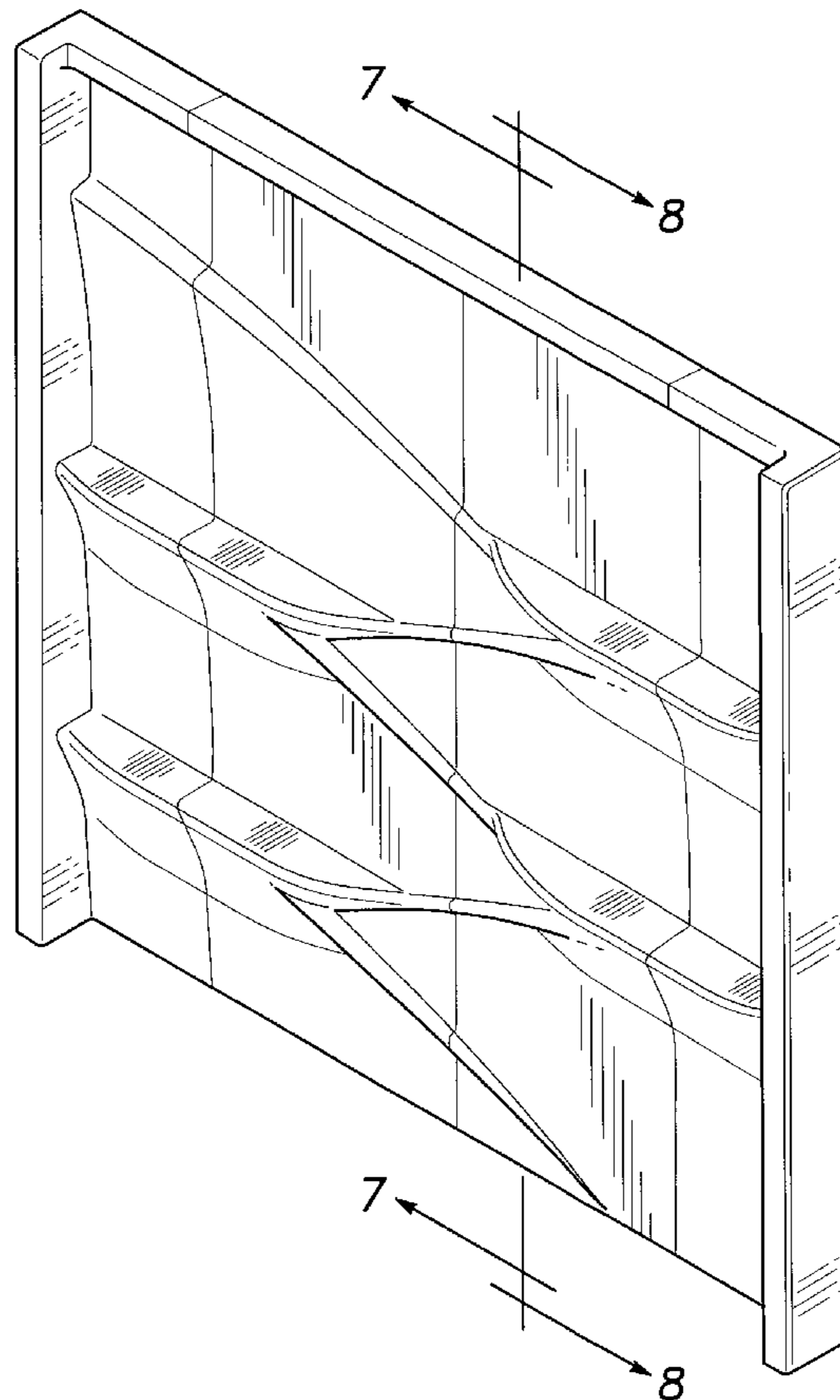
FIG. 1 is a perspective view of a shower wall showing my new design;  
FIG. 2 is a top plan view thereof;  
FIG. 3 is a right end view thereof;  
FIG. 4 is a front elevational view thereof;  
FIG. 5 is a left end view thereof;  
FIG. 6 is a bottom view thereof;  
FIG. 7 is a cross-sectional view taken along line 7-7 of FIG. 1;  
and,  
FIG. 8 is a cross-sectional view taken along line 8-8 of FIG. 1.

(56) **References Cited**

**U.S. PATENT DOCUMENTS**

D614,740 S \* 4/2010 Hoernig et al. .... D23/283  
D614,744 S \* 4/2010 Hoernig et al. .... D23/283

**1 Claim, 3 Drawing Sheets**



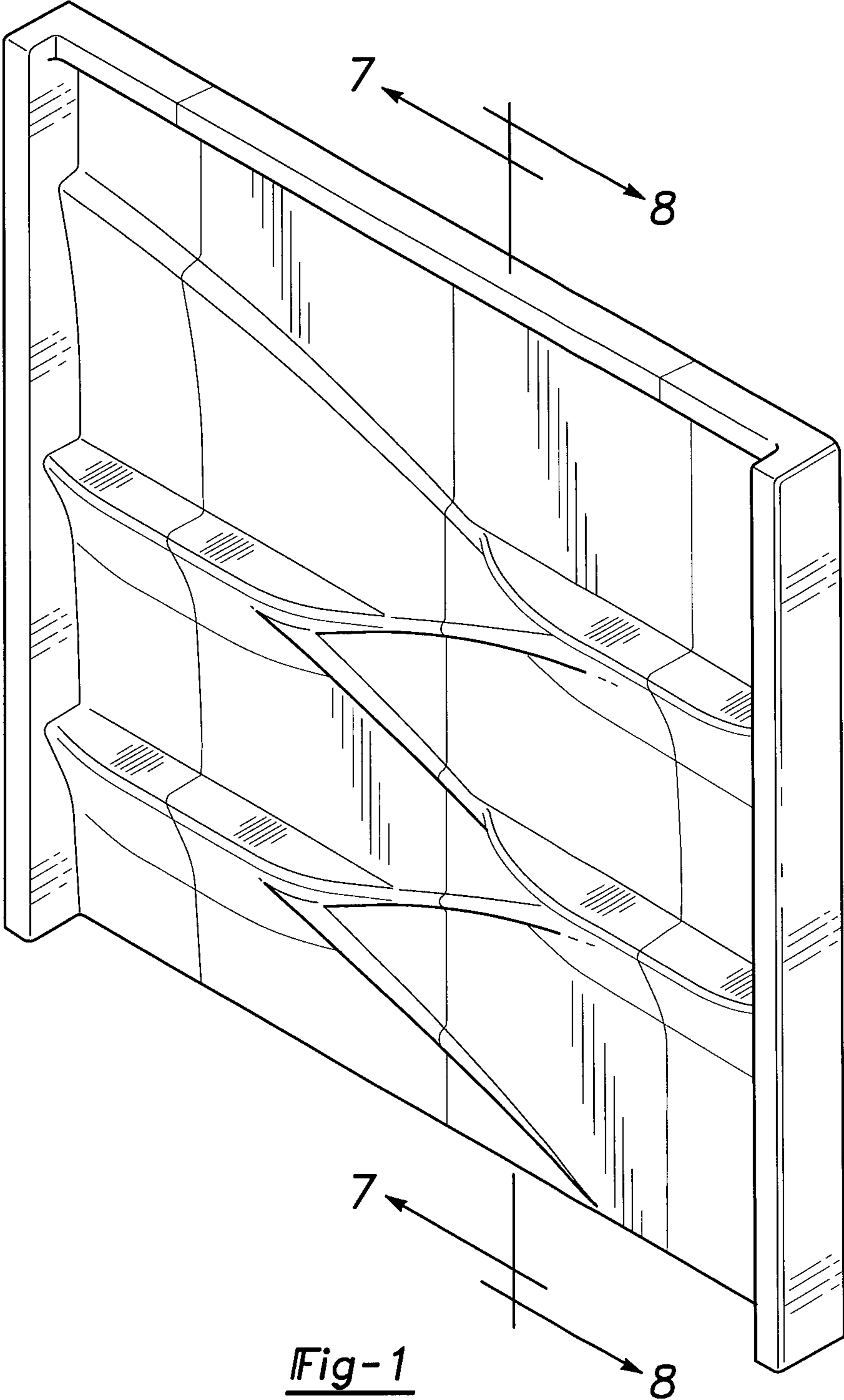


Fig-1

Fig-2

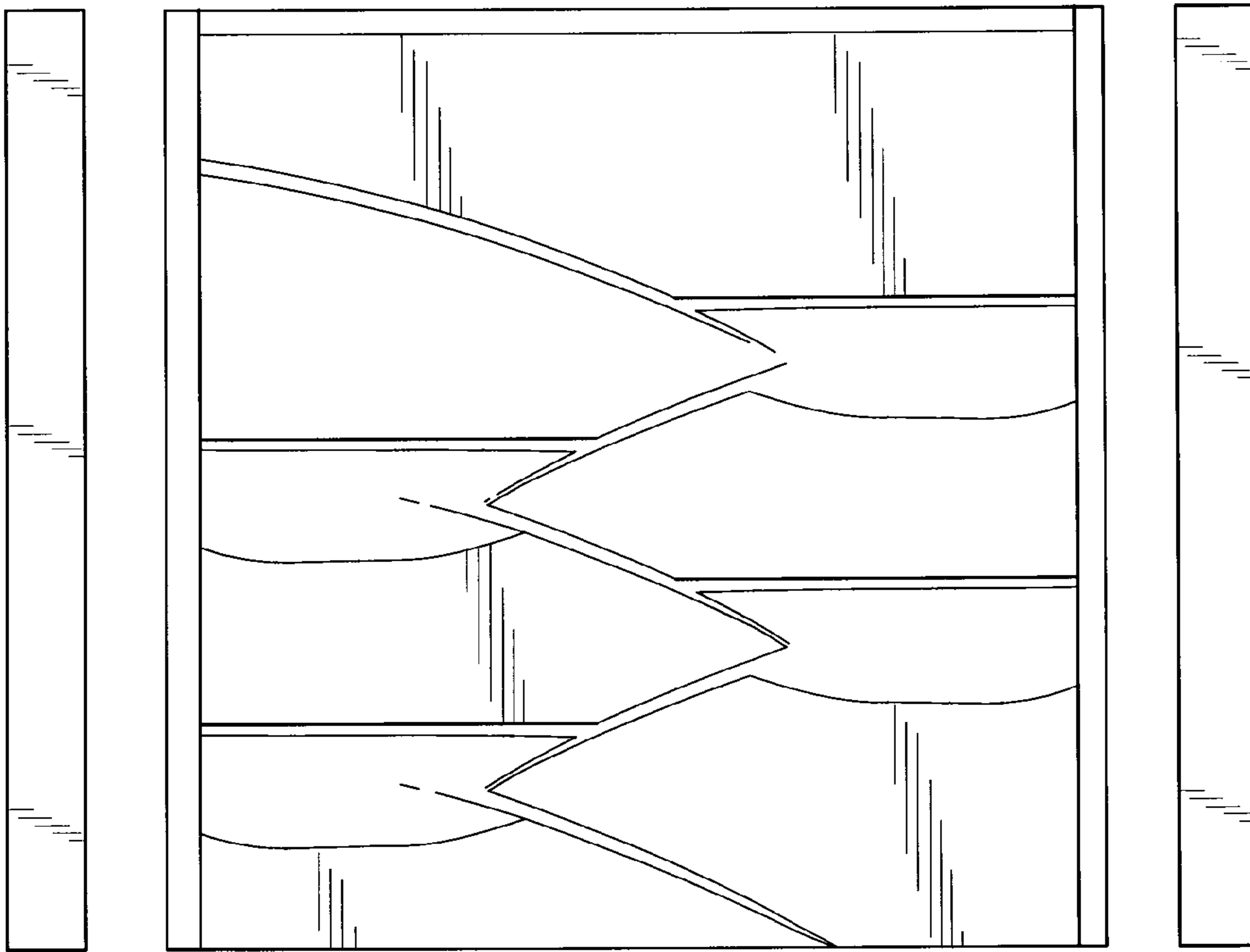
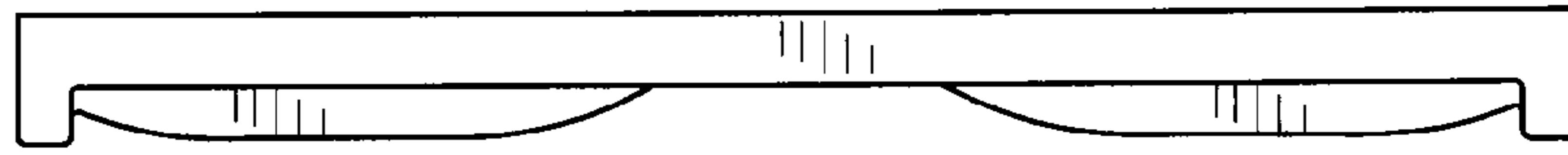


Fig-3

Fig-4

Fig-5



Fig-6

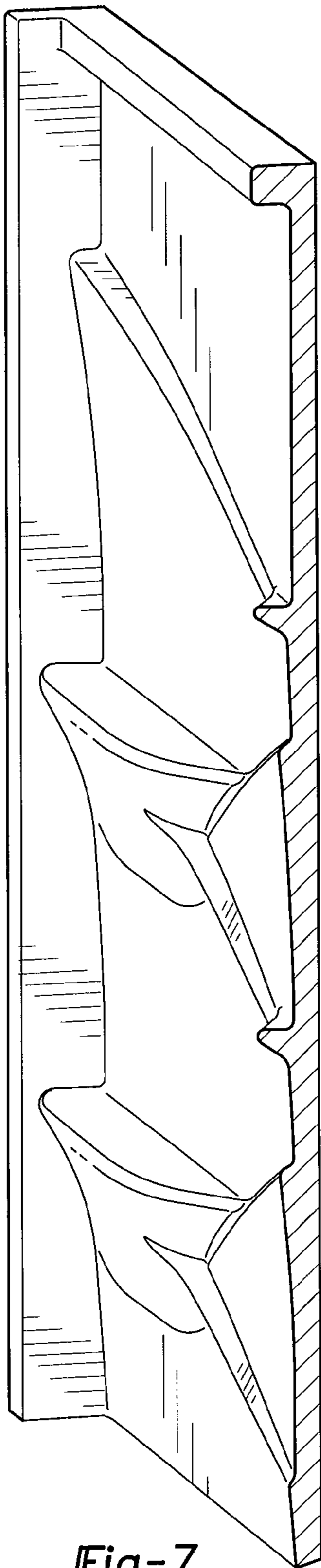


Fig-7

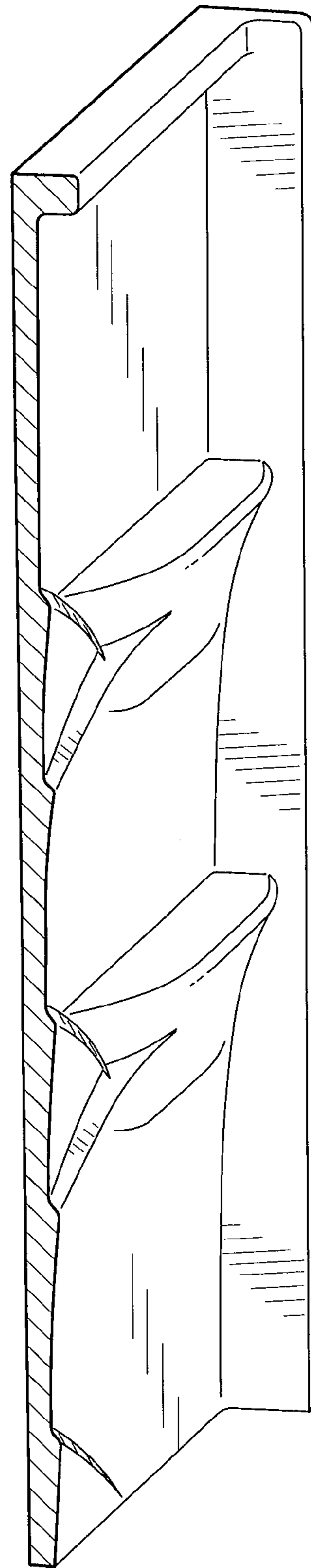


Fig-8