



US00D725740S

(12) **United States Design Patent**  
**Sanwald**

(10) **Patent No.:** **US D725,740 S**  
(45) **Date of Patent:** **\*\* Mar. 31, 2015**

(54) **AUTOMATIC POWDER SPRAY GUN**

(71) Applicant: **Gema Switzerland GmbH**, St. Gallen  
(CH)

(72) Inventor: **Marco Sanwald**, Abtwil (CH)

(73) Assignee: **Gema Switzerland GmbH**, St. Gallen  
(CH)

(\*\*) Term: **14 Years**

(21) Appl. No.: **29/472,658**

(22) Filed: **Nov. 14, 2013**

(30) **Foreign Application Priority Data**

May 14, 2013 (EP) ..... 001371116

(51) **LOC (10) Cl.** ..... **23-01**

(52) **U.S. Cl.**  
USPC ..... **D23/223**

(58) **Field of Classification Search**  
USPC ..... D23/213, 223, 225, 226; 239/337,  
239/525-526, 690-1, DIG. 14; 361/227,  
361/228  
See application file for complete search history.

(56) **References Cited**

**U.S. PATENT DOCUMENTS**

4,978,075 A \* 12/1990 Lind et al. .... 239/690  
5,678,770 A \* 10/1997 Shah ..... 239/690  
D396,523 S \* 7/1998 Adams ..... D23/213

D397,421 S \* 8/1998 Adams ..... D23/226  
6,789,742 B2 \* 9/2004 Riley ..... 239/117  
D549,802 S \* 8/2007 Guenther ..... D23/213  
D628,271 S \* 11/2010 Carpanese ..... D23/213  
D644,714 S \* 9/2011 Mauchle et al. .... D23/213  
D657,015 S \* 4/2012 Sanwald ..... D23/223  
D667,080 S \* 9/2012 Sanwald ..... D23/223  
D709,990 S \* 7/2014 Loudon et al. .... D23/223

**FOREIGN PATENT DOCUMENTS**

RU 82571 8/2012  
WO 055335 4/2001

\* cited by examiner

*Primary Examiner* — Robin V Webster

(74) *Attorney, Agent, or Firm* — Lowe Hauptman & Ham  
LLC

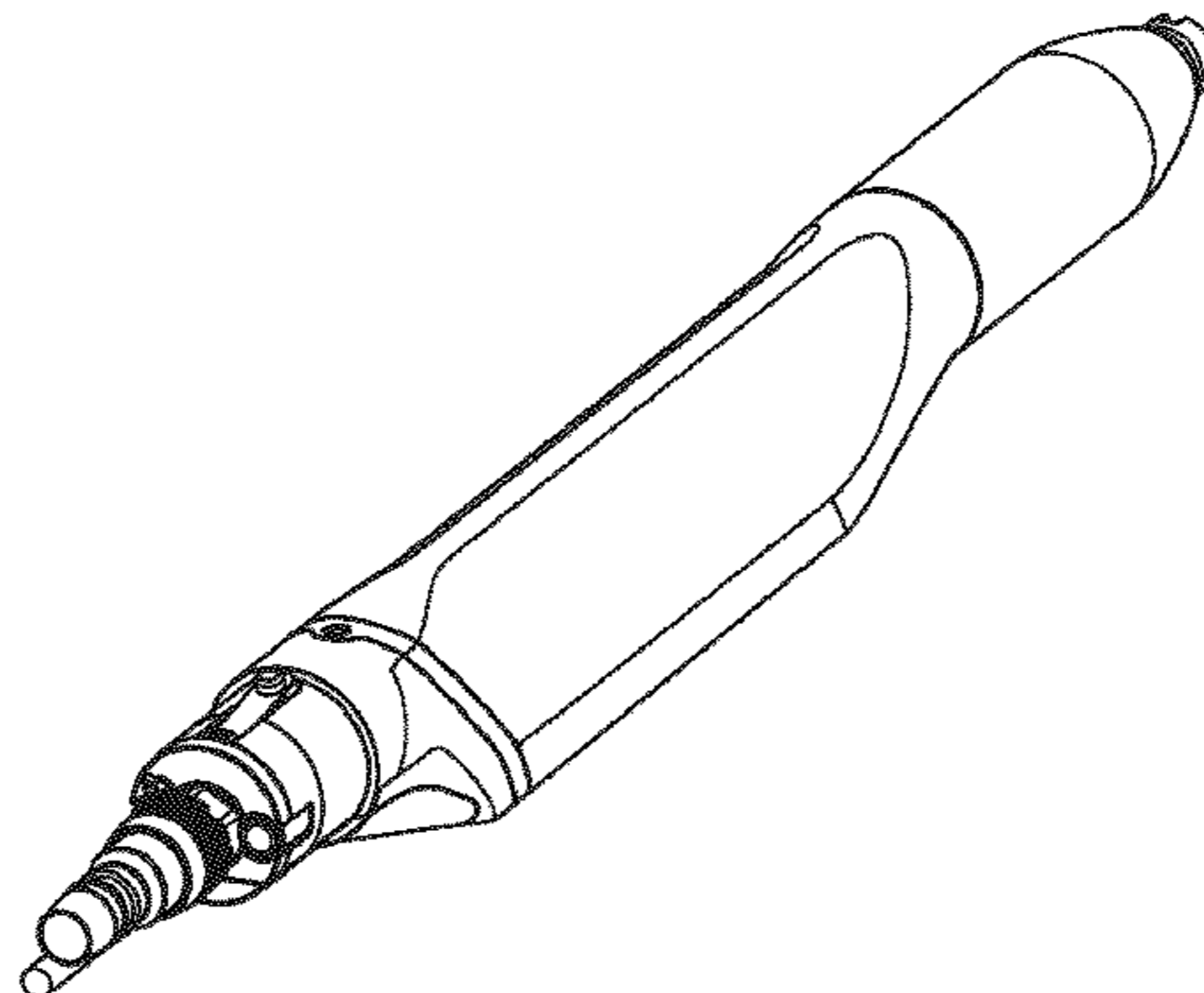
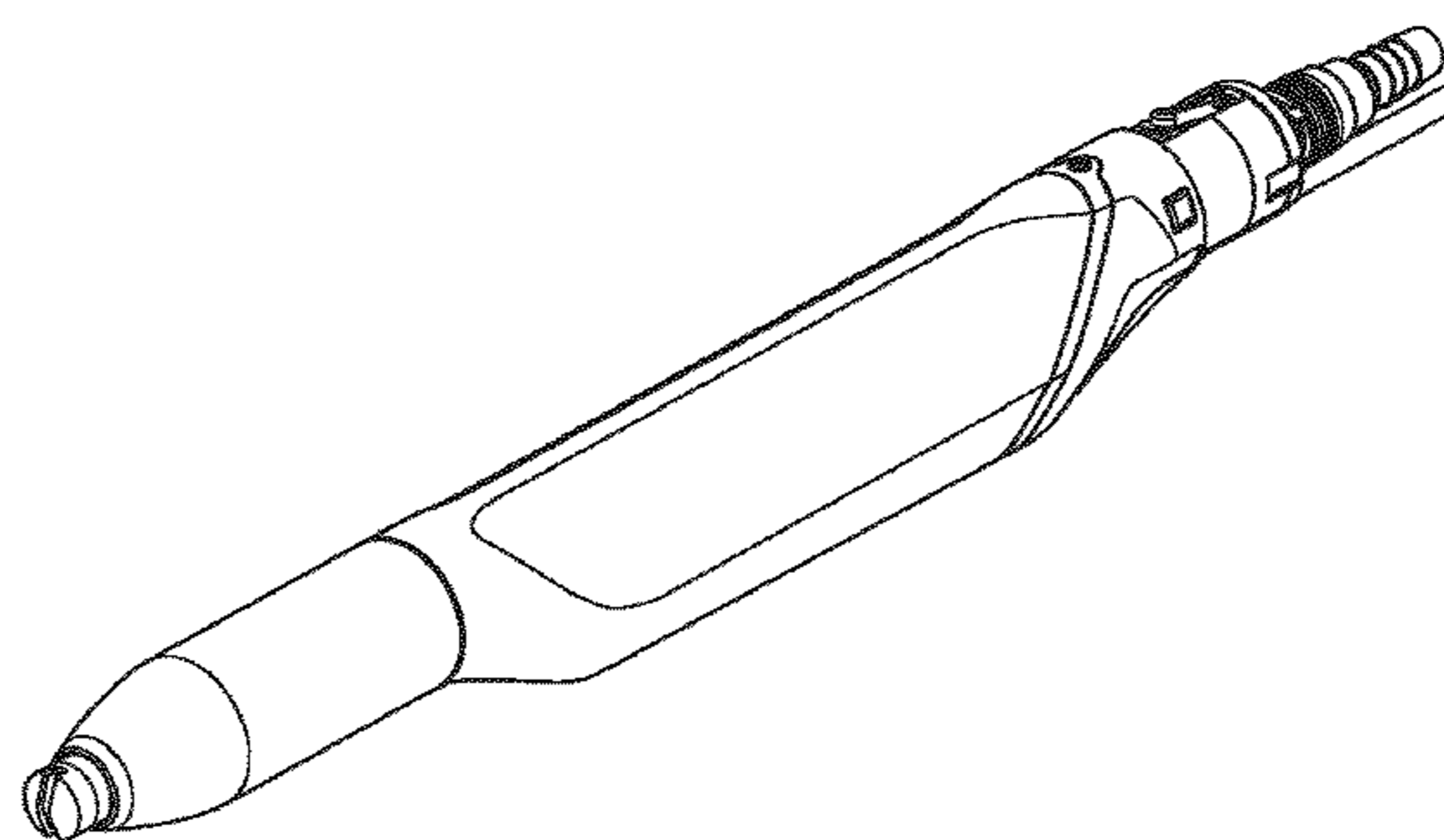
(57) **CLAIM**


The ornamental design for an automatic powder spray gun, as  
shown and described.

**DESCRIPTION**


FIG. 1 is a right side view of the automatic powder spray gun;  
FIG. 2 is a left side view of the automatic powder spray gun;  
FIG. 3 is a bottom view of the automatic powder spray gun;  
FIG. 4 is a top view of the automatic powder spray gun;  
FIG. 5 is a perspective view from the left of the automatic  
powder spray gun;  
FIG. 6 is a perspective view from the right of the automatic  
powder spray gun;  
FIG. 7 is a front view of the automatic powder spray gun; and,  
FIG. 8 is a back view of the automatic powder spray gun.

**1 Claim, 8 Drawing Sheets**





*Fig. 1*



*Fig. 2*





Fig. 3



*Fig. 4*

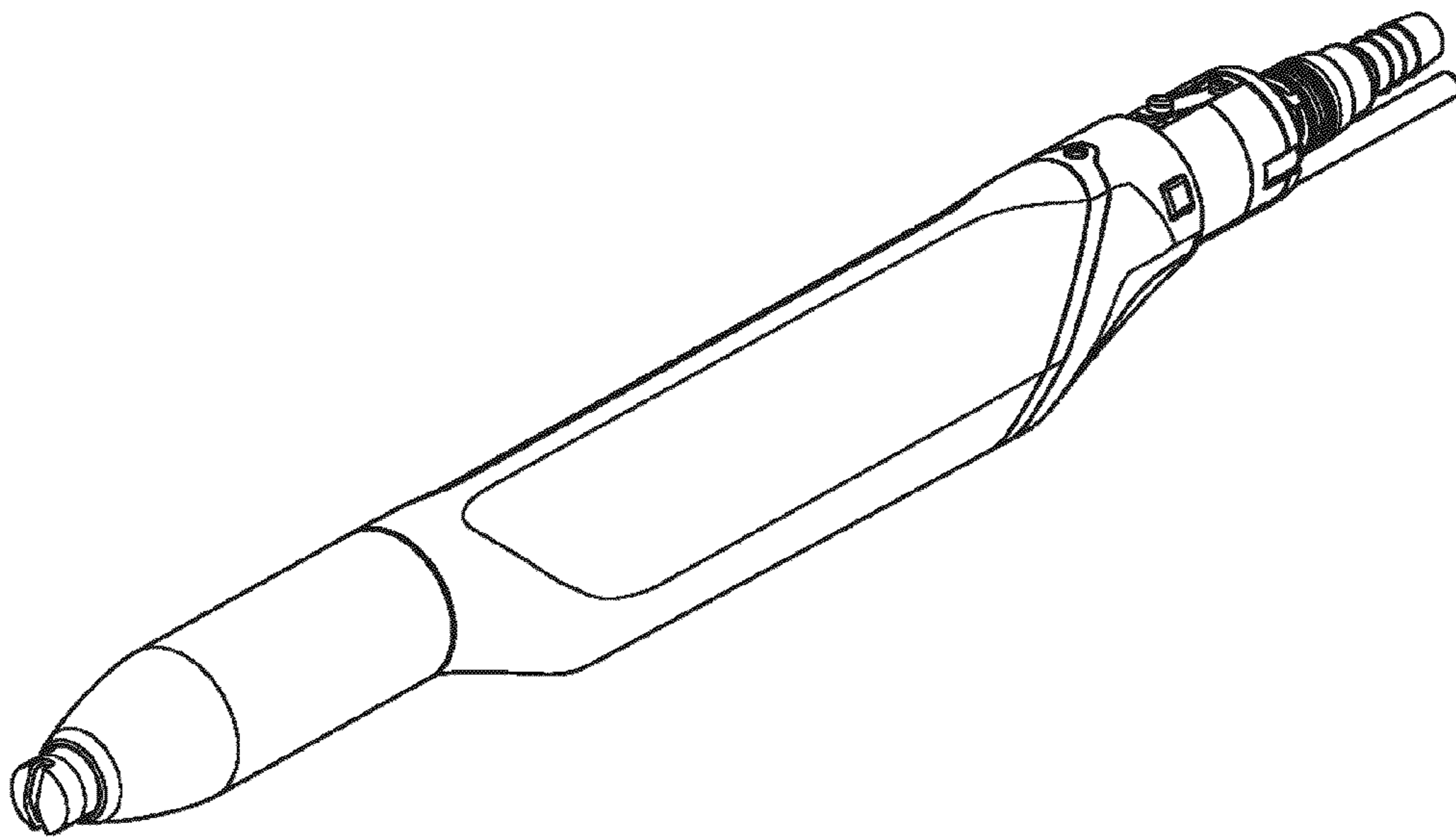


Fig. 5

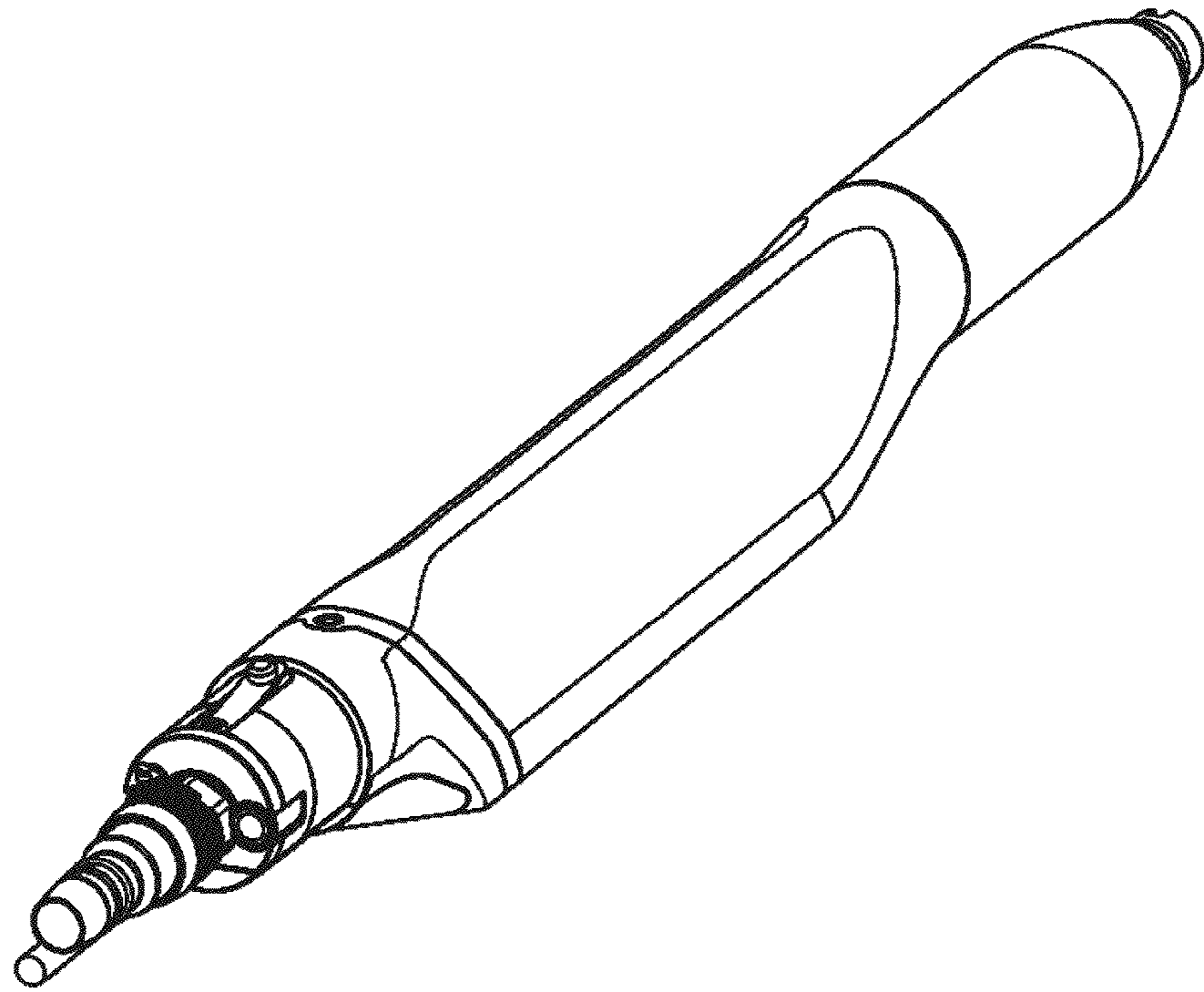


Fig. 6

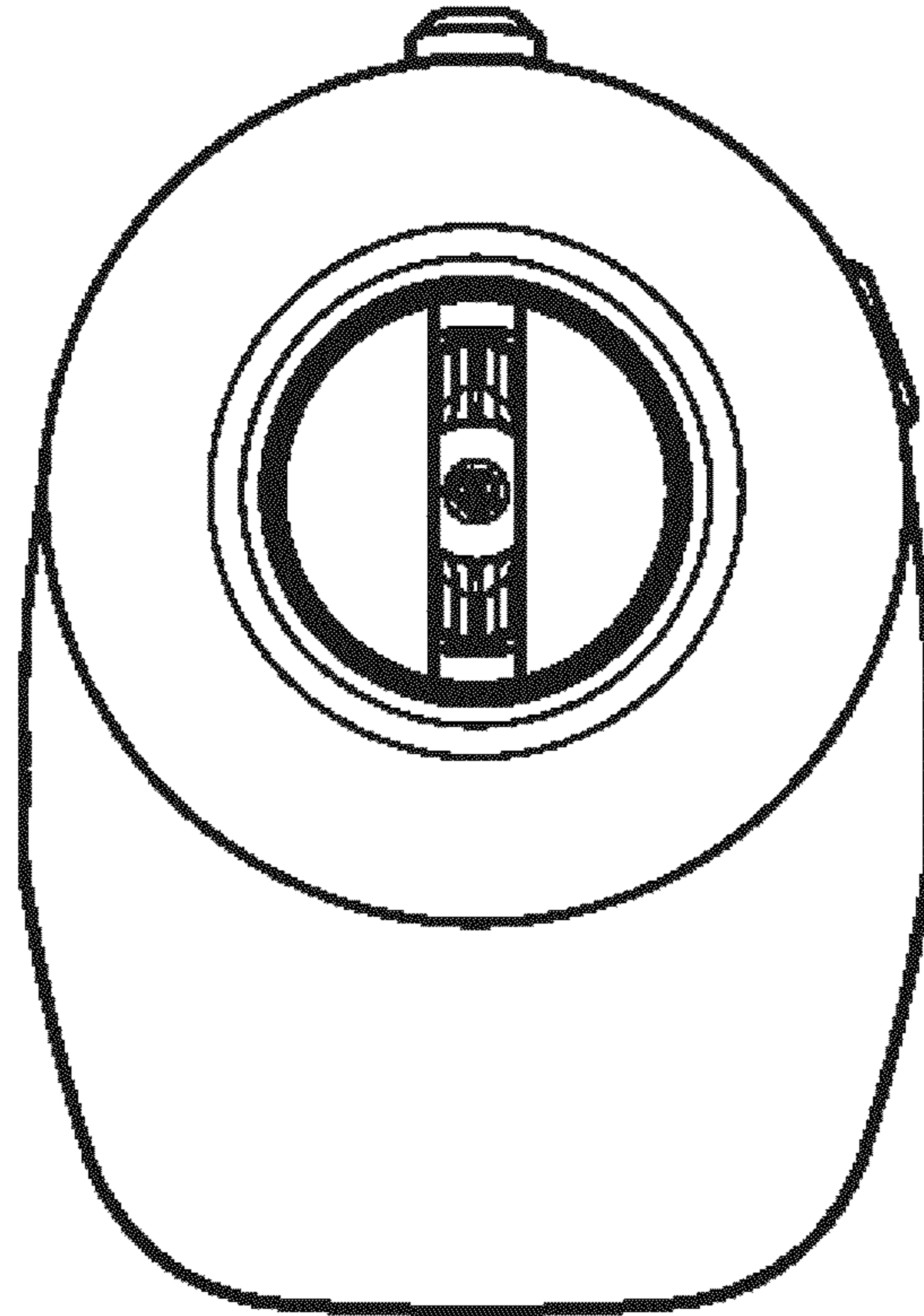


Fig. 7






Fig. 8