



US00D725725S

(12) **United States Design Patent**  
**White**

(10) **Patent No.:** **US D725,725 S**  
(45) **Date of Patent:** **\*\* Mar. 31, 2015**

(54) **FREE-WEIGHT**

(71) Applicant: **Derek White**, Charleston, SC (US)

(72) Inventor: **Derek White**, Charleston, SC (US)

(\*\*) Term: **14 Years**

(21) Appl. No.: **29/472,715**

(22) Filed: **Nov. 15, 2013**

(51) **LOC (10) Cl.** ..... **21-02**

(52) **U.S. Cl.**  
USPC ..... **D21/682**

(58) **Field of Classification Search**  
USPC ..... D21/680, 682, 681, 678, 662, 679, 684,  
D21/686; 482/108, 93, 110, 111, 105, 8,  
482/107, 106, 139, 94, 104, 140, 109, 51,  
482/70, 74, 98, 1; 164/112, 76.1; D9/680;  
D8/85, 45, 107, 90, 317; D3/210, 211;  
D22/112; D11/81; 42/94, 72; 99/349,  
99/350, 351, 372, 374, 377, 379, 427, 448,  
99/450; 100/104, 110, 193, 194, 195;  
219/732, 733, 734; 426/513, 517, 646;  
135/65; 280/819; D12/317, 316;  
15/235.4, 244.1

See application file for complete search history.

D542,213 S \* 5/2007 Rodriguez ..... D12/317  
7,377,888 B2 5/2008 Godbold  
D576,693 S \* 9/2008 Khubani ..... D21/686  
D579,503 S \* 10/2008 Hauser et al. .... D21/662  
7,468,025 B2 12/2008 Hauser  
D585,947 S \* 2/2009 Royster ..... D21/662  
D593,168 S \* 5/2009 Khubani ..... D21/662  
D597,153 S 7/2009 Friedman  
D602,753 S \* 10/2009 McLaughlin ..... D8/45  
7,678,031 B2 3/2010 Ngu  
D631,106 S \* 1/2011 Zemel ..... D21/662  
7,909,746 B2 3/2011 Grant  
7,966,928 B2 \* 6/2011 Hill ..... 99/349  
D651,669 S 1/2012 Garland  
D662,997 S \* 7/2012 Su ..... D21/662  
D666,684 S \* 9/2012 Meininger et al. .... D21/662  
D671,998 S \* 12/2012 Rodriguez, Jr. .... D21/686  
D685,038 S \* 6/2013 Crain et al. .... D21/662  
2012/0252641 A1 \* 10/2012 Odneal et al. .... 482/108  
2014/0141949 A1 \* 5/2014 Mills et al. .... 482/140

\* cited by examiner

*Primary Examiner* — Robert M Spear  
*Assistant Examiner* — Ryan Harvey

(57) **CLAIM**  
The ornamental design for a free-weight, as shown.

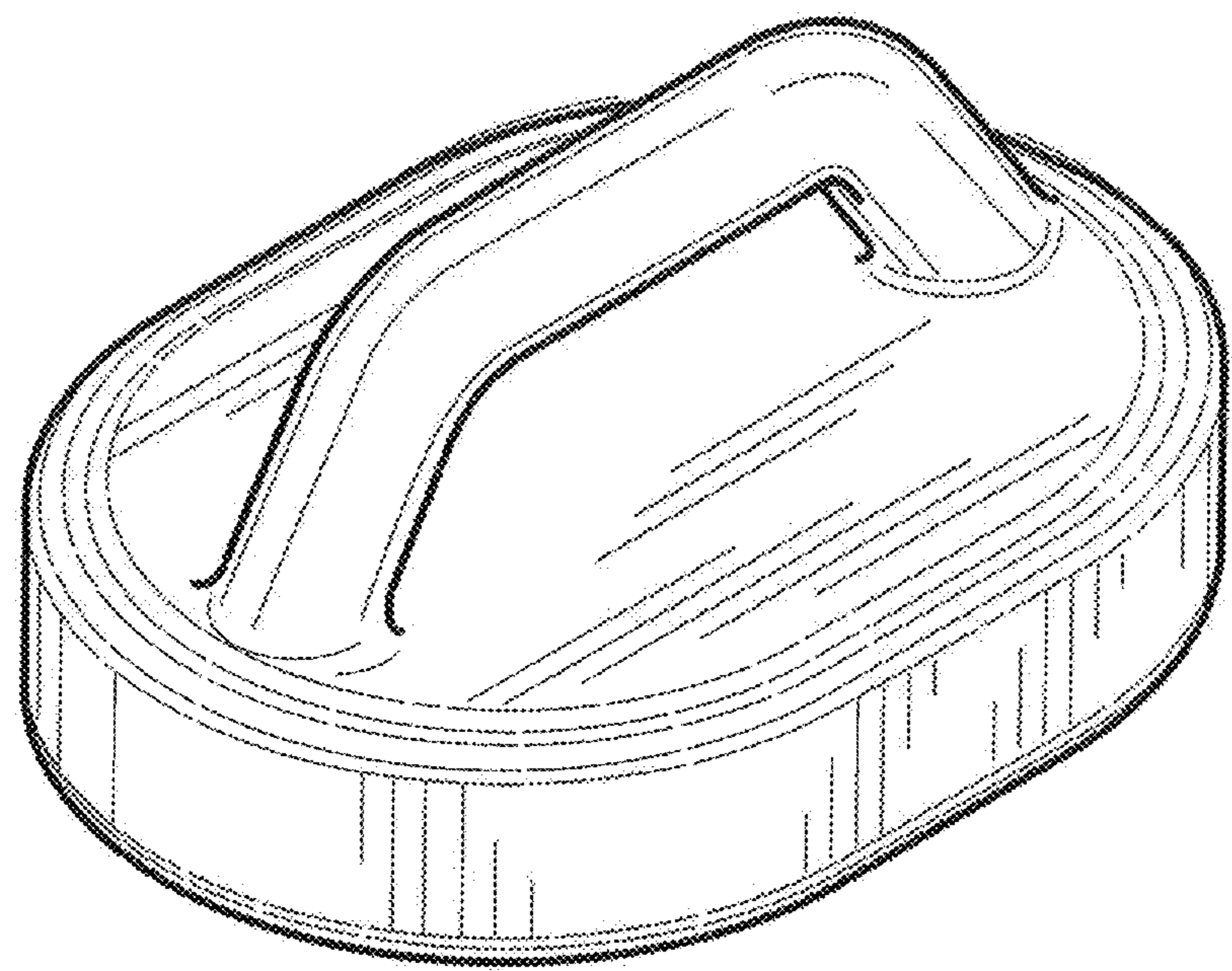
**DESCRIPTION**

FIG. 1 is a perspective view of the free-weight showing my new design;  
FIG. 2 is a side view of the free-weight showing my new design;  
FIG. 3 is a top view of the free-weight showing my new design; and,  
FIG. 4 is a front view of the free-weight showing my new design.

**1 Claim, 2 Drawing Sheets**

(56) **References Cited**  
U.S. PATENT DOCUMENTS

3,010,133 A \* 11/1961 Hurd ..... 15/235.4  
3,115,338 A 12/1963 Acs  
4,351,525 A \* 9/1982 Rozenblad ..... 482/141  
D392,711 S \* 3/1998 Decker ..... D21/678  
D418,803 S \* 1/2000 Klimenko ..... D12/316  
D491,777 S \* 6/2004 Wenisch ..... D8/45  
D525,508 S \* 7/2006 Leonard, II ..... D8/90



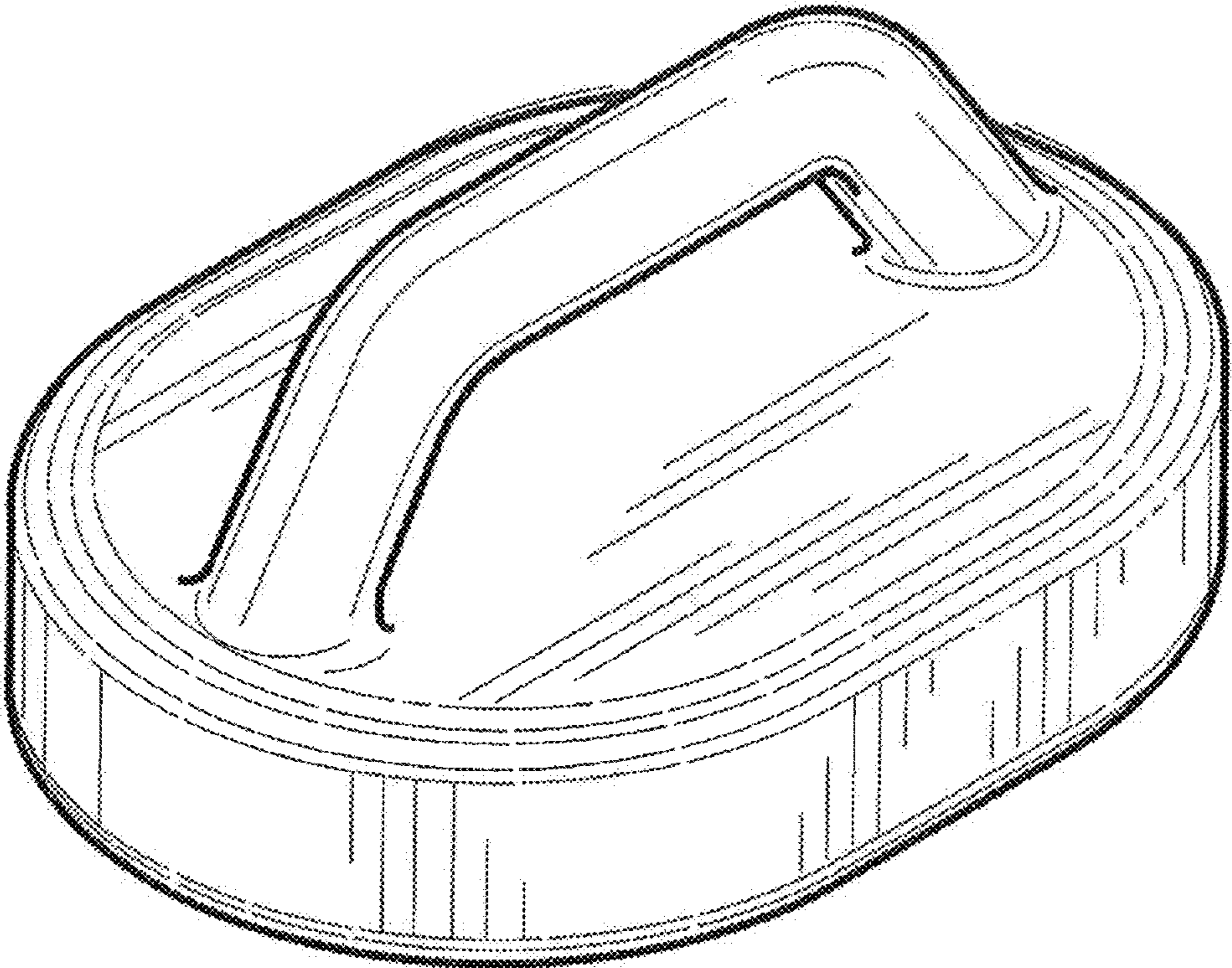


Fig. 1



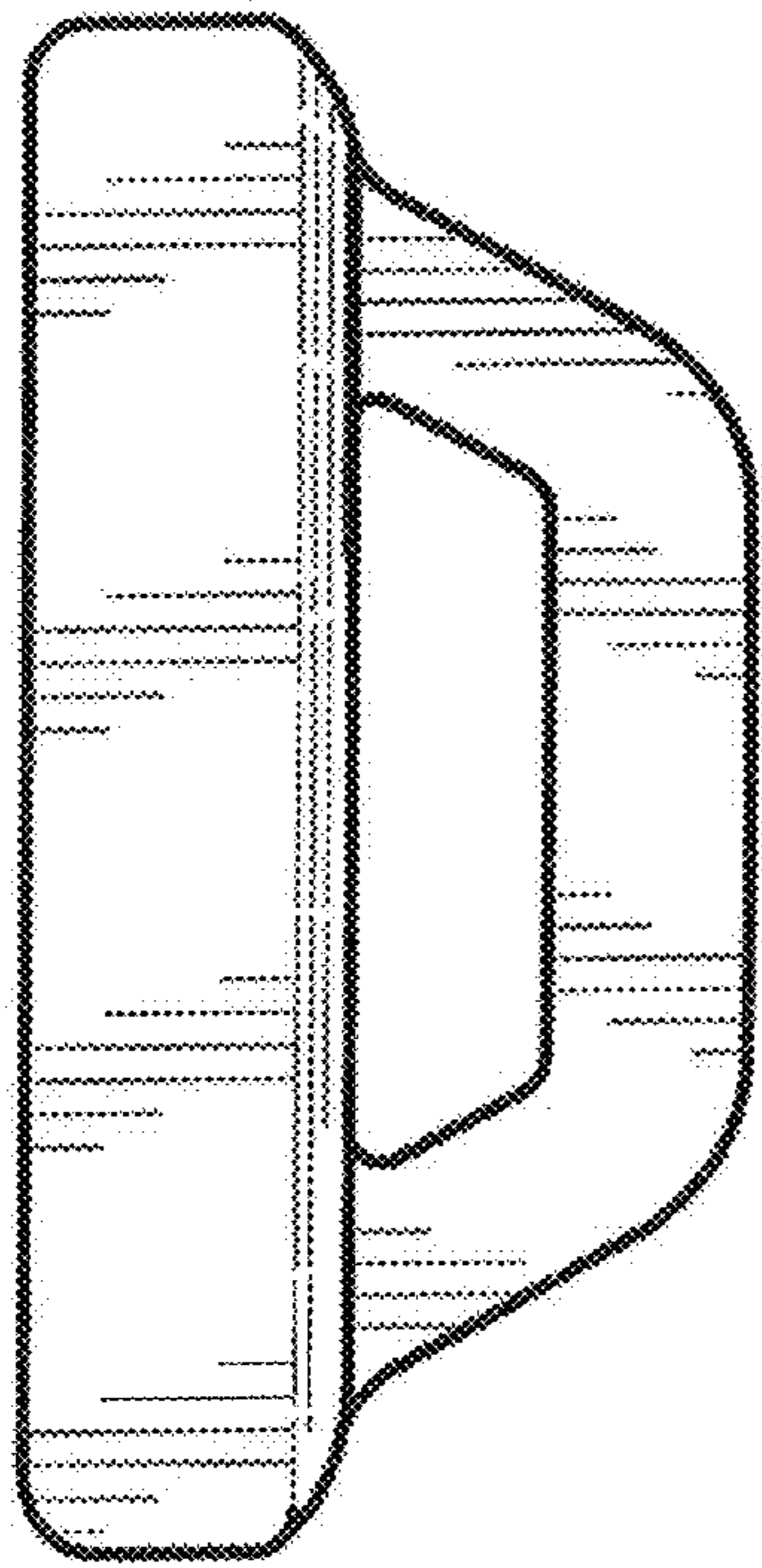


Fig. 2

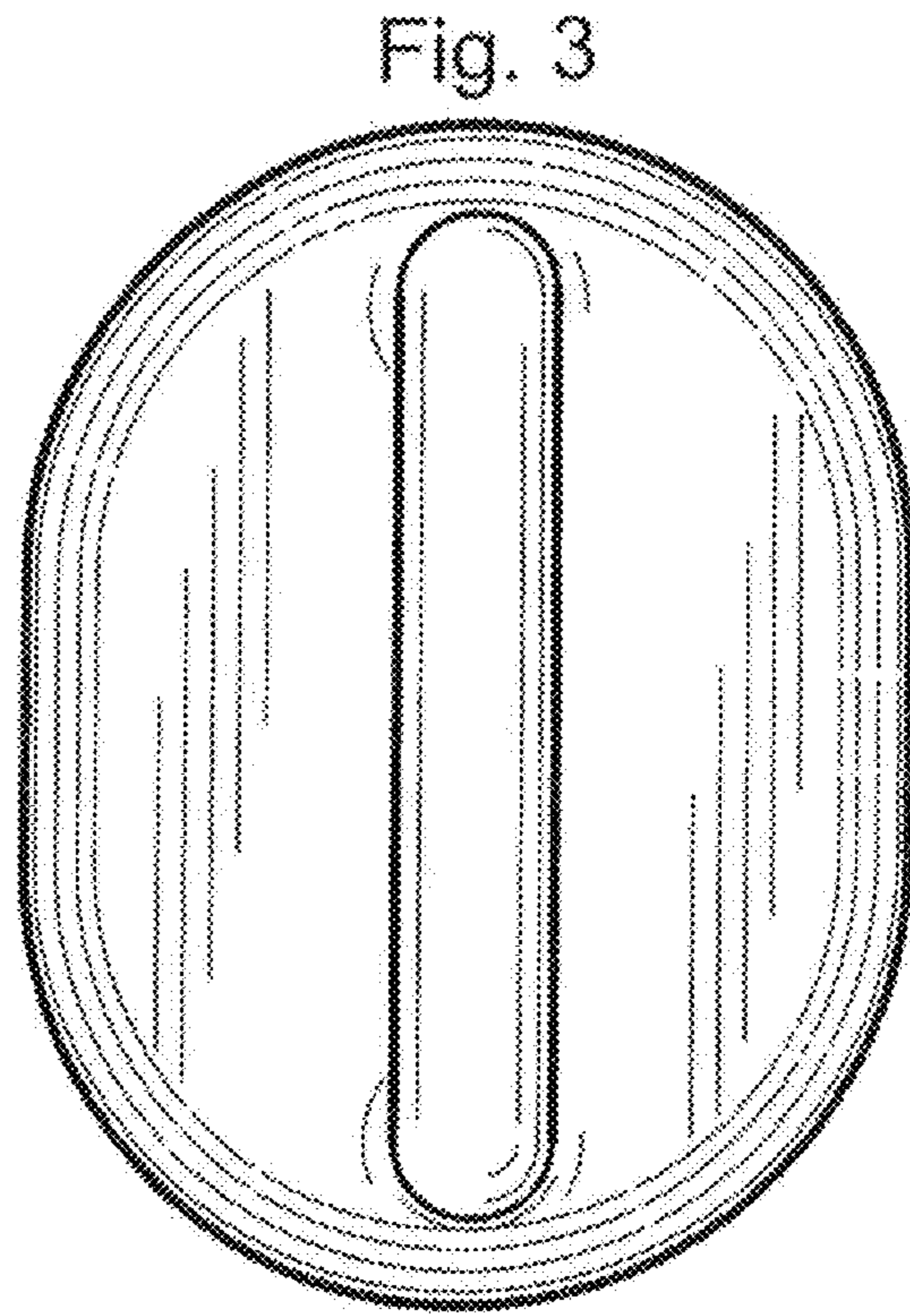


Fig. 3

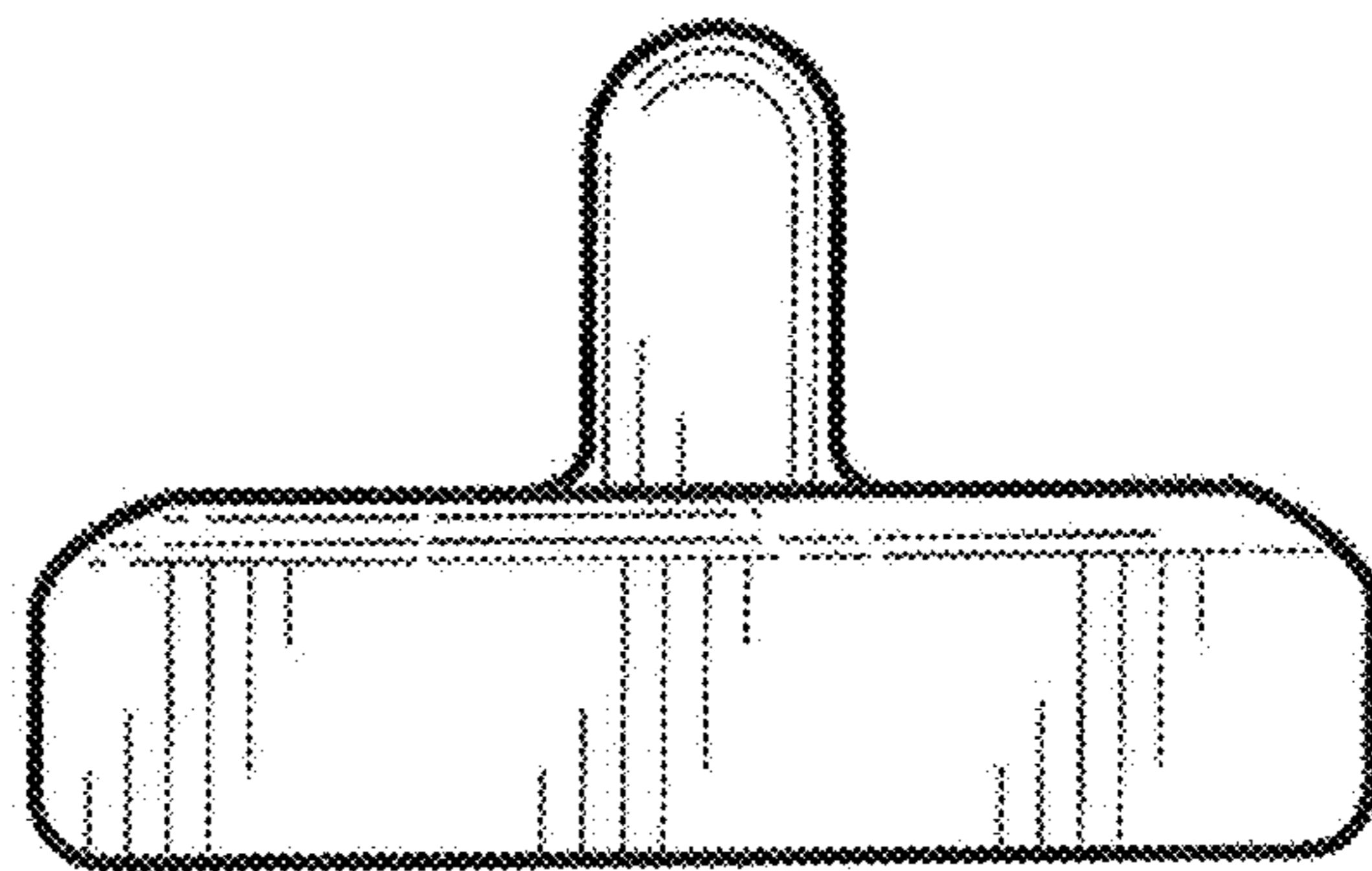


Fig. 4