



US00D725720S

(12) **United States Design Patent**
Spagnuolo

(10) **Patent No.:** **US D725,720 S**
(45) **Date of Patent:** **** Mar. 31, 2015**

- (54) **DOLL**
- (71) Applicant: **Marguerite Spagnuolo**, Staten Island, NY (US)
- (72) Inventor: **Marguerite Spagnuolo**, Staten Island, NY (US)
- (**) Term: **14 Years**
- (21) Appl. No.: **29/486,980**
- (22) Filed: **Apr. 4, 2014**
- (51) **LOC (10) Cl.** **21-01**
- (52) **U.S. Cl.**
USPC **D21/649**
- (58) **Field of Classification Search**
CPC A63H 3/02; A63H 3/04; A63H 3/06;
A63H 3/08; A63H 3/10
USPC D21/621, 623, 624, 625, 628, 630, 631,
D21/633, 640, 643-649, 659; 446/268, 360,
446/361, 376, 379, 382-384; D6/595-601
See application file for complete search history.

- D419,916 S * 2/2000 Cohen D11/184
- D444,711 S * 7/2001 Locke et al. D21/647
- D453,200 S * 1/2002 Lewis D21/649
- D613,347 S * 4/2010 Petot D21/621
- D643,885 S * 8/2011 Graves D21/649

* cited by examiner

Primary Examiner — Zenia Bennett

(74) *Attorney, Agent, or Firm* — H. John Rizvi; Gold & Rizvi P.A.

(57) **CLAIM**

I claim the ornamental design for a doll, as shown and described.

DESCRIPTION

FIG. 1 is a perspective front view of the doll, showing my new design;
 FIG. 2 is a perspective rear view thereof;
 FIG. 3 is a front elevation view thereof;
 FIG. 4 is a rear elevation view thereof;
 FIG. 5 is a left side elevation view thereof;
 FIG. 6 is a right side elevation view thereof;
 FIG. 7 is a top plan view thereof; and,
 FIG. 8 is a bottom plan view thereof.
 The broken lines in the drawing are for illustrative purposes only and form no part of the claimed design.

(56) **References Cited**

U.S. PATENT DOCUMENTS

- D314,409 S * 2/1991 Ziolkowski D21/648
- D314,410 S * 2/1991 Ziolkowski D21/639

1 Claim, 7 Drawing Sheets





FIG. 1




FIG. 2



FIG. 3




FIG. 4

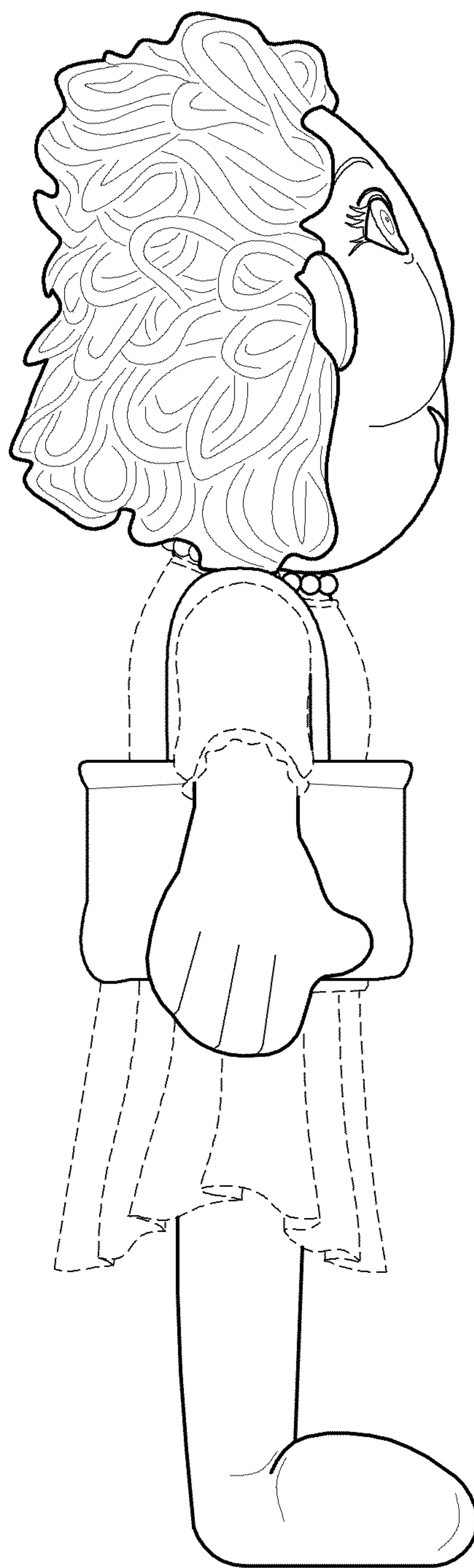


FIG. 5




FIG. 6



FIG. 7

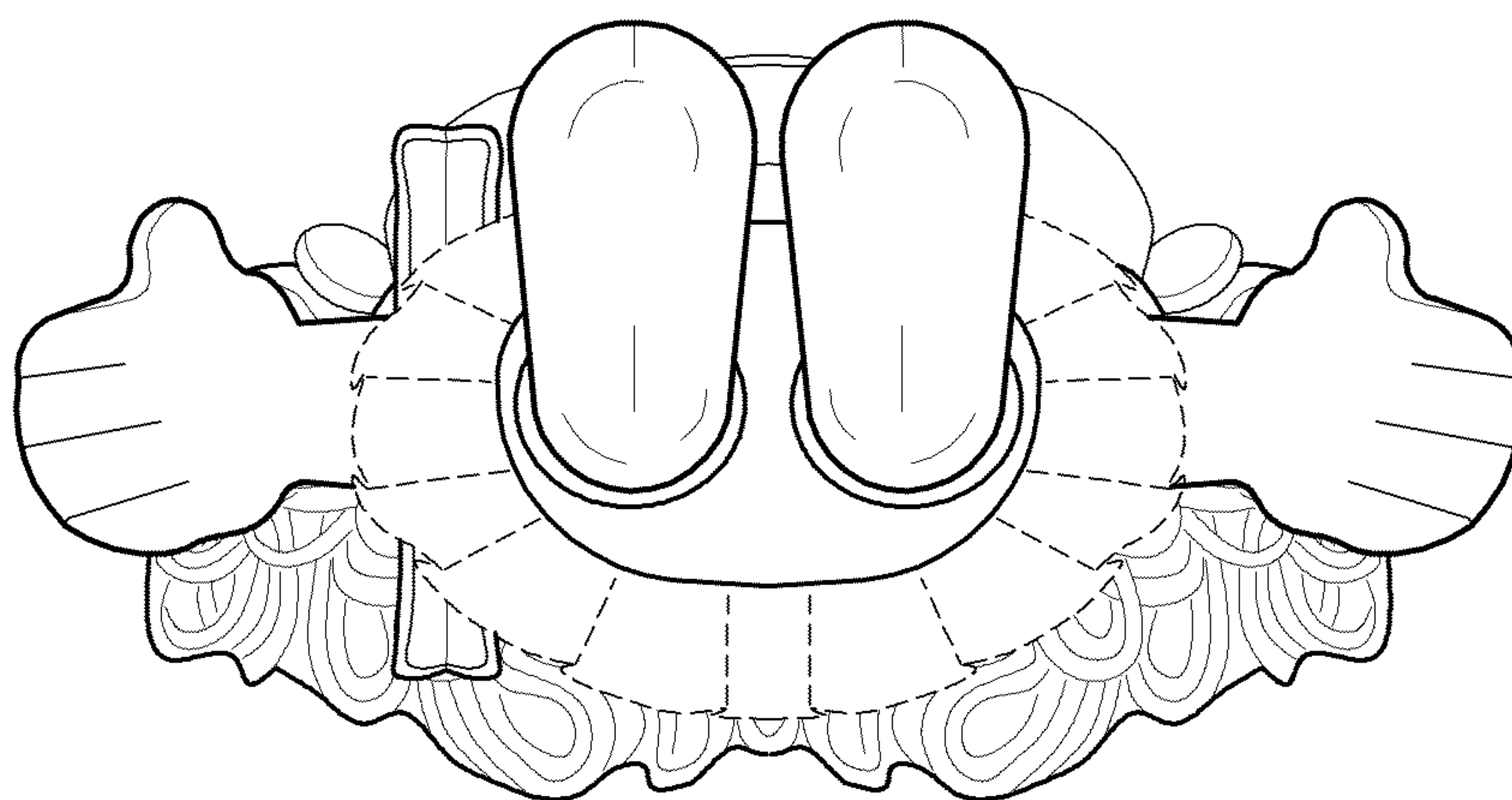


FIG. 8