



US00D725710S

(12) **United States Design Patent**
Hottmann et al.

(10) **Patent No.:** **US D725,710 S**
(45) **Date of Patent:** **** Mar. 31, 2015**

(54) **BEVERAGE IDENTIFICATION TILE**

(71) Applicant: **Sub-Zero, Inc.**, Madison, WI (US)

(72) Inventors: **Philip F. Hottmann**, Verona, WI (US);
Curtis Leroy Cruver, IV, Elmhurst, IL (US)

(73) Assignee: **Sub-Zero, Inc.**, Madison, WI (US)

(**) Term: **14 Years**

(21) Appl. No.: **29/469,916**

(22) Filed: **Oct. 16, 2013**

(51) **LOC (10) Cl.** **19-08**

(52) **U.S. Cl.**
USPC **D20/27**; D7/213; D7/388; D7/624.1;
D20/10

(58) **Field of Classification Search**

CPC G09F 1/00; G09F 1/02; G09F 2003/0208;
G09F 2003/0219; G09F 2003/0222; G09F
2003/027; G09F 2003/0273; G09F 2003/0282;
G09F 7/02

USPC D7/213, 614, 387, 388, 624.1, 624.2,
D7/624.3, 403, 409, 625; D14/490, 188,
D14/172, 489; D20/10, 15, 19, 22, 27, 40,
D20/41, 42, 99; 283/56, 81, 79; 362/812;
222/185.1; D21/386, 385, 390, 391,
D21/392, 377, 371, 489, 491, 531; D9/435

See application file for complete search history.

(56) **References Cited**

U.S. PATENT DOCUMENTS

854,971	A	5/1907	Thomas	
1,629,070	A *	5/1927	Cox	273/150
2,771,854	A	11/1956	Cronenwett	
4,176,484	A *	12/1979	Terris	40/584
D281,213	S *	11/1985	James et al.	D7/614
D391,995	S *	3/1998	Hackmeister	D20/40
D393,001	S *	3/1998	Mayo	D19/52
5,992,073	A	11/1999	Wolpa	
D422,641	S *	4/2000	Harris, Sr.	D20/40
D476,699	S *	7/2003	Flinn	D21/386
D508,535	S *	8/2005	Kosek	D20/10

D515,629	S *	2/2006	Nudo, Jr.	D20/10
D516,275	S *	3/2006	Anaya	D1/129
D542,860	S *	5/2007	Davis	D21/392
D571,608	S *	6/2008	Yeung	D7/388
D581,726	S *	12/2008	Shamoon	D7/388
7,591,093	B2	9/2009	Saylor	
D601,635	S *	10/2009	Spengler	D20/26
7,617,623	B1	11/2009	Goldberg	
D640,089	S *	6/2011	Green et al.	D7/388
D640,327	S *	6/2011	Gorzo	D20/22
D642,623	S *	8/2011	Turner et al.	D20/40
D678,951	S *	3/2013	Kaderli	D20/27
D684,625	S *	6/2013	Andre	D19/20
D703,092	S *	4/2014	Mansoor	D11/131
D703,741	S *	4/2014	Ehrlich et al.	D19/10
D709,128	S *	7/2014	Reed et al.	D19/10
D710,440	S *	8/2014	Reed et al.	D19/10
2003/0024141	A1	2/2003	Sawchuk	
2004/0111941	A1 *	6/2004	Spear et al.	40/638
2005/0223610	A1	10/2005	Vogler	

* cited by examiner

Primary Examiner — Marianne Pandozzi

Assistant Examiner — Jae Liang

(74) *Attorney, Agent, or Firm* — Bell & Manning, LLC

(57) **CLAIM**

We claim the ornamental design for a beverage identification tile, as shown and described.

DESCRIPTION

FIG. 1 is a perspective view of a plurality of beverage identification tiles showing our new design in its environment. The beverage identification tiles as shown in FIG. 1 are not presented using the same scale as used in FIGS. 2-6 in order to show the environment.

FIG. 2 is a front perspective view of a beverage identification tile showing our new design in accordance with a first embodiment.

FIG. 3 is a front view of the beverage identification tile of FIG. 2.

FIG. 4 is a back view of the beverage identification tile of FIG. 2.

FIG. 5 is a left side view of FIG. 2, the right side view being identical;

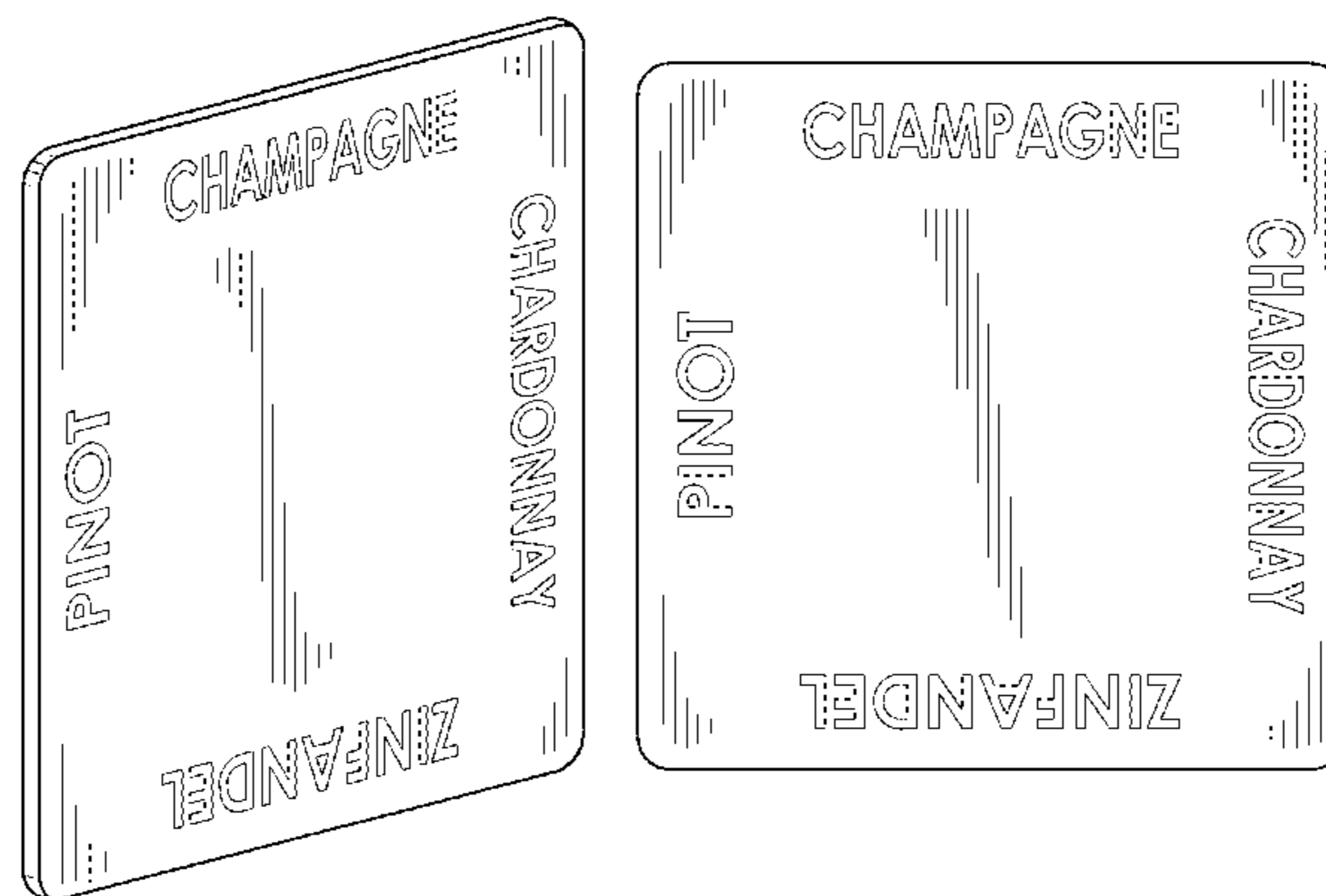


FIG. 6 is a top plan view of FIG. 2, the bottom plan view being identical;

FIG. 7 is a front perspective view of a beverage identification tile showing our new design in accordance with a second embodiment.

FIG. 8 is a front view of the beverage identification tile of FIG. 7.

FIG. 9 is a back view of the beverage identification tile of FIG. 7.

FIG. 10 is a left side view of FIG. 7, the right side view being identical;

FIG. 11 is a top plan view of FIG. 7, the bottom plan view being identical;

FIG. 12 is a front perspective view of a beverage identification tile showing our new design in accordance with a third embodiment.

FIG. 13 is a front view of the beverage identification tile of FIG. 12.

FIG. 14 is a back view of the beverage identification tile of FIG. 12.

FIG. 15 is a left side view of FIG. 12, the right side view being identical;

FIG. 16 is a top plan view of FIG. 12, the bottom plan view being identical;

FIG. 17 is a front perspective view of a beverage identification tile showing our new design in accordance with a fourth embodiment.

FIG. 18 is a front view of the beverage identification tile of FIG. 17.

FIG. 19 is a back view of the beverage identification tile of FIG. 17.

FIG. 20 is a left side view of FIG. 17, the right side view being identical; and,

FIG. 21 is a top plan view of FIG. 17, the bottom plan view being identical.

The broken lines in FIG. 1 are included for the purpose of illustrating portions of the figure that form no part of the claimed design. The broken lines in FIG. 1 represent an illustrative environment in which the beverage identification tile is used. None of the broken lines form a part of the claimed design.

1 Claim, 9 Drawing Sheets

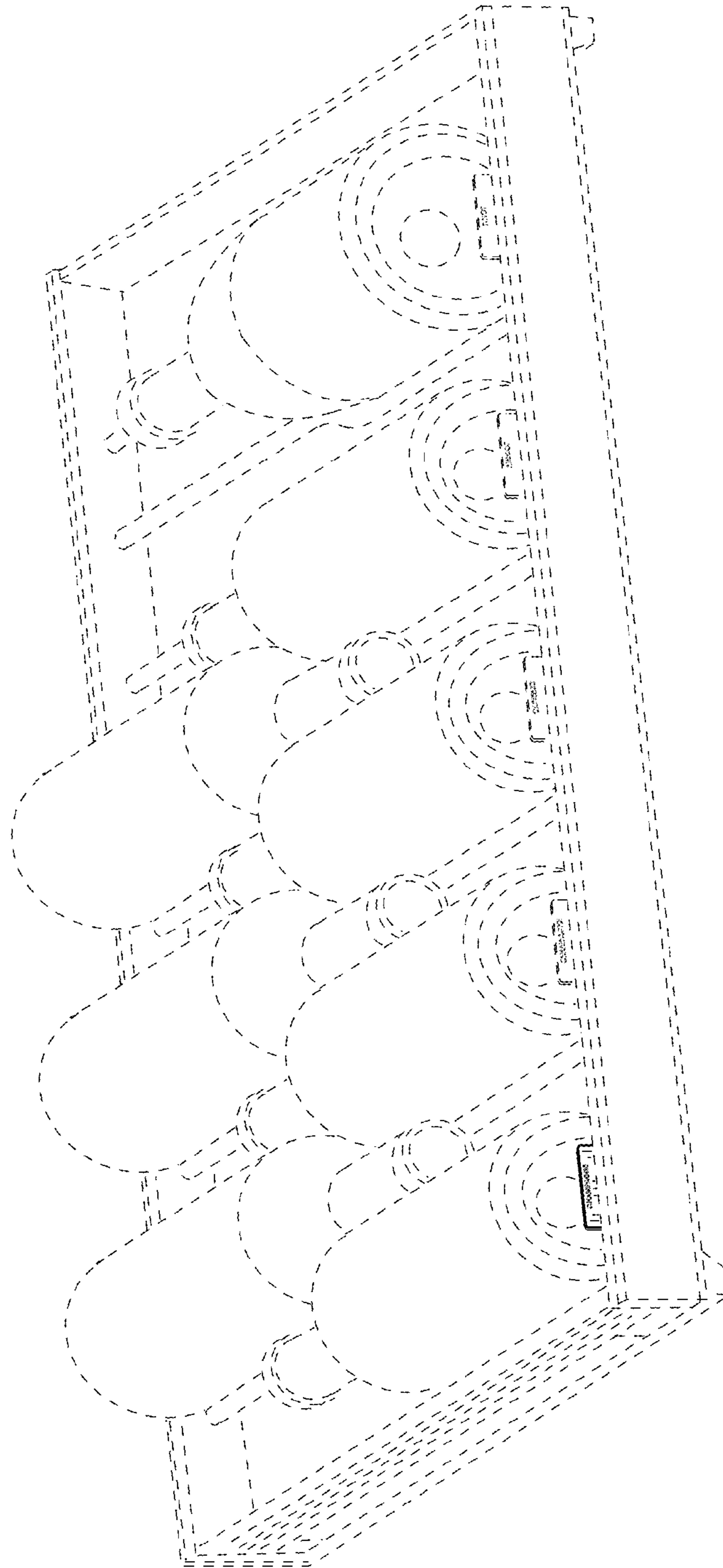


FIG. 1




FIG. 2

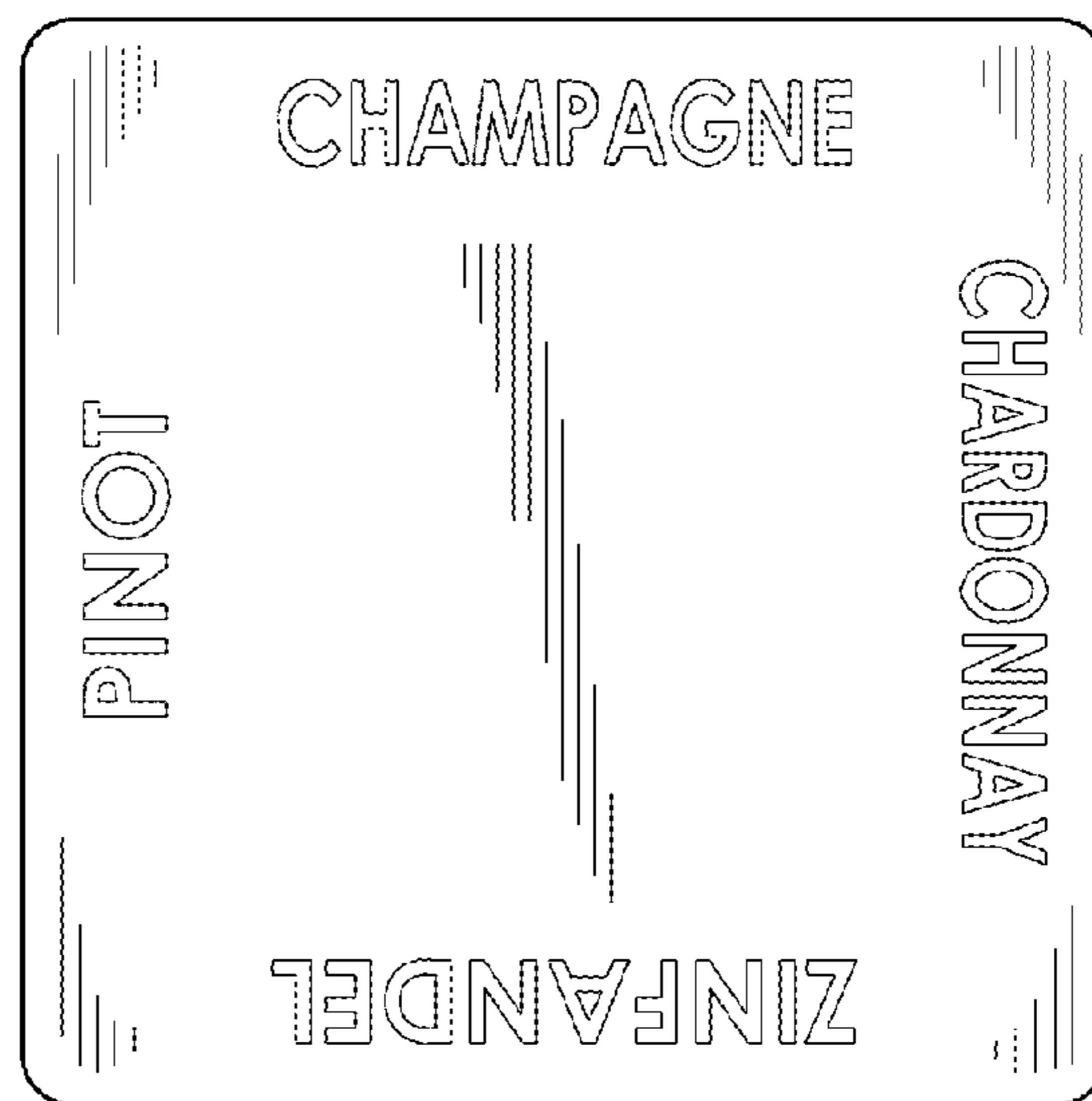


FIG. 3

FIG. 4

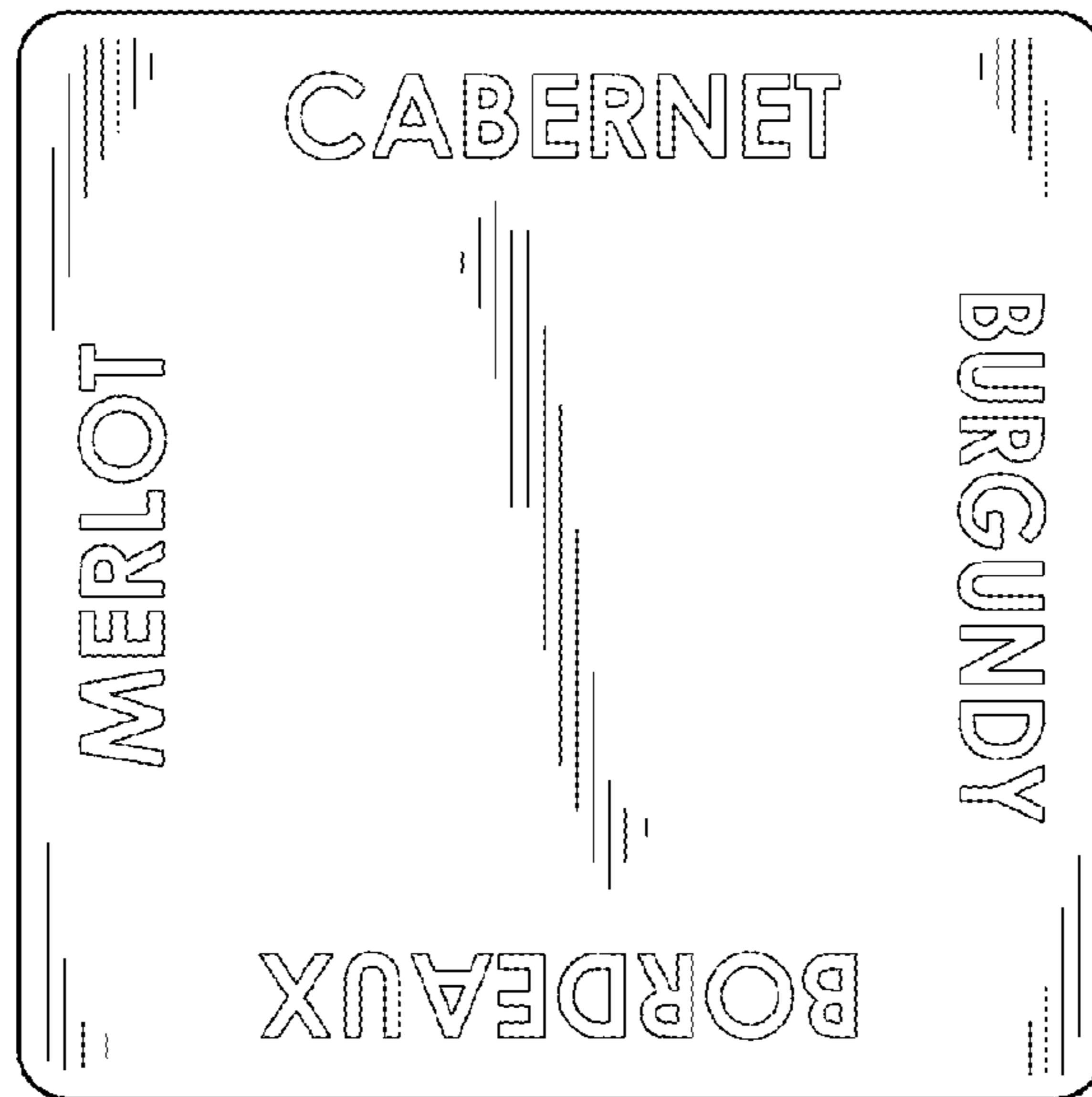


FIG. 5




FIG. 6

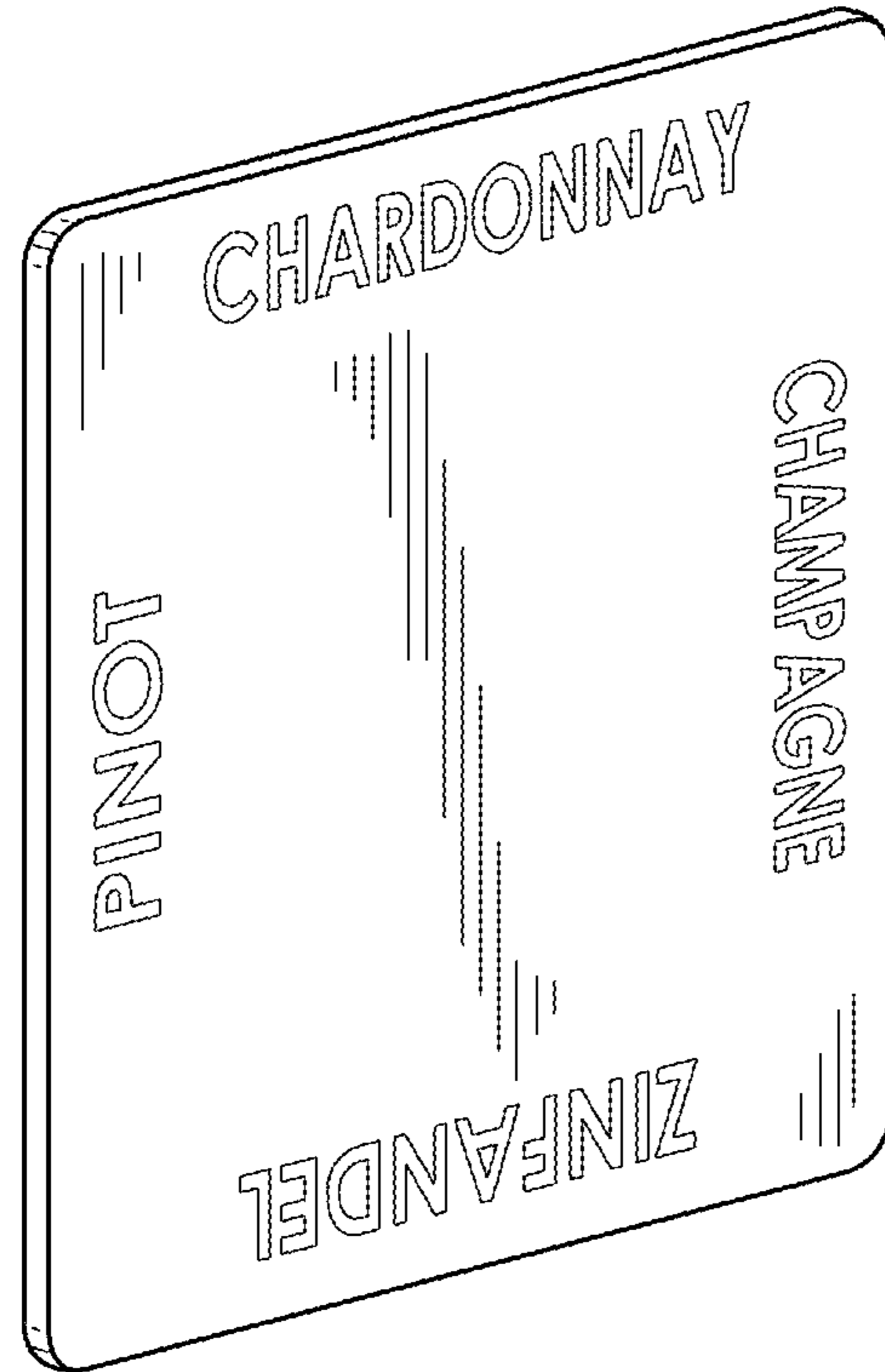


FIG. 7

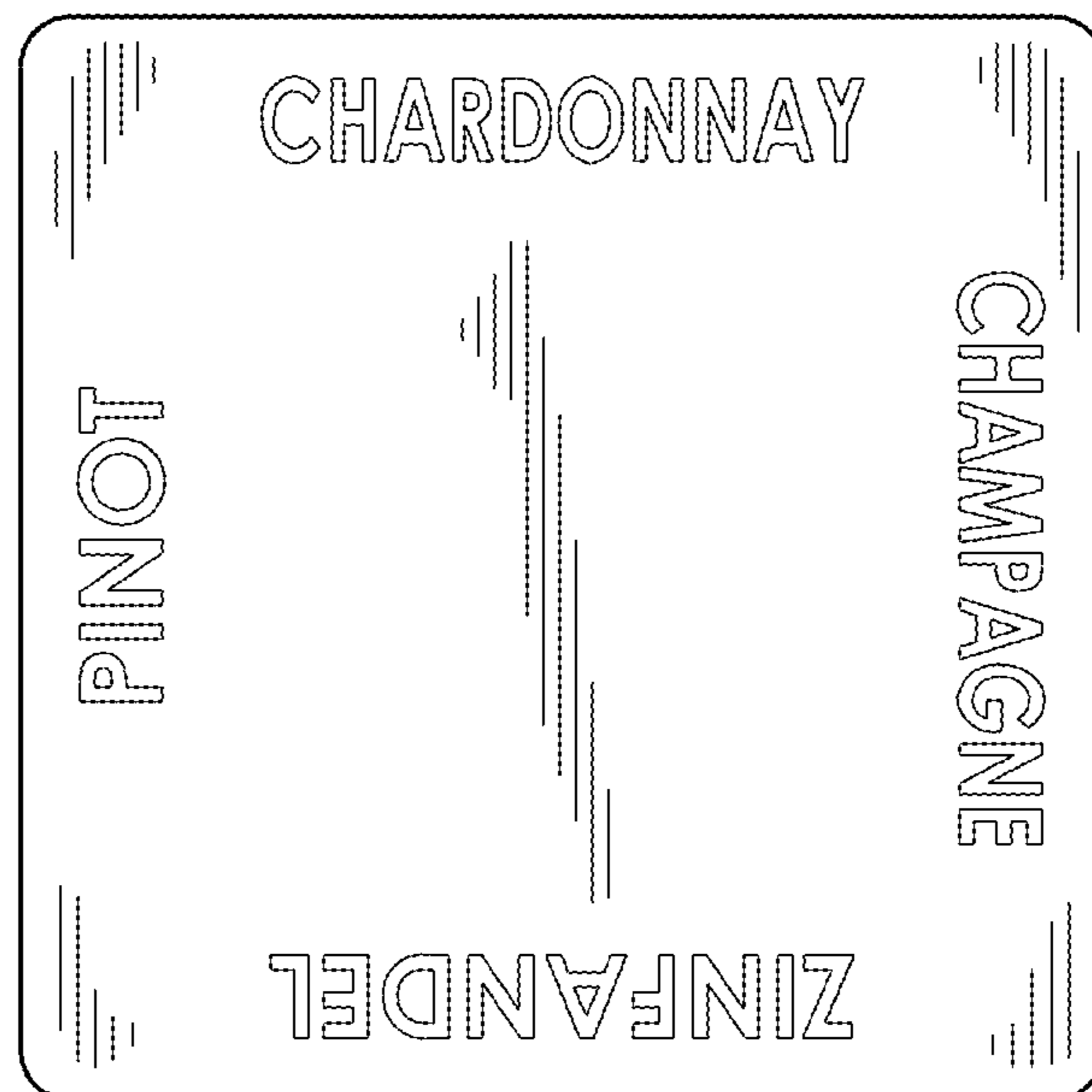


FIG. 8

FIG. 9

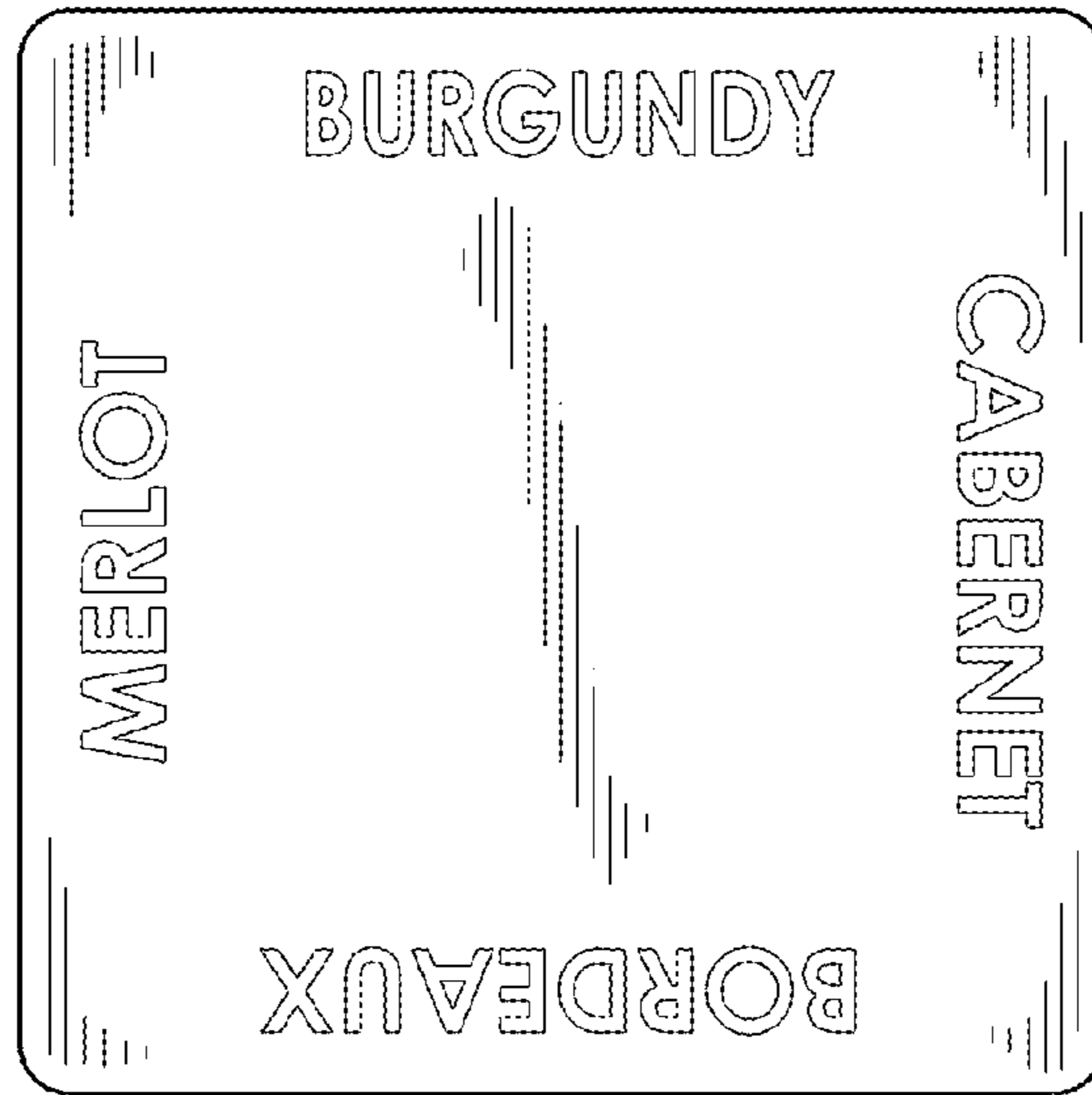


FIG. 10

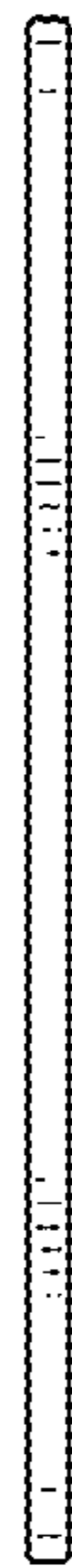



FIG. 11



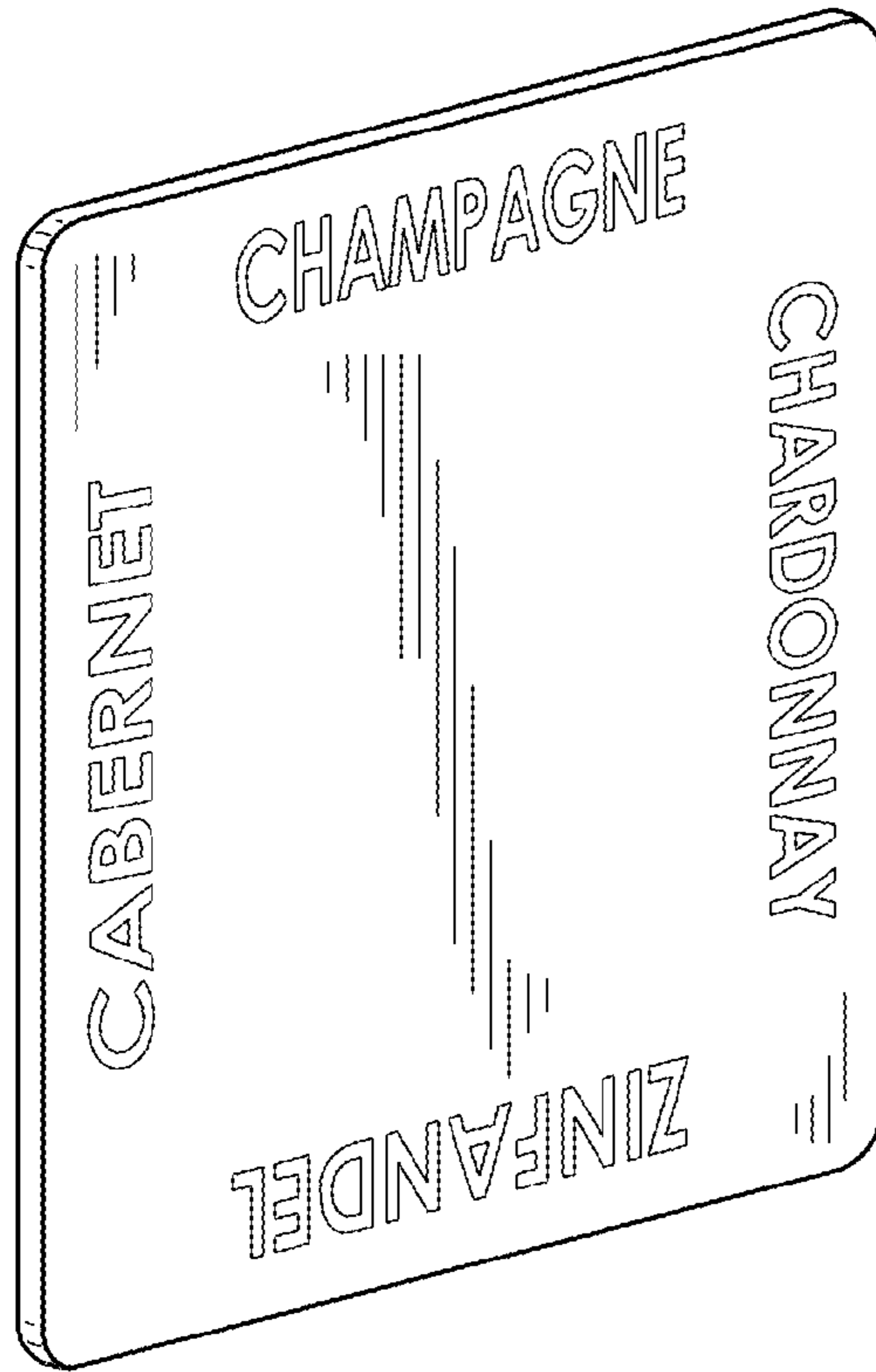


FIG. 12



FIG. 13

FIG. 14

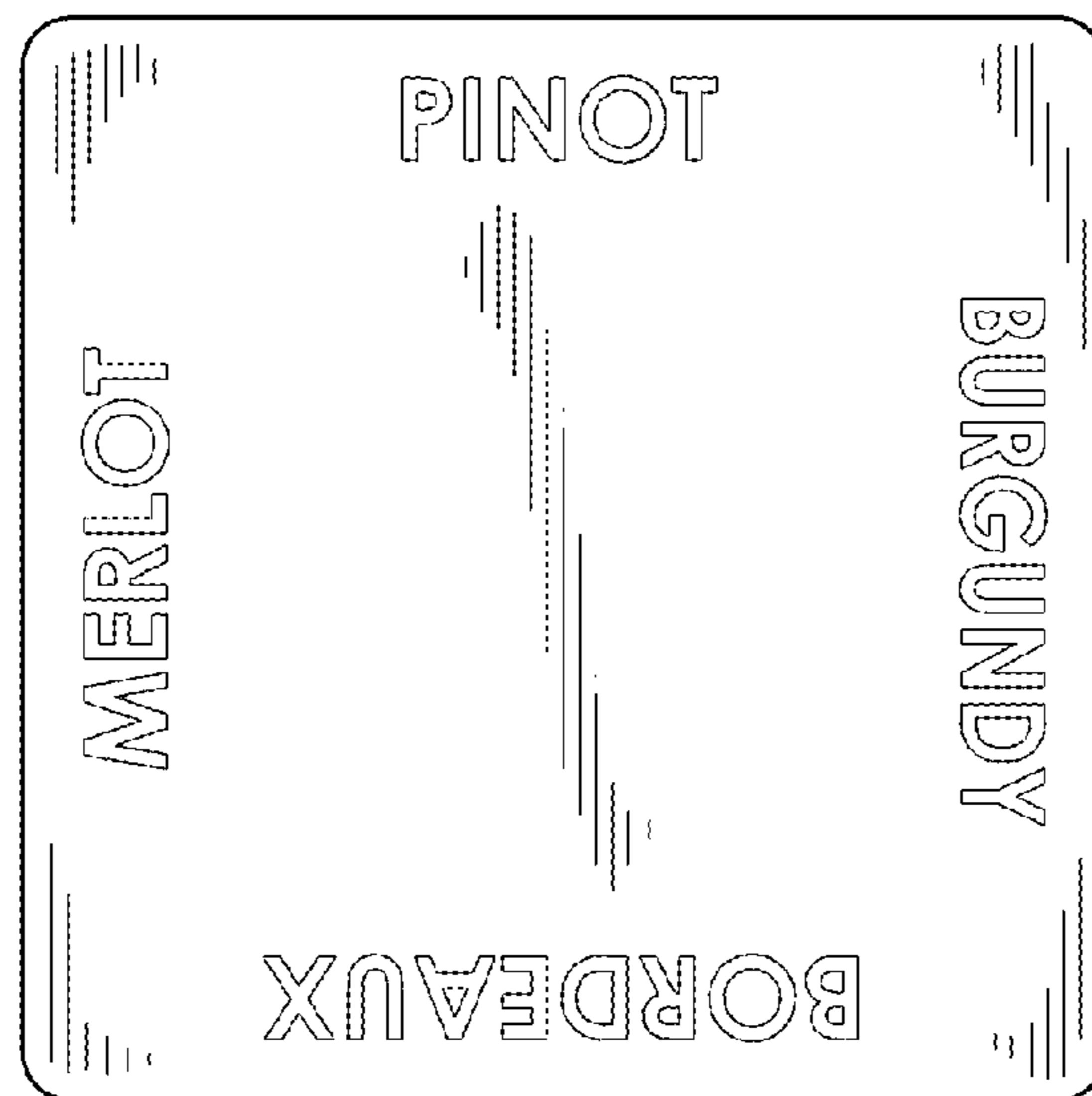


FIG. 15



FIG. 16






FIG. 17



FIG. 18

FIG. 19



FIG. 20

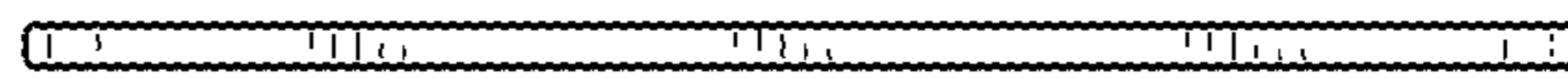



FIG. 21