



US00D725709S

(12) **United States Design Patent**
Lerner

(10) **Patent No.:** **US D725,709 S**
(45) **Date of Patent:** **** Mar. 31, 2015**

(54) **ADHESIVE LABEL FOR CONTAINER**

(56) **References Cited**

(71) Applicant: **Diego Jose Lerner**, Buenos Aires (AR)

U.S. PATENT DOCUMENTS

(72) Inventor: **Diego Jose Lerner**, Buenos Aires (AR)

D48,466	S	*	1/1916	Domecq	D20/22
D51,426	S	*	10/1917	Sweyd	D20/23
D611,545	S	*	3/2010	Williams	D20/28
D656,012	S	*	3/2012	Leu et al.	D9/434
D692,491	S	*	10/2013	Birdwell et al.	D20/22

(**) Term: **14 Years**

(21) Appl. No.: **29/467,829**

OTHER PUBLICATIONS

(22) Filed: **Sep. 24, 2013**

Mountain range isolated on white—Shutterstock.com <http://www.shutterstock.com/s/%22mountain+range%22/search.html> retrieved from the web on Oct. 30, 2014.*

(51) **LOC (10) Cl.** **19-08**

House in Alps—Shutterstock.com. http://www.shutterstock.com/...eople_age=&people_ethnicity=&people_number=&color=&secondary_submit=Search&page=1&ajax_search=1&sort_method=popular retrieved from the web on Oct. 30, 2014.*

(52) **U.S. Cl.**

USPC **D20/23**

(58) **Field of Classification Search**

CPC G09F 1/00; G09F 1/02; G09F 3/00; G09F 3/02; G09F 3/10; G09F 3/12; G09F 3/0295; G09F 3/0297; G09F 3/0298; G09F 23/00; G09F 23/0091; G09F 23/10; G09F 2003/0208; G09F 2003/0222; G09F 2003/023; G09F 2003/0251; G09F 2003/0257; G09F 2003/0264; G09F 2003/0266; G09F 2003/0267; G09F 2003/0285; G09F 2003/0288; G09F 2003/0289; G09F 2023/0025; G09F 2023/0091; G09F 29/00; G09F 29/02; B65C 3/12; B65C 3/163; B65D 25/205

USPC D20/10, 11, 19, 22–28, 40, 99; 40/5, 6, 40/124.01–124.09, 124.11–124.19, 40/124.191, 299.01, 306–308, 310, 312, 40/313, 340, 360, 625, 626, 630, 662, 668, 40/675; D9/434; D24/138, 189; 283/56, 283/67, 71, 81, 101, 106; 428/40.1, 428/42.1–42.3, 43, 48, 61, 914; 272/160

See application file for complete search history.

* cited by examiner

Primary Examiner — Mary Ann Calabrese
(74) *Attorney, Agent, or Firm* — Mark Terry

(57) **CLAIM**

The ornamental design for adhesive label for a container, as shown and described.

DESCRIPTION

FIG. 1 is a front perspective view of an adhesive label for a container, showing the new design; FIG. 2 is a top perspective view thereof; FIG. 3 is a top view thereof; FIG. 4 is a bottom view thereof; FIG. 5 is a front view thereof; FIG. 6 is a rear view thereof; and, FIG. 7 is a side view thereof. The broken lines shown in the drawings are for illustrative purposes only and form no part of the claimed design.

1 Claim, 6 Drawing Sheets






Fig. 1

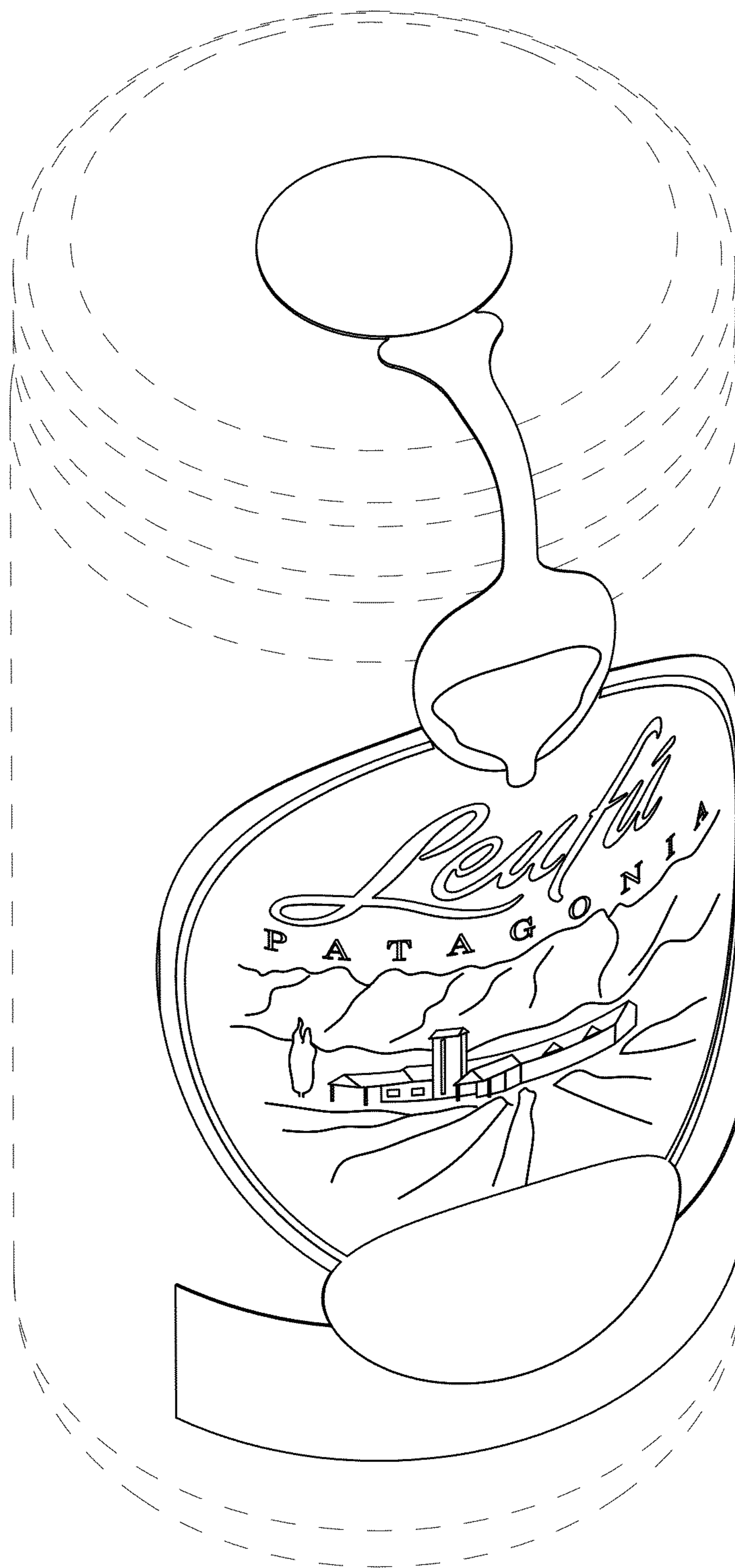


Fig. 2

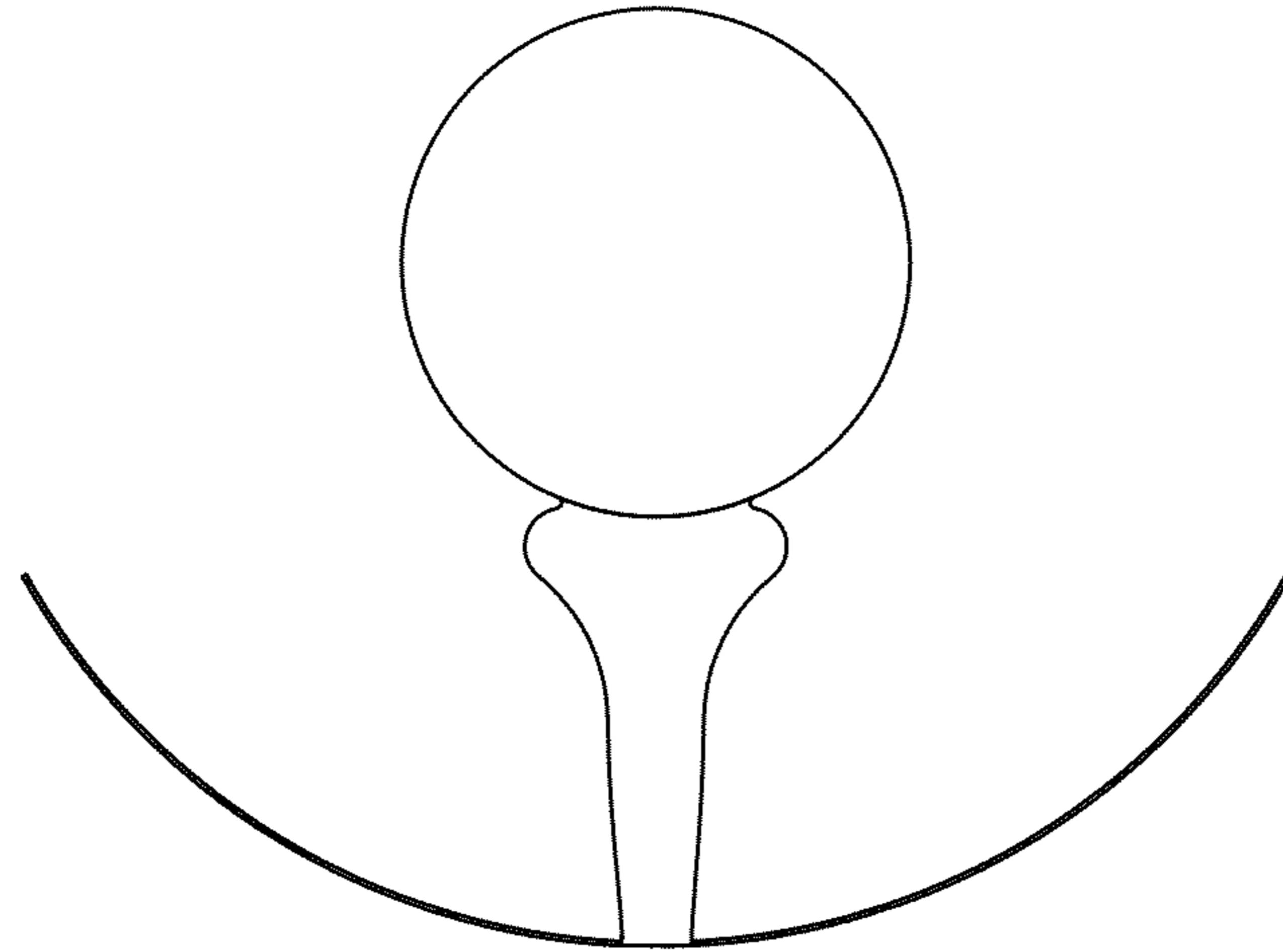


Fig. 3

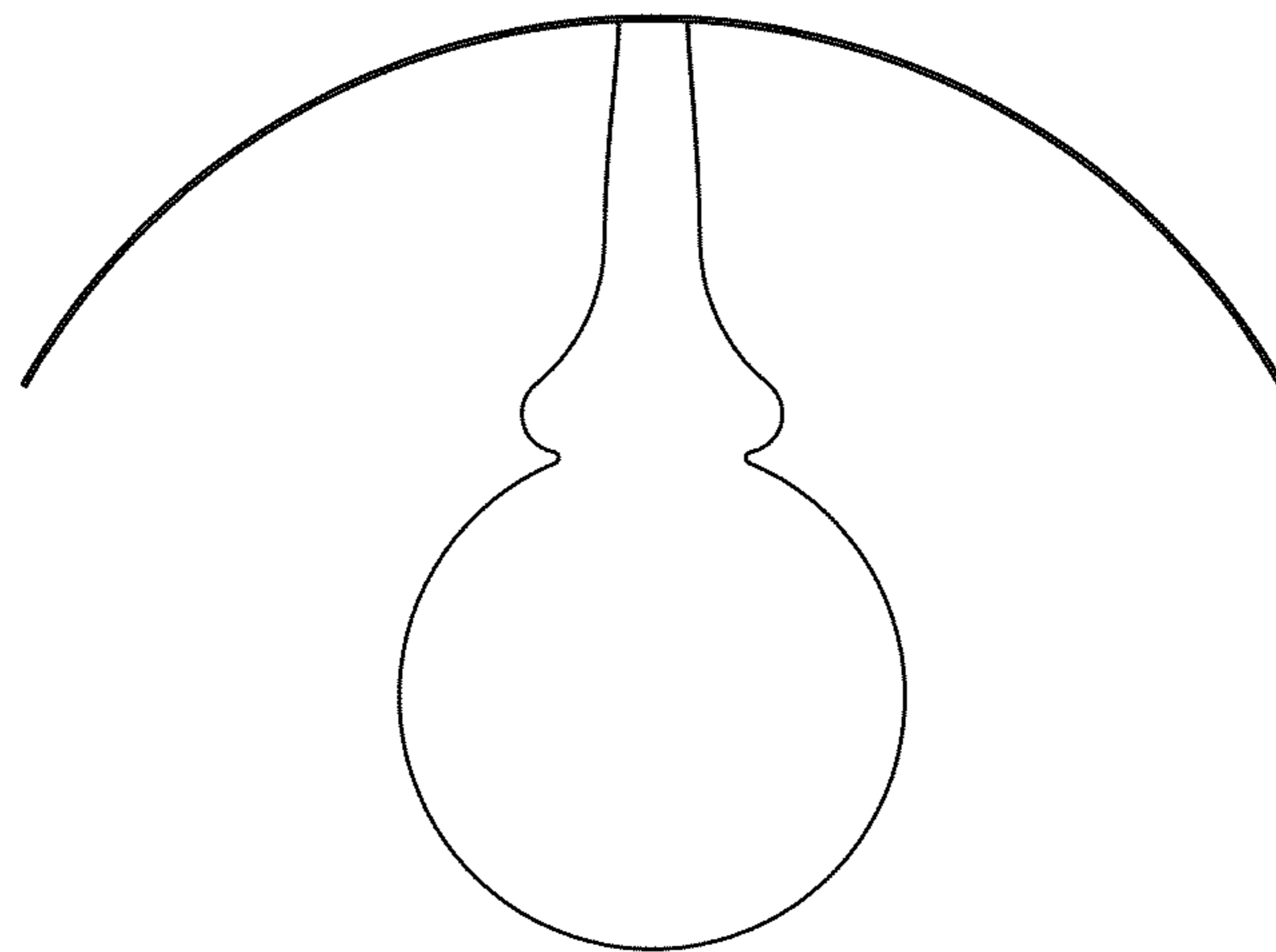


Fig. 4



Fig. 5

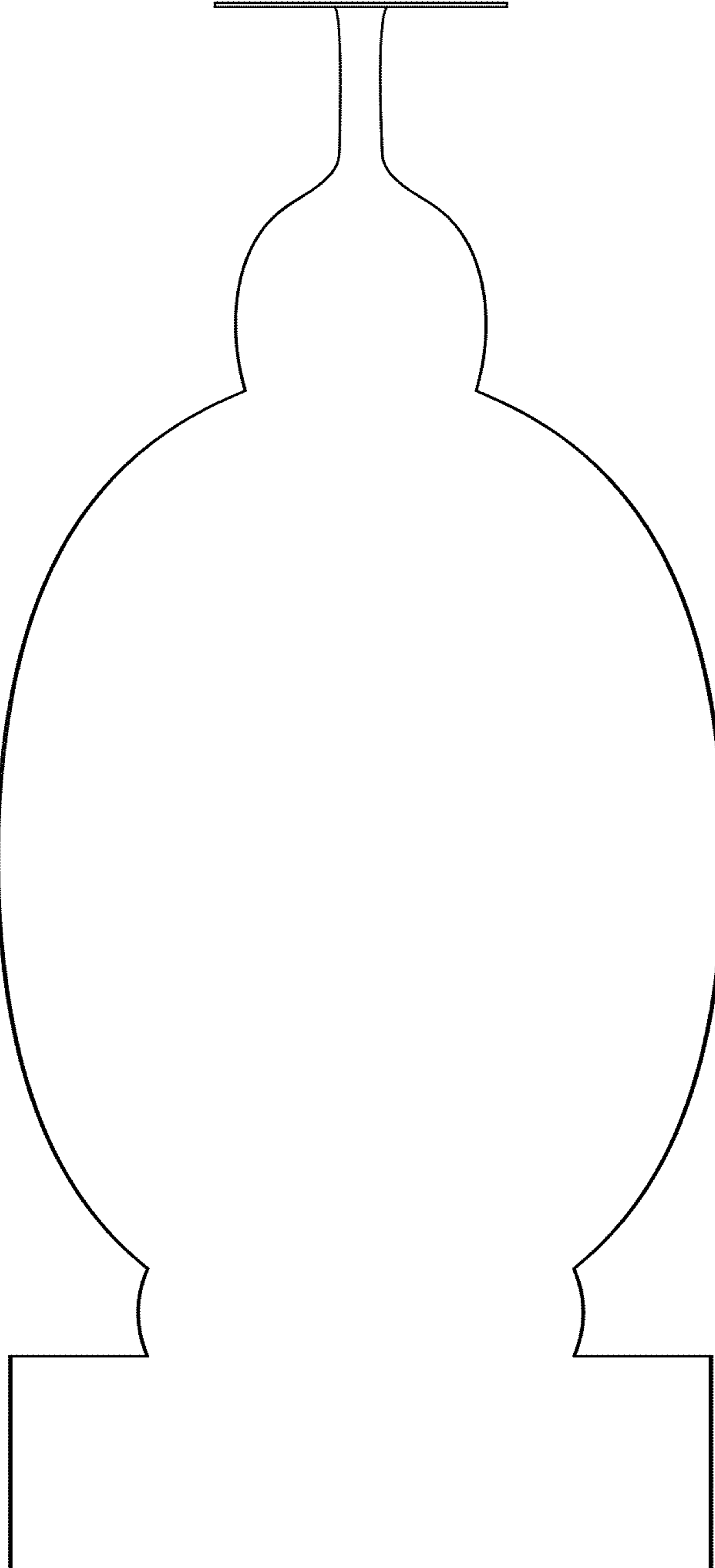


Fig. 6



Fig. 7