



US00D725688S

(12) **United States Design Patent**
Kile

(10) **Patent No.:** **US D725,688 S**
(45) **Date of Patent:** **** Mar. 31, 2015**

(54) **TRANSPARENT OIL MONITORING AND MAINTENANCE COVER**

(71) Applicant: **Ronald J. Kile**, Rosalia, WA (US)

(72) Inventor: **Ronald J. Kile**, Rosalia, WA (US)

(**) Term: **14 Years**

(21) Appl. No.: **29/452,769**

(22) Filed: **Apr. 22, 2013**

(51) **LOC (10) Cl.** **15-99**

(52) **U.S. Cl.**
USPC **D15/150**

(58) **Field of Classification Search**
USPC D9/454; D15/150, 151, 152; 137/87;
141/86; 184/6.23, 6.4, 27.3, 6.24, 6.28,
184/27.1, 31, 55, 58.65, 81, 108; 248/129;
280/47.34, 79.2, 79.5; 364/140;
418/270

See application file for complete search history.

(56) **References Cited**

U.S. PATENT DOCUMENTS

D113,679 S	3/1939	Neely
4,149,575 A	4/1979	Fisher
D332,300 S	1/1993	Eastom
D337,594 S	7/1993	Strauch
D342,531 S	12/1993	Commander et al.
D374,447 S	10/1996	Brewer
D381,030 S	7/1997	Tepman
D399,224 S	10/1998	Maynard

D411,800 S	7/1999	Kokenge et al.
D419,881 S	2/2000	Kokenge et al.
D536,614 S	2/2007	Peterson et al.
D585,280 S	1/2009	Stuart
D594,326 S	6/2009	Colacitti
D597,837 S	8/2009	Stuart
D639,414 S	6/2011	Berndt
D666,227 S	8/2012	Kile
D689,108 S *	9/2013	Kile D15/150
D699,772 S *	2/2014	Kile D15/150
D700,227 S *	2/2014	Kile D15/150
2006/0175326 A1	8/2006	Kirkland et al.
2007/0014102 A1	1/2007	Drane et al.
2008/0169293 A1	7/2008	Kurtz et al.

* cited by examiner

Primary Examiner — Patricia Palasik

(74) *Attorney, Agent, or Firm* — Michael W. Goltry; Robert A. Parsons; Parsons & Goltry

(57) **CLAIM**

The ornamental design for a transparent oil monitoring and maintenance cover, as shown and described.

DESCRIPTION

FIG. 1 is a top perspective view of a transparent oil monitoring and maintenance cover showing my new design; FIG. 2 is a bottom perspective view thereof; FIG. 3 is a top plan view thereof; FIG. 4 is a bottom plan view thereof; and, FIG. 5 is a front elevation view thereof, the rear elevation view thereof, the right side elevation view thereof, and the left side elevation view thereof being the same thereof.

1 Claim, 5 Drawing Sheets

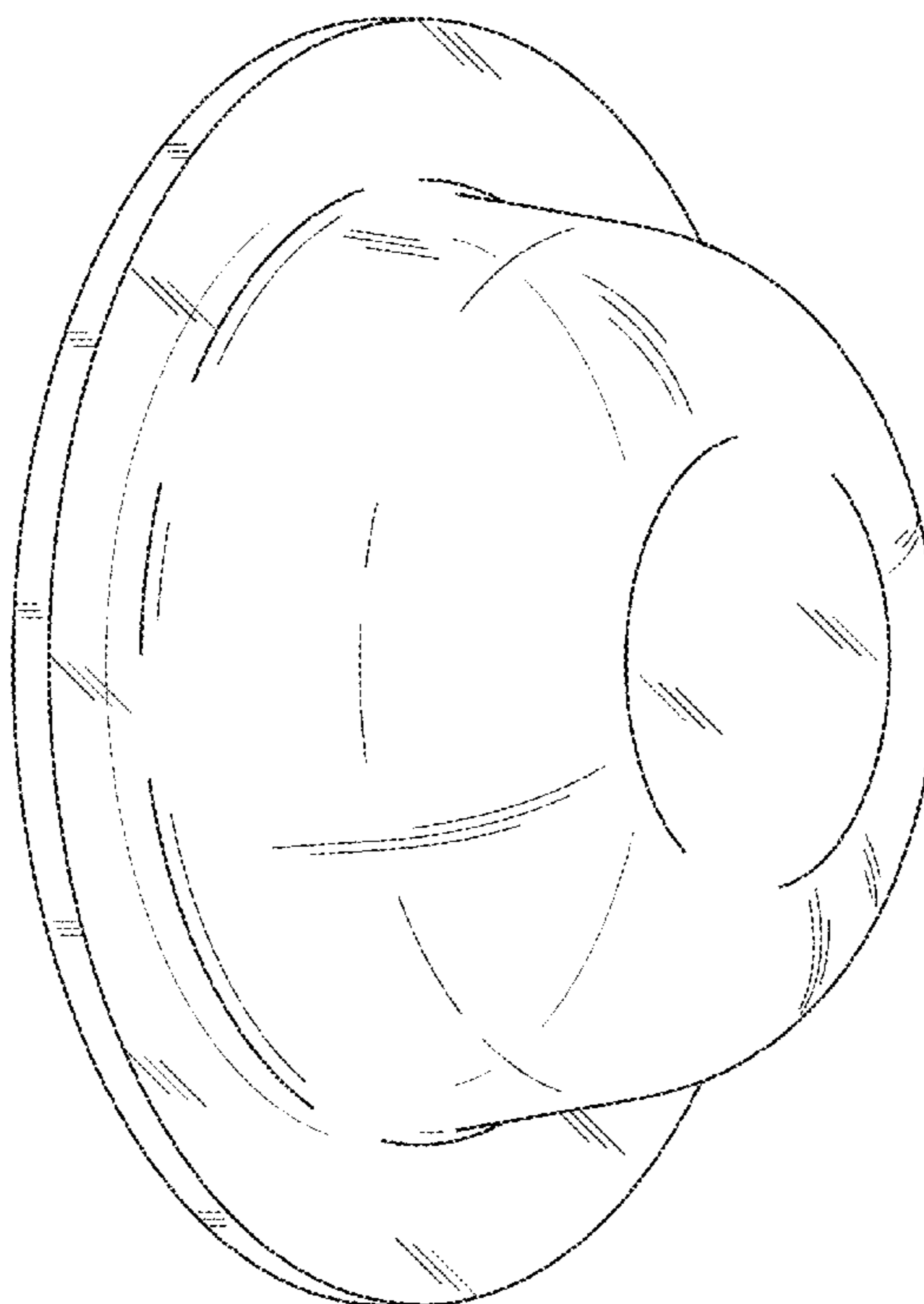




FIG. 1

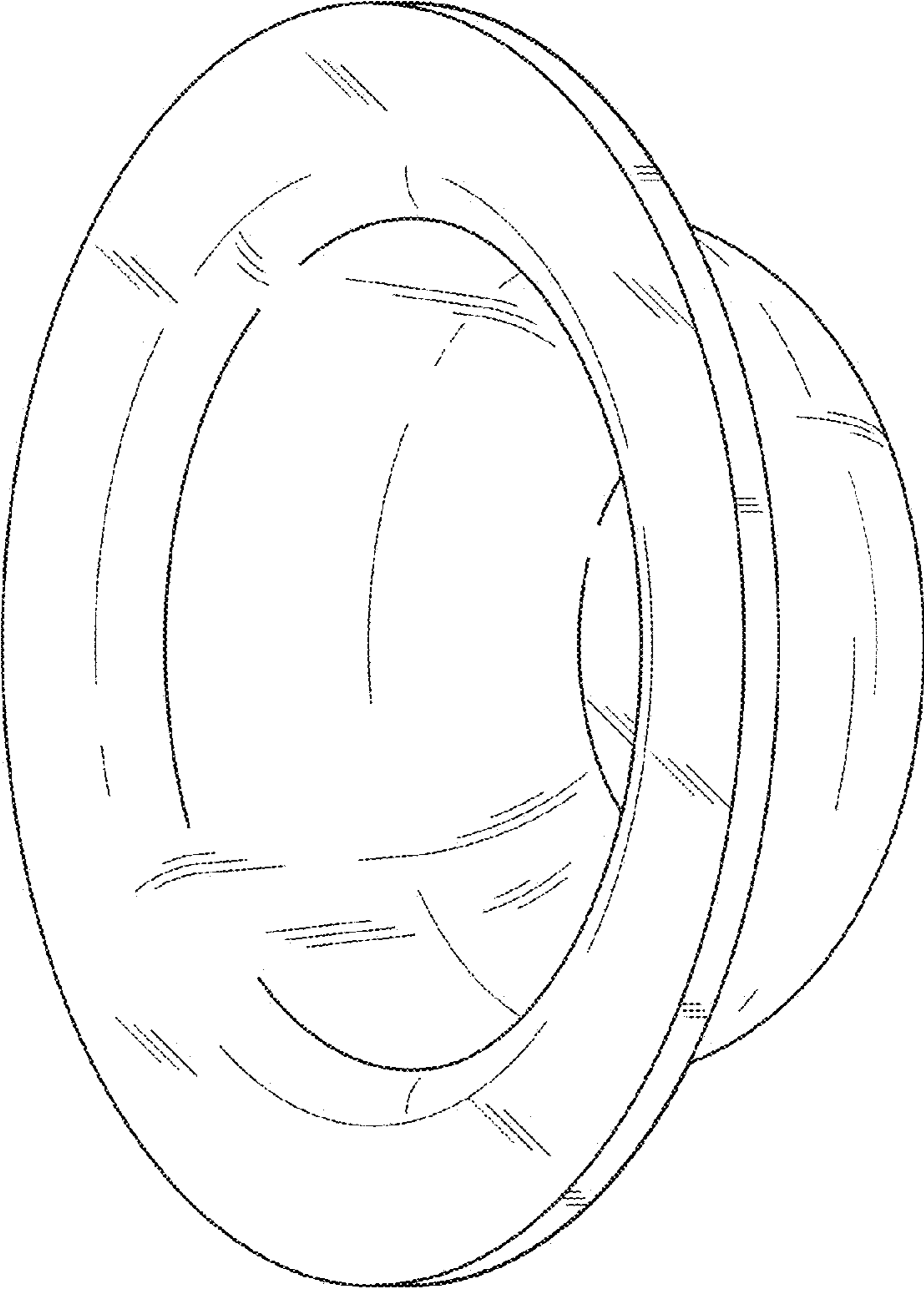


FIG. 2

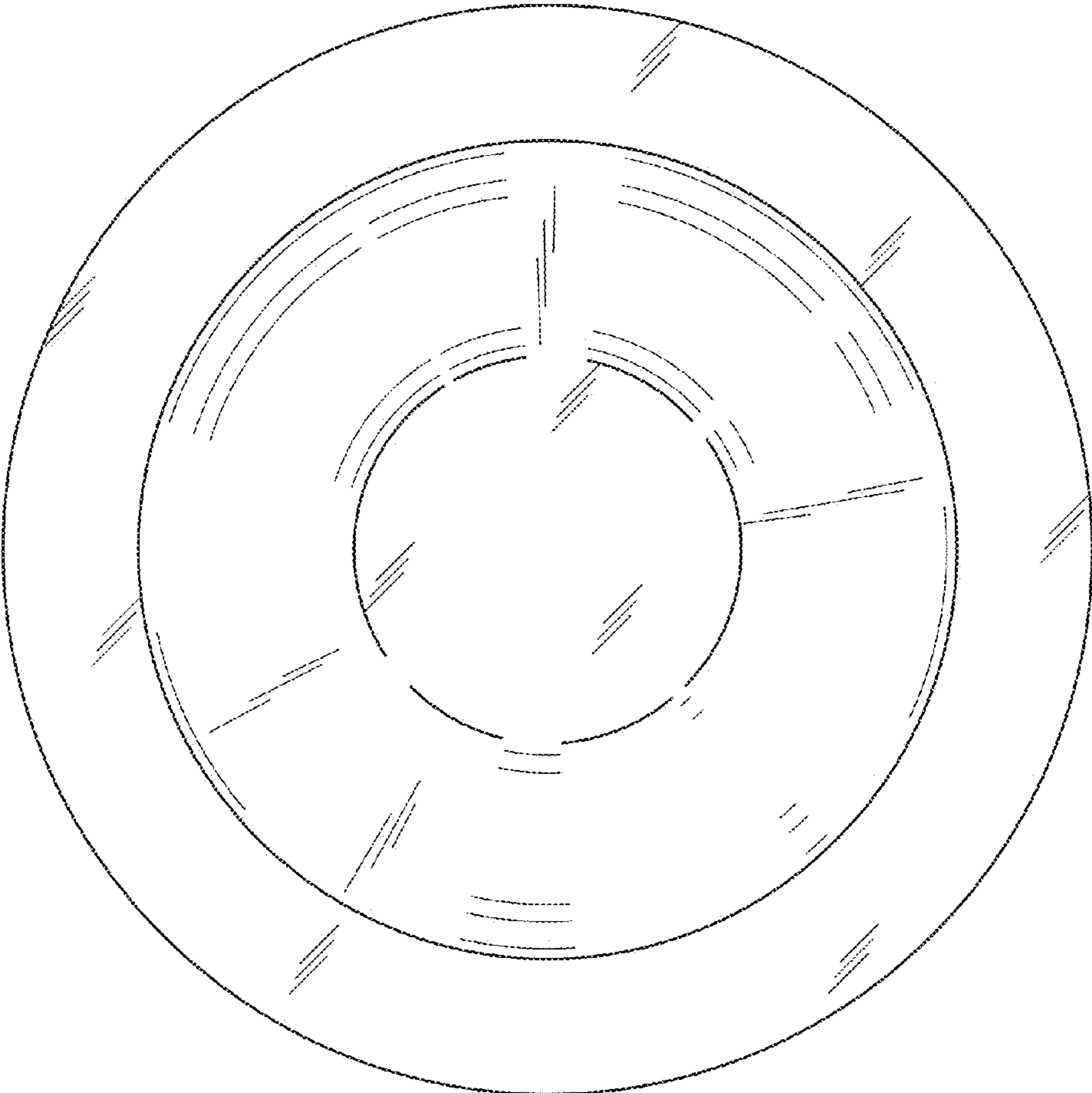


FIG. 3

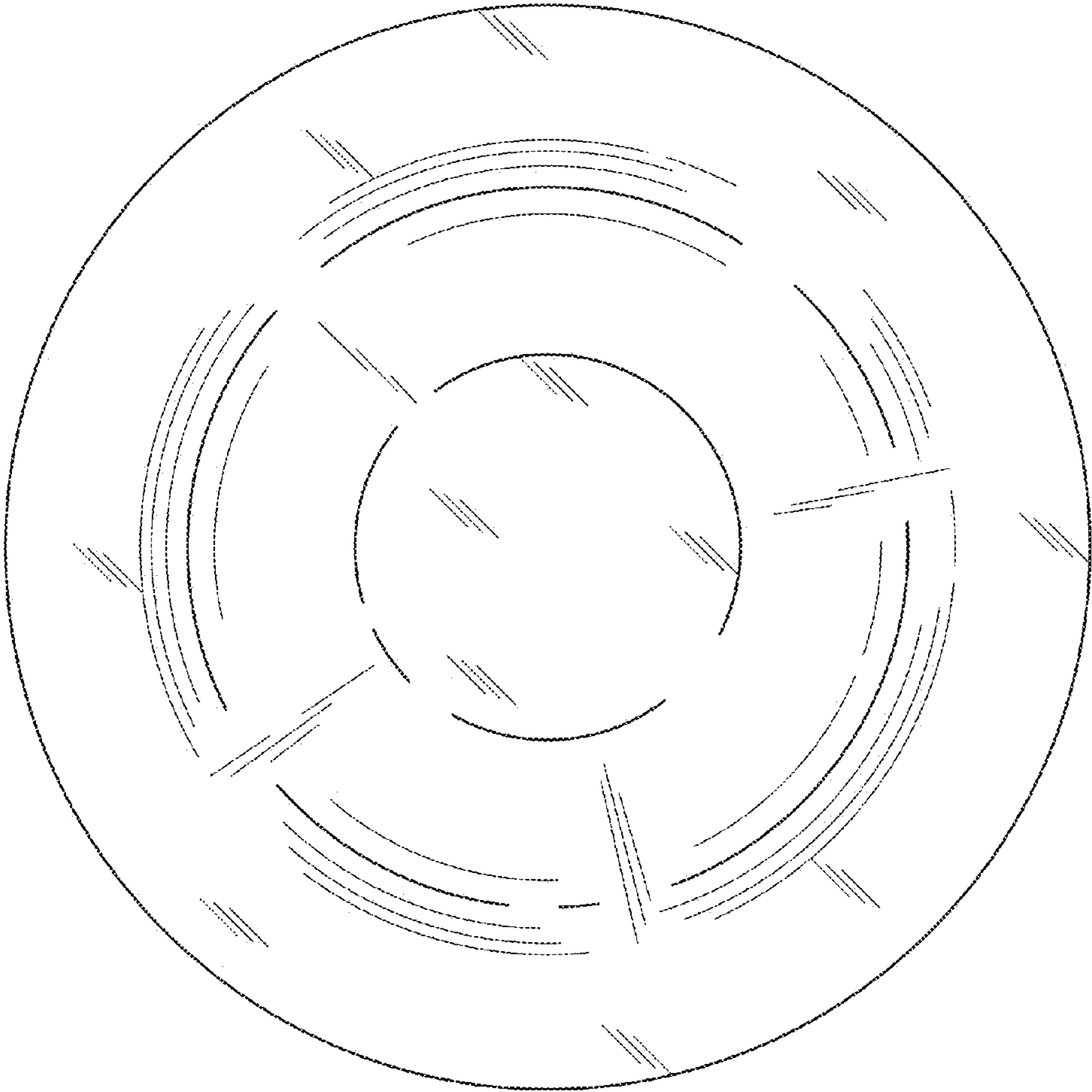


FIG. 4

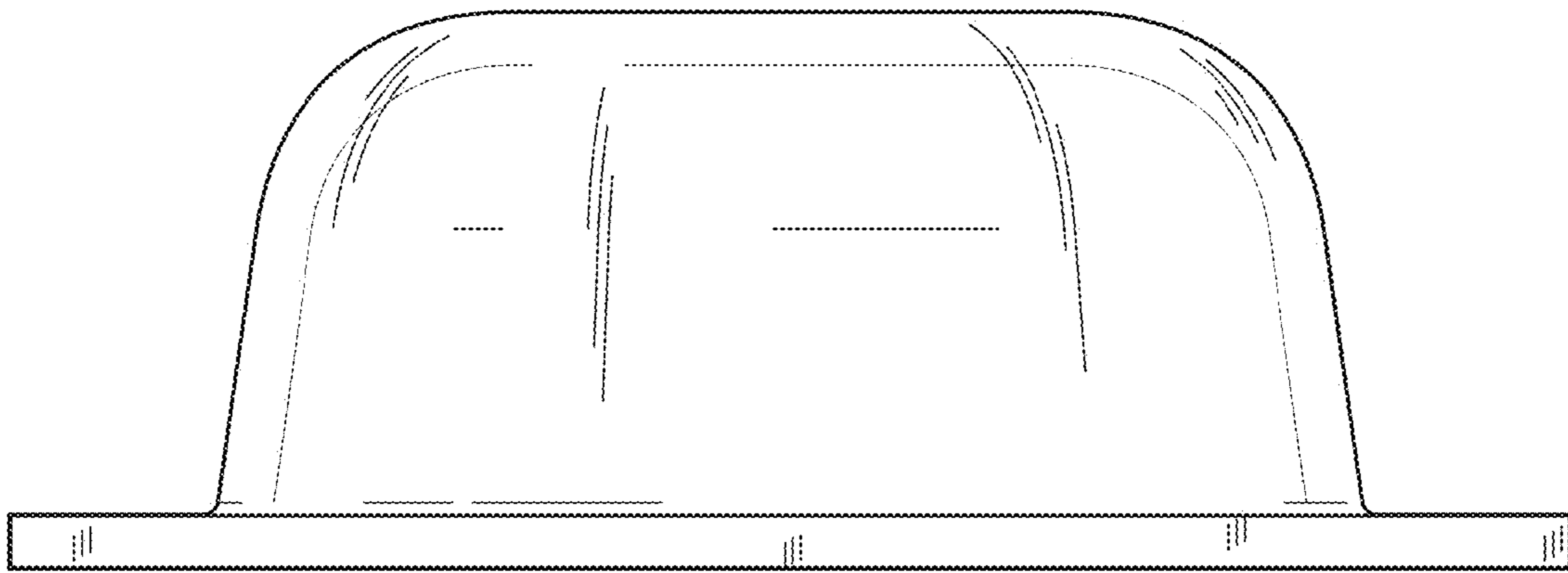


FIG. 5