



US00D725592S

(12) **United States Design Patent**
Tsai

(10) **Patent No.:** **US D725,592 S**
(45) **Date of Patent:** **** Mar. 31, 2015**

(54) **POWER BANK**
(71) Applicant: **Adata Technology Co., Ltd.**, New Taipei (TW)
(72) Inventor: **Feng-Mi Tsai**, New Taipei (TW)
(73) Assignee: **Adata Technology Co., Ltd.**, New Taipei (TW)
(**) Term: **14 Years**
(21) Appl. No.: **29/489,849**
(22) Filed: **May 2, 2014**

D643,427 S *	8/2011	McGoldrick et al.	D14/356
D648,270 S *	11/2011	Jiang	D13/103
D653,609 S *	2/2012	Bende	D13/102
D656,091 S *	3/2012	van den Donker et al. ..	D13/102
D682,777 S *	5/2013	Gupta et al.	D13/103
8,541,985 B1 *	9/2013	Wong	320/140
D692,826 S *	11/2013	Aida et al.	D13/108
D694,233 S *	11/2013	Hoofnagle et al.	D14/356
D697,865 S *	1/2014	Saito et al.	D13/103
D704,135 S *	5/2014	Stewart et al.	D13/108
D709,026 S *	7/2014	Lee et al.	D13/103
D713,786 S *	9/2014	Wen	D13/108
2008/0150486 A1 *	6/2008	Kuan-Ting et al.	320/128
2013/0049675 A1 *	2/2013	Minami	320/103

* cited by examiner

(30) **Foreign Application Priority Data**
Mar. 26, 2014 (TW) 103301716
(51) **LOC (10) Cl.** **13-02**
(52) **U.S. Cl.**
USPC **D13/108; D13/103**
(58) **Field of Classification Search**
USPC D13/102-110, 118-119, 184, 199;
D14/356, 432; 320/103, 111-115,
320/135-146
See application file for complete search history.

Primary Examiner — Rosemary K Tarcza
(74) *Attorney, Agent, or Firm* — Li & Cai Intellectual Property (USA) Office


(57) **CLAIM**
The ornamental design for a “power bank,” as shown and described.

(56) **References Cited**
U.S. PATENT DOCUMENTS
D587,267 S * 2/2009 Wang D14/356
D593,940 S * 6/2009 Nomi et al. D13/103
D598,375 S * 8/2009 Nomi D13/108
D629,399 S * 12/2010 Camarena et al. D14/356
D641,754 S * 7/2011 Camarena et al. D14/356
D642,514 S * 8/2011 Van Den Donker et al. D13/102

DESCRIPTION

FIG. 1 is a perspective view of a power bank showing our new design;
FIG. 2 is a front view thereof;
FIG. 3 is a rear view thereof;
FIG. 4 is a left side view thereof;
FIG. 5 is a right side view thereof;
FIG. 6 is a top view thereof;
FIG. 7 is a bottom view thereof; and,
FIG. 8 is a perspective view viewed from another visual angle thereof.

1 Claim, 6 Drawing Sheets






FIG.1

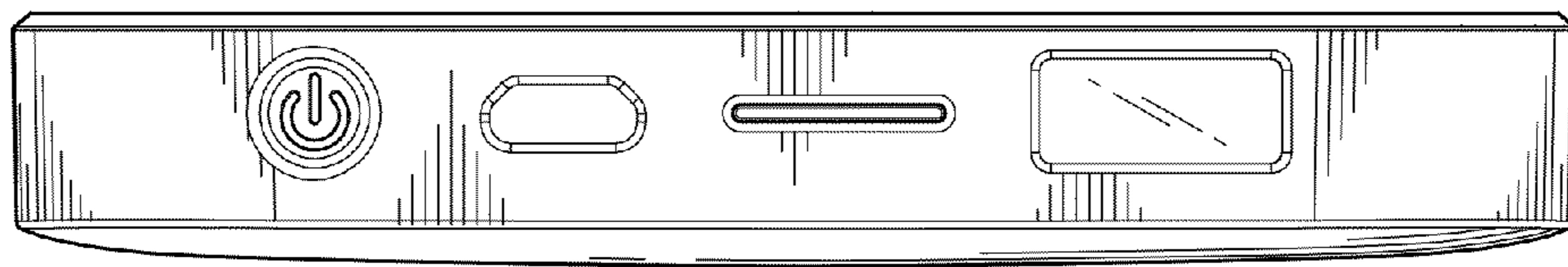


FIG. 2

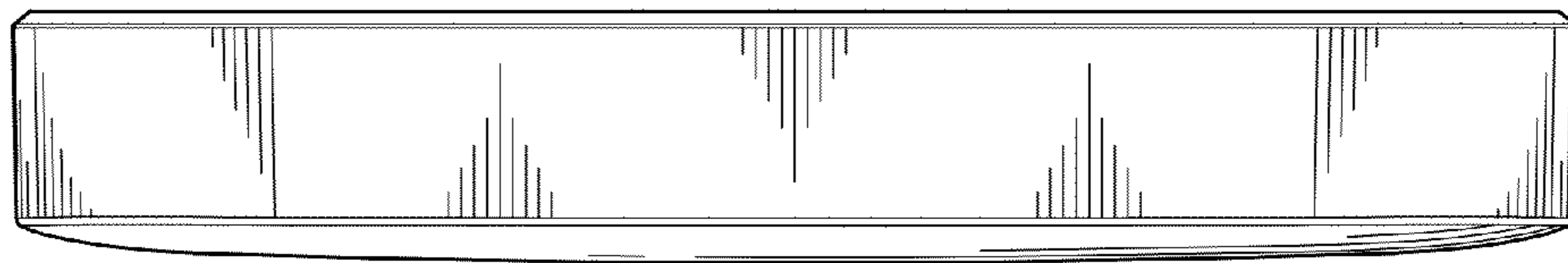


FIG. 3

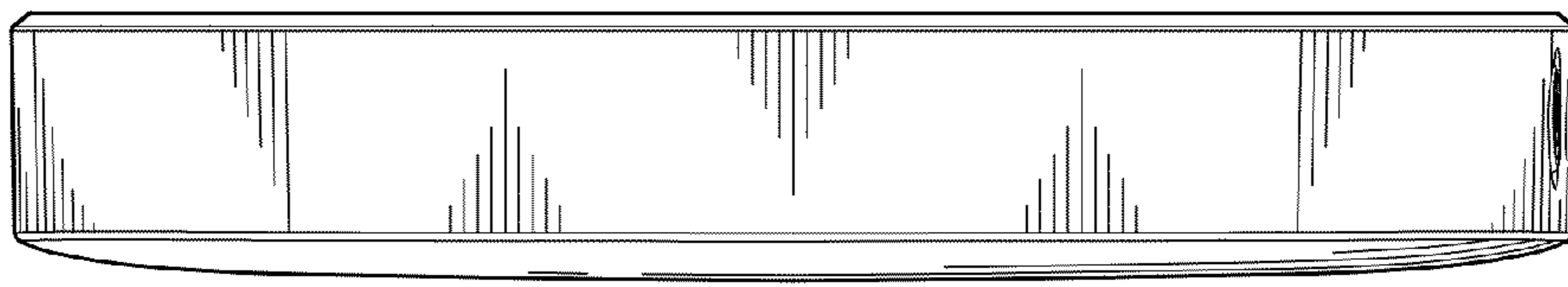


FIG. 4

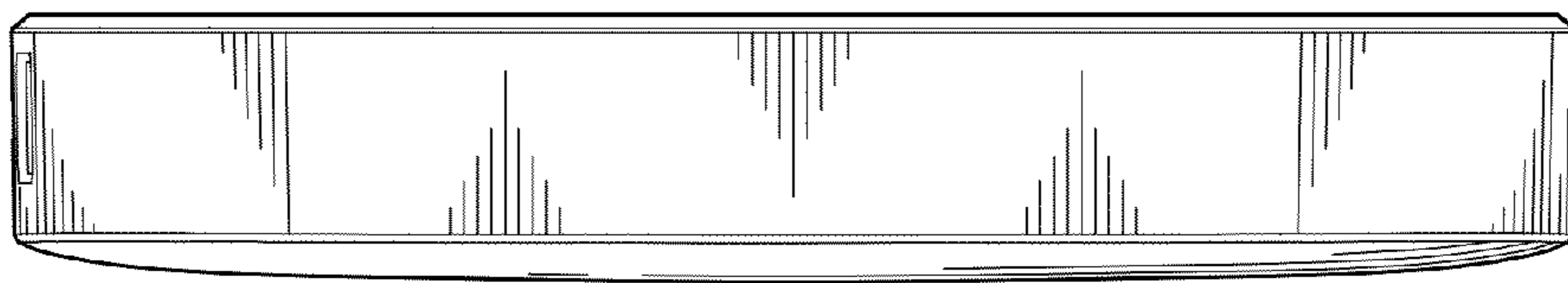


FIG. 5



FIG.6




FIG.7

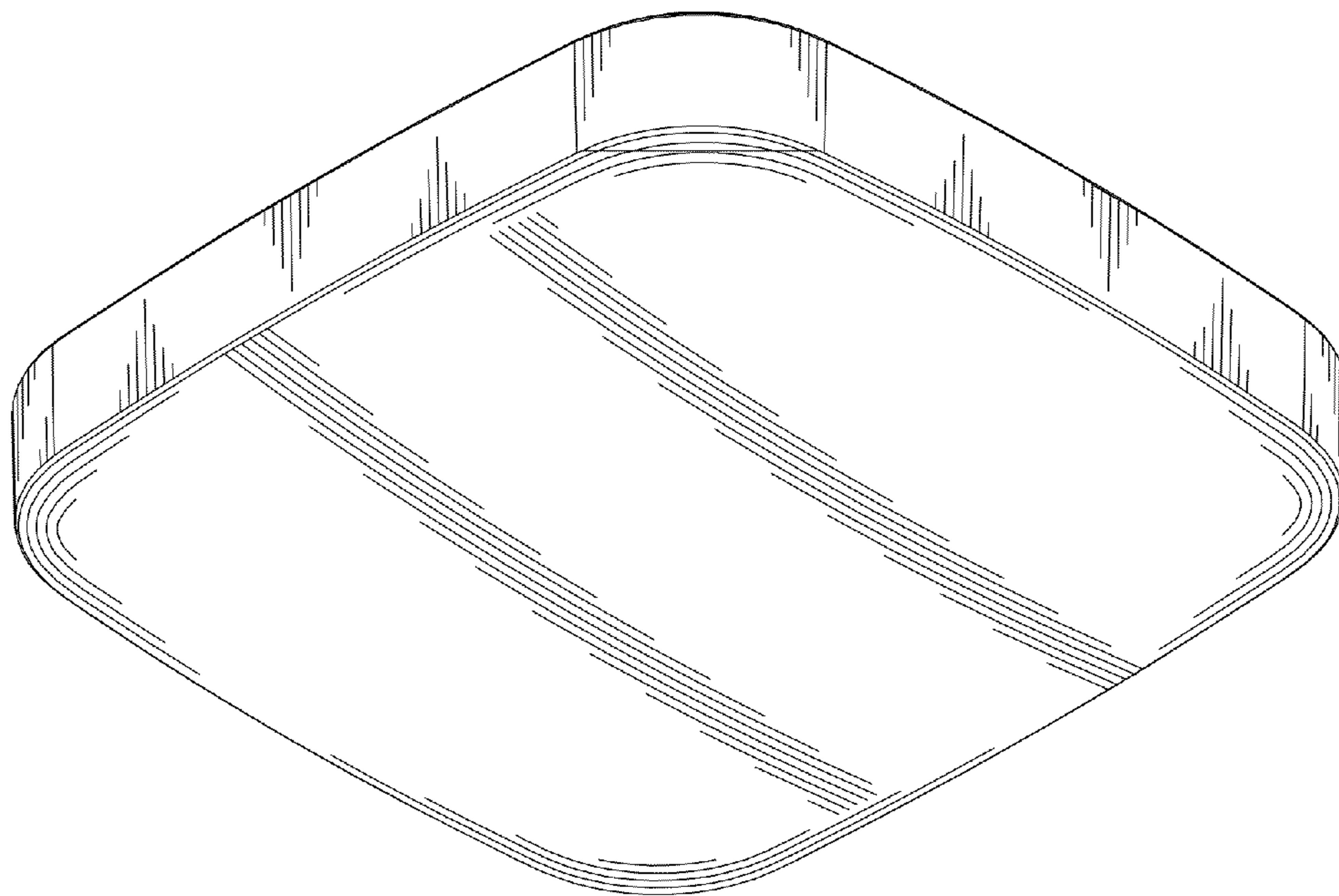


FIG.8