

US00D725590S

(12) **United States Design Patent**
Clyne et al.

(10) **Patent No.:** **US D725,590 S**
(45) **Date of Patent:** **** Mar. 31, 2015**

(54) **BATTERY**

(71) Applicant: **GoPro, Inc.**, San Mateo, CA (US)

(72) Inventors: **Joshua Randall Clyne**, Sunnyvale, CA (US); **William Drew Atkinson**, San Francisco, CA (US); **Sameer Venugopal**, Milpitas, CA (US); **David Andres Guasca**, San Mateo, CA (US)

(73) Assignee: **GoPro, Inc.**, San Mateo, CA (US)

(**) Term: **14 Years**

(21) Appl. No.: **29/496,419**

(22) Filed: **Jul. 11, 2014**

(51) **LOC (10) Cl.** **13-02**

(52) **U.S. Cl.**
USPC **D13/103**

(58) **Field of Classification Search**
CPC Y02E 60/12; Y02E 60/122; Y02E 60/124;
Y02E 60/50; H01M 2/02; H01M 2/022;
H01M 2/0202; H01M 2/0207; H01M 2/0212;
H01M 2/1061; H01M 2/1022; H01M 2/1055;
H01M 2/1066; H01M 2/105; H01M 2/204;
H01M 10/4257; H01M 10/0436; H01M 10/48
USPC D13/102-106, 110, 119-121, 184;
429/96-100, 163, 176
See application file for complete search history.

(56) **References Cited**

U.S. PATENT DOCUMENTS

D423,449 S * 4/2000 Naskali D13/103
D516,502 S * 3/2006 Small D13/103
D526,612 S * 8/2006 Sugeno et al. D13/103

D584,683 S * 1/2009 Preliasco et al. D13/103
D631,835 S * 2/2011 Neidhart D13/103
D644,988 S * 9/2011 Finney et al. D13/103
D647,944 S * 11/2011 Jannard et al. D16/237
D682,777 S * 5/2013 Gupta et al. D13/103

* cited by examiner

Primary Examiner — Rosemary K Tarcza
(74) *Attorney, Agent, or Firm* — Fenwick & West LLP


(57) **CLAIM**

The ornamental design for a battery, as shown and described.

DESCRIPTION

FIG. 1 is a front, top, and left side perspective view of a battery showing our new design according to a first embodiment;
FIG. 2 is a rear, top, and right side perspective view thereof;
FIG. 3 is a rear, bottom, and right side perspective view thereof;
FIG. 4 is a front, bottom, and left side perspective view thereof;
FIG. 5 is a partial close-up of a front and left side perspective view thereof;
FIG. 6 is a front elevational view thereof;
FIG. 7 is a rear elevational view thereof;
FIG. 8 is a left side elevational view thereof;
FIG. 9 is a right side elevational view thereof;
FIG. 10 is a top plan view thereof; and,
FIG. 11 is a bottom plan view thereof.
The broken lines in the drawings showing portions of the battery are included for the purpose of illustrating environmental structure and form no part of the claimed design.

1 Claim, 11 Drawing Sheets



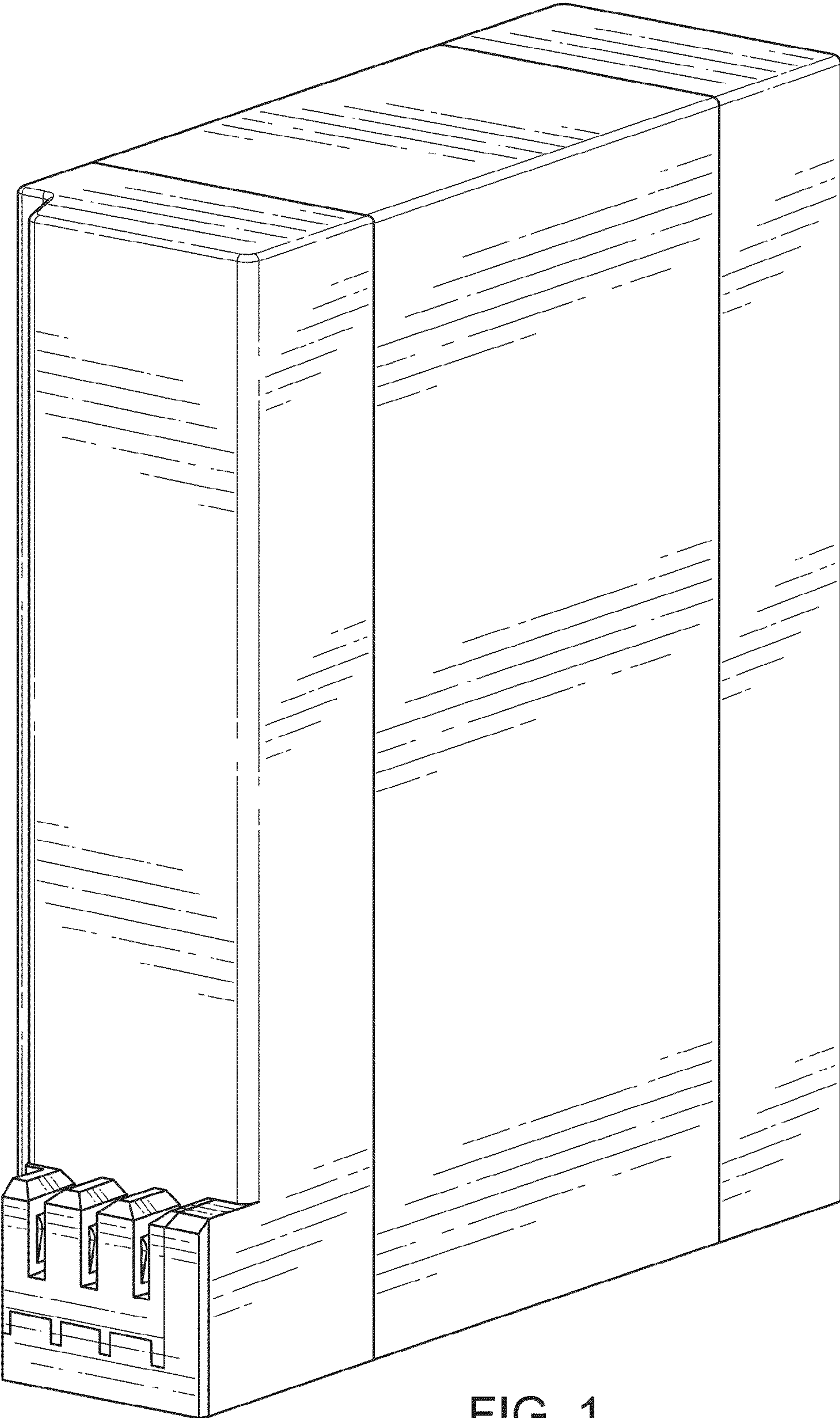


FIG. 1




FIG. 2




FIG. 3




FIG. 4

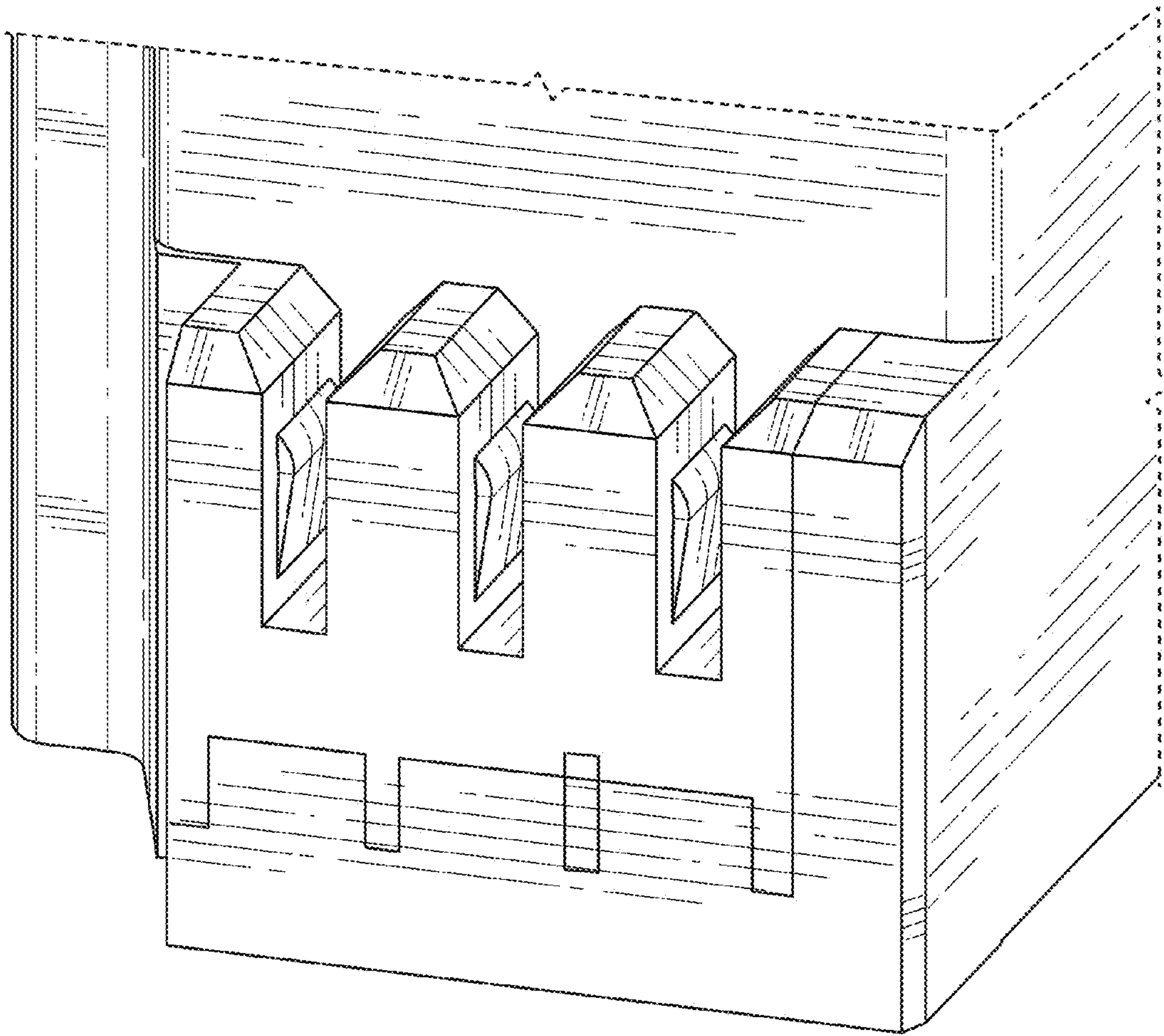


FIG. 5




FIG. 6



FIG. 7

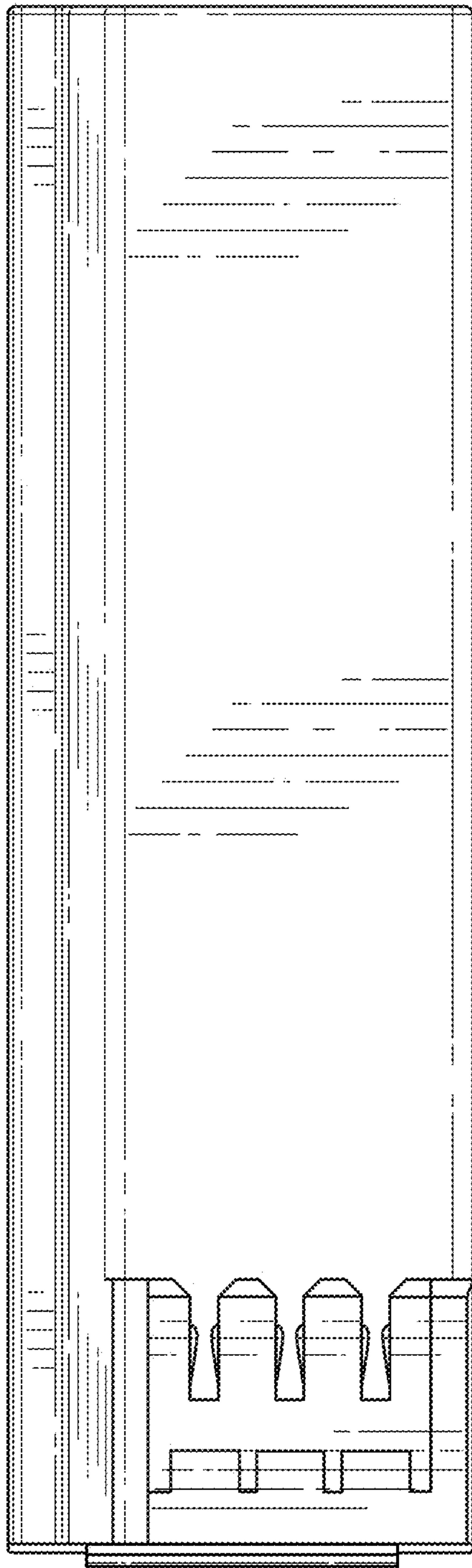


FIG. 8

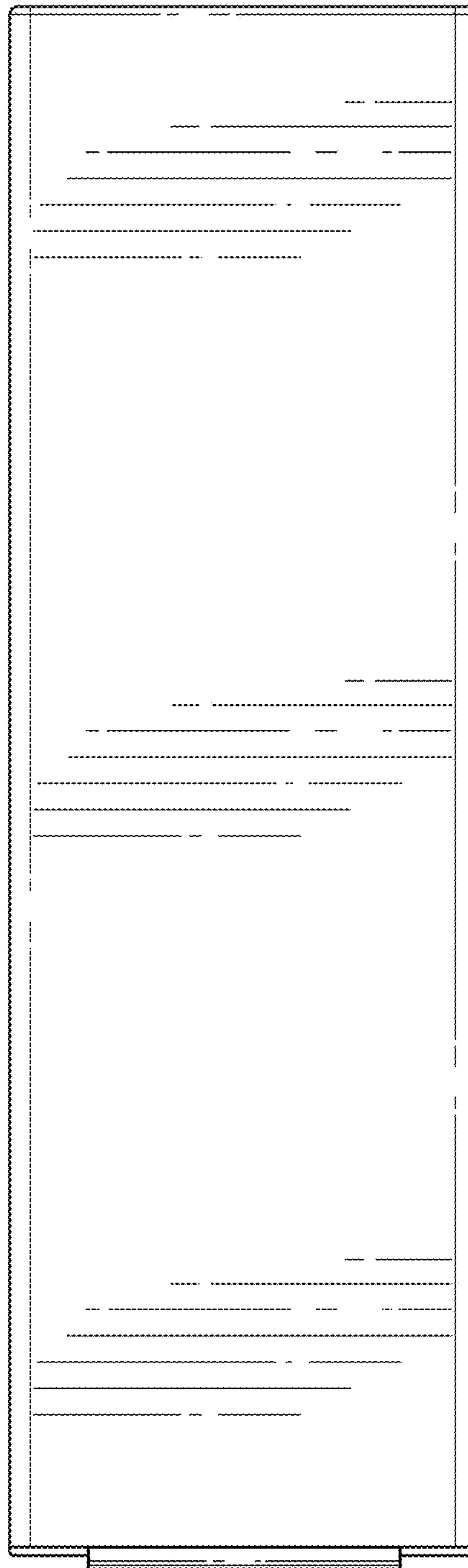


FIG. 9

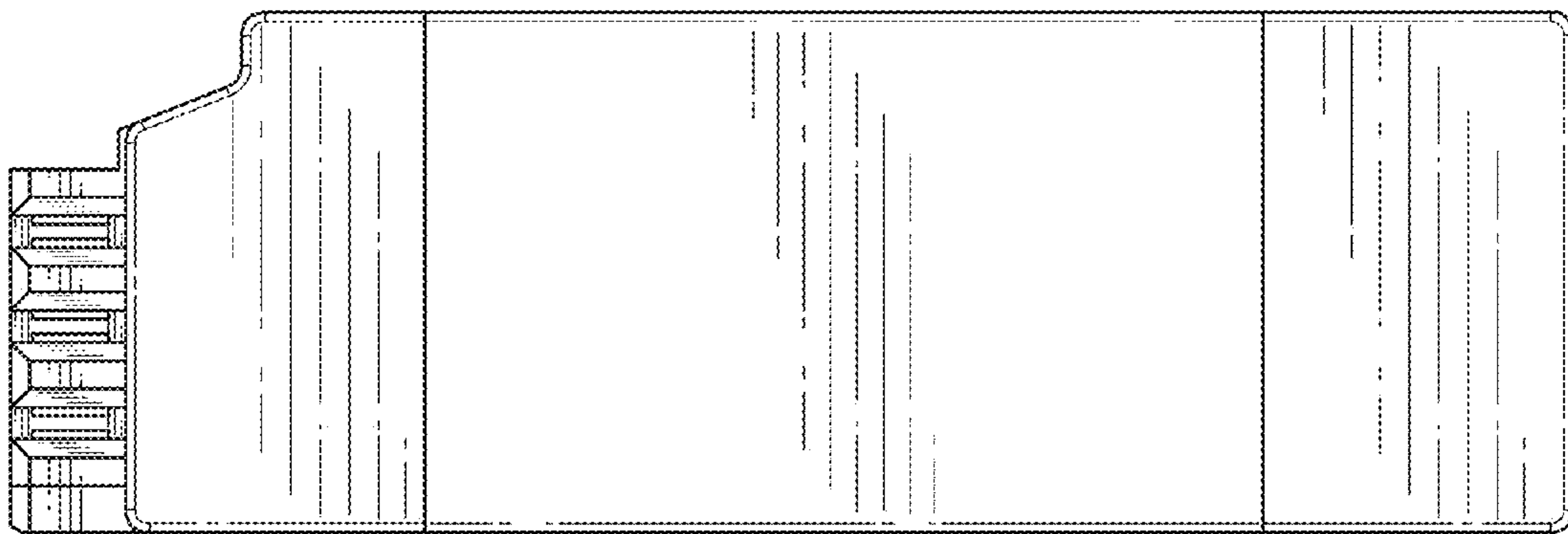


FIG. 10

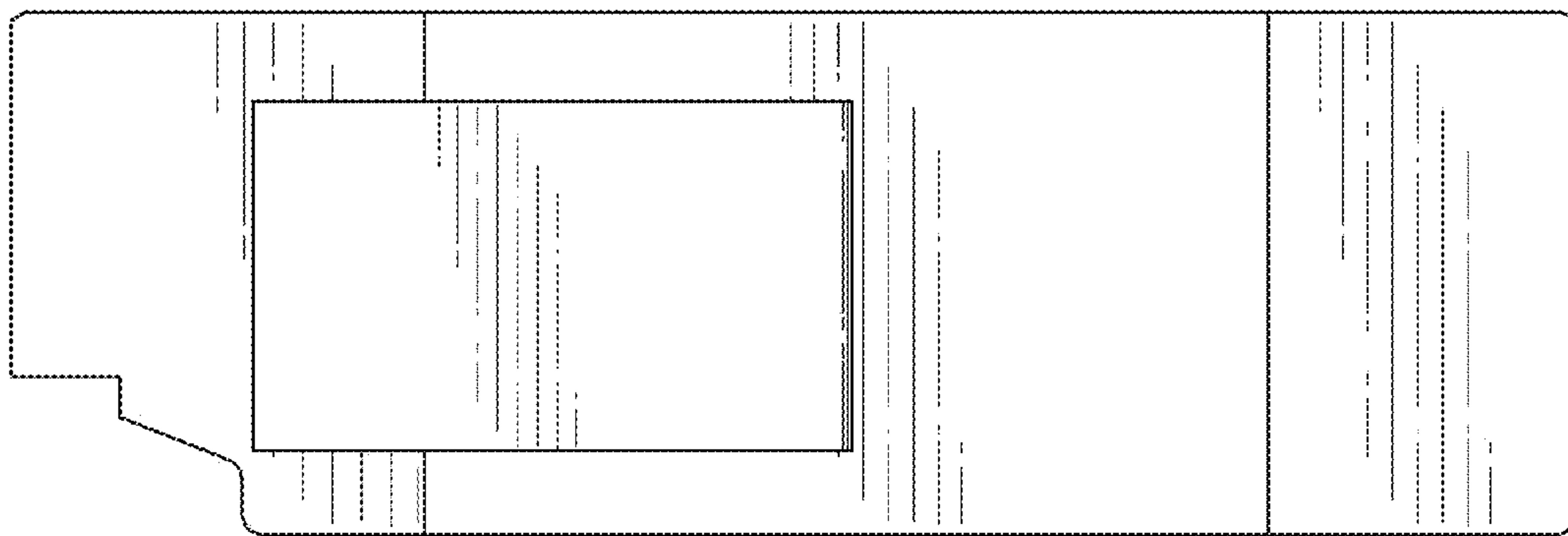


FIG. 11