



US00D725570S

(12) **United States Design Patent**  
**Mays et al.**

(10) **Patent No.:** **US D725,570 S**  
(45) **Date of Patent:** **\*\* Mar. 31, 2015**

(54) **VEHICLE WHEEL**

- (71) Applicant: **Ford Motor Company**, Dearborn, MI (US)
- (72) Inventors: **J C. Mays**, Bloomfield Hills, MI (US);  
**Moray S. Callum**, Ann Arbor, MI (US);  
**Joel Piaskowski**, Brighton (AU);  
**Darrell Behmer**, Novi, MI (US); **Garen Nicoghosian**, Bloomfield Hills, MI (US);  
**Mark Kaski**, Royal Oak, MI (US)
- (73) Assignee: **Ford Motor Company**, Dearborn, MI (US)
- (\*\*) Term: **14 Years**
- (21) Appl. No.: **29/476,625**
- (22) Filed: **Dec. 16, 2013**

**Related U.S. Application Data**

- (63) Continuation of application No. 29/469,983, filed on Oct. 16, 2013, now Pat. No. Des. 710,762.
- (51) **LOC (10) Cl.** ..... **12-16**
- (52) **U.S. Cl.**  
USPC ..... **D12/211**
- (58) **Field of Classification Search**  
CPC ..... B60B 7/00; B60B 7/02; B60B 7/04;  
B60B 7/01; B60B 7/06; B60B 3/02; B60B 3/04;  
B60B 3/06; B60B 3/10; B60B 1/00;  
B60B 1/08; B60B 1/10; B60B 1/12  
USPC ..... D12/204-213  
See application file for complete search history.

(56) **References Cited**

U.S. PATENT DOCUMENTS

|          |   |   |         |                   |       |         |
|----------|---|---|---------|-------------------|-------|---------|
| D384,634 | S | * | 10/1997 | Cullen            | ..... | D12/211 |
| D422,959 | S | * | 4/2000  | Hussaini et al.   | ..... | D12/211 |
| D429,681 | S | * | 8/2000  | Cullen            | ..... | D12/211 |
| D503,669 | S | * | 4/2005  | Bhambra           | ..... | D12/211 |
| D510,554 | S | * | 10/2005 | Markefka          | ..... | D12/211 |
| D542,728 | S | * | 5/2007  | Ichinose          | ..... | D12/211 |
| D558,118 | S | * | 12/2007 | Hueller           | ..... | D12/211 |
| D581,853 | S | * | 12/2008 | Rak               | ..... | D12/211 |
| D584,211 | S | * | 1/2009  | Farny             | ..... | D12/211 |
| D613,657 | S | * | 4/2010  | Cortes            | ..... | D12/209 |
| D639,716 | S | * | 6/2011  | Juergens et al.   | ..... | D12/211 |
| D644,585 | S | * | 9/2011  | Antoniadis et al. | ..... | D12/209 |
| D651,956 | S | * | 1/2012  | Ectors et al.     | ..... | D12/209 |
| D666,957 | S | * | 9/2012  | Antoniadis et al. | ..... | D12/211 |
| D670,632 | S | * | 11/2012 | Schweizer         | ..... | D12/211 |
| D675,554 | S | * | 2/2013  | Nissl             | ..... | D12/211 |

\* cited by examiner

*Primary Examiner* — Stacia Cadmus

(74) *Attorney, Agent, or Firm* — Damian Porcari



(57) **CLAIM**

The ornamental design for a vehicle wheel, as shown and described.

**DESCRIPTION**


FIG. 1 is a front view of a vehicle wheel; and, FIG. 2 is a perspective view of the vehicle wheel.

**1 Claim, 2 Drawing Sheets**





*Figure 1*



*Figure 2*