



US00D725567S

(12) **United States Design Patent**
George et al.

(10) **Patent No.:** **US D725,567 S**
(45) **Date of Patent:** **** Mar. 31, 2015**

(54) **VEHICLE WHEEL**

(71) Applicant: **Ford Motor Company**, Dearborn, MI (US)

(72) Inventors: **Kevin George**, Canton, MI (US);
George Bucher, Dearborn, MI (US);
Steven Gilmore, Redford, MI (US);
Shawn Wehrly, Royal Oak, MI (US)

(73) Assignee: **Ford Motor Company**, Dearborn, MI (US)

(**) Term: **14 Years**

(21) Appl. No.: **29/476,058**

(22) Filed: **Dec. 10, 2013**

(51) **LOC (10) Cl.** **12-16**

(52) **U.S. Cl.**
USPC **D12/209**

(58) **Field of Classification Search**
CPC B60B 7/00; B60B 7/02; B60B 7/04;
B60B 7/01; B60B 7/06; B60B 3/02; B60B
3/04; B60B 3/06; B60B 3/10; B60B 1/00;
B60B 1/08; B60B 1/10; B60B 1/12
USPC D12/204–213
See application file for complete search history.

(56) **References Cited**

U.S. PATENT DOCUMENTS

D466,065 S * 11/2002 Lee D12/209
D493,405 S * 7/2004 Boyer D12/211

D497,132 S * 10/2004 Lee D12/209
D523,386 S * 6/2006 Khan D12/209
D554,034 S * 10/2007 Madden D12/209
D576,534 S * 9/2008 Pfeiffer D12/209
D589,425 S * 3/2009 Theiss D12/209
D615,916 S * 5/2010 Leone D12/211
D619,069 S * 7/2010 Patel D12/209
D620,872 S * 8/2010 Juergens et al. D12/211
D627,698 S * 11/2010 Zhang D12/209
D636,319 S * 4/2011 Toth D12/211
D636,715 S * 4/2011 De Bono D12/209
D649,504 S * 11/2011 Platto et al. D12/209
D662,868 S * 7/2012 Furst et al. D12/209
D667,355 S * 9/2012 Gotschke D12/209
D677,208 S * 3/2013 Gotschke D12/209

* cited by examiner

Primary Examiner — Stacia Cadmus

(74) *Attorney, Agent, or Firm* — Damian Porcari


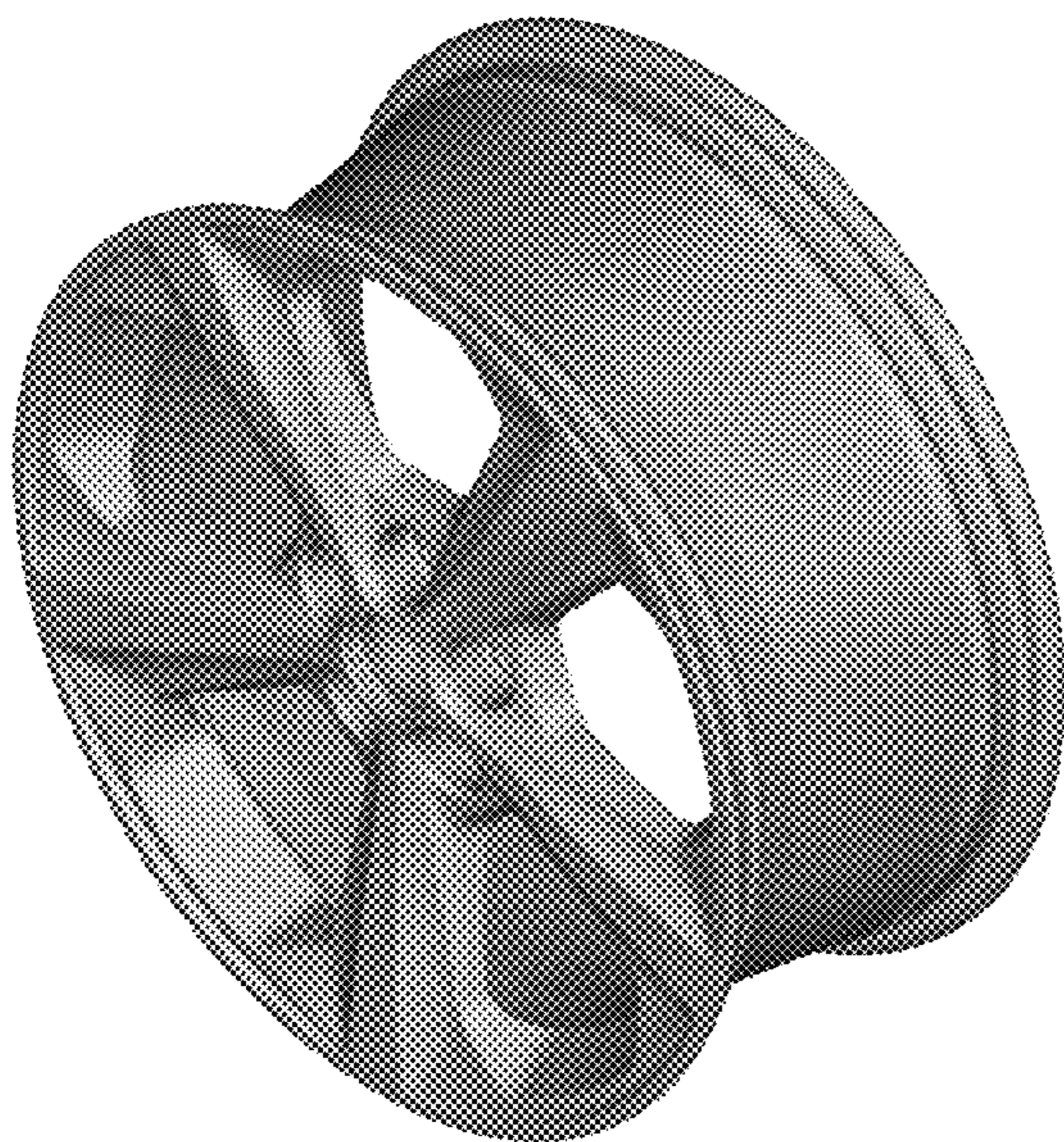
(57) **CLAIM**

The ornamental design for a vehicle wheel, as shown and described.

DESCRIPTION

FIG. 1 is a perspective view of a vehicle wheel;
FIG. 2 is another perspective view thereof;
FIG. 3 is front elevational view thereof;
FIG. 4 is a left side elevational view thereof;
FIG. 5 is a top plan view thereof; and,
FIG. 6 is bottom plan view thereof.

1 Claim, 6 Drawing Sheets






Figure 1




Figure 2




Figure 3




Figure 4



Figure 5




Figure 6