



US00D725566S

(12) **United States Design Patent**  
**Rupar et al.**

(10) **Patent No.:** **US D725,566 S**  
(45) **Date of Patent:** **\*\* Mar. 31, 2015**

(54) **VEHICLE TAIL GATE**

(56) **References Cited**

(71) Applicant: **Ford Motor Company**, Dearborn, MI  
(US)  
(72) Inventors: **Ernesto Rupar**, Cologne (DE); **Thomas Morel**, Dusseldorf (DE)

U.S. PATENT DOCUMENTS

D695,177 S \* 12/2013 Matsueda ..... D12/196  
D695,180 S \* 12/2013 Hildebrand et al. .... D12/196  
D699,656 S \* 2/2014 Watabe ..... D12/196  
D706,191 S \* 6/2014 Choi et al. .... D12/196  
D716,711 S \* 11/2014 Scheinhutte et al. .... D12/196

(73) Assignee: **Ford Motor Company**, Dearborn, MI  
(US)

\* cited by examiner

*Primary Examiner* — Melody Brown

(\*\*) Term: **14 Years**

(74) *Attorney, Agent, or Firm* — Damian Porcari

(21) Appl. No.: **29/482,079**

(57) **CLAIM**

The ornamental design for a vehicle tail gate, as shown and described.

(22) Filed: **Feb. 13, 2014**

**DESCRIPTION**

(51) **LOC (10) Cl.** ..... **12-16**

FIG. 1 is a perspective view of a vehicle tail gate;  
FIG. 2 is another perspective view thereof;  
FIG. 3 is a front elevational view thereof;  
FIG. 4 is a left side elevational view thereof;  
FIG. 5 is a right side elevational view thereof;  
FIG. 6 is a top plan view thereof; and,  
FIG. 7 is a bottom plan view thereof.

(52) **U.S. Cl.**

USPC ..... **D12/196**

(58) **Field of Classification Search**

USPC ..... D12/196, 90-92, 86; 296/181.1, 181.5

See application file for complete search history.

**1 Claim, 7 Drawing Sheets**








Figure 1




Figure 2






Figure 3




Figure 4




Figure 5



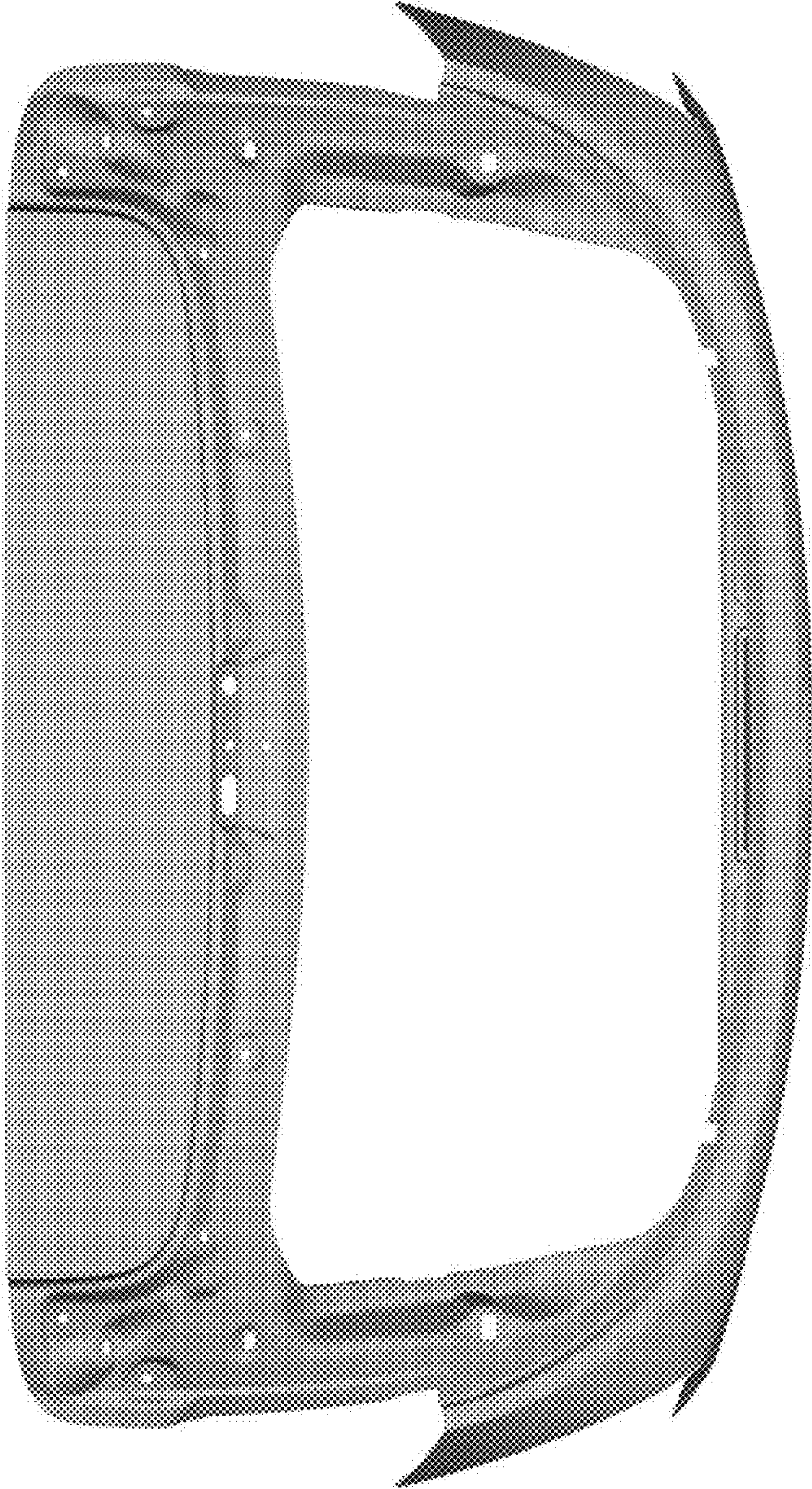


Figure 6



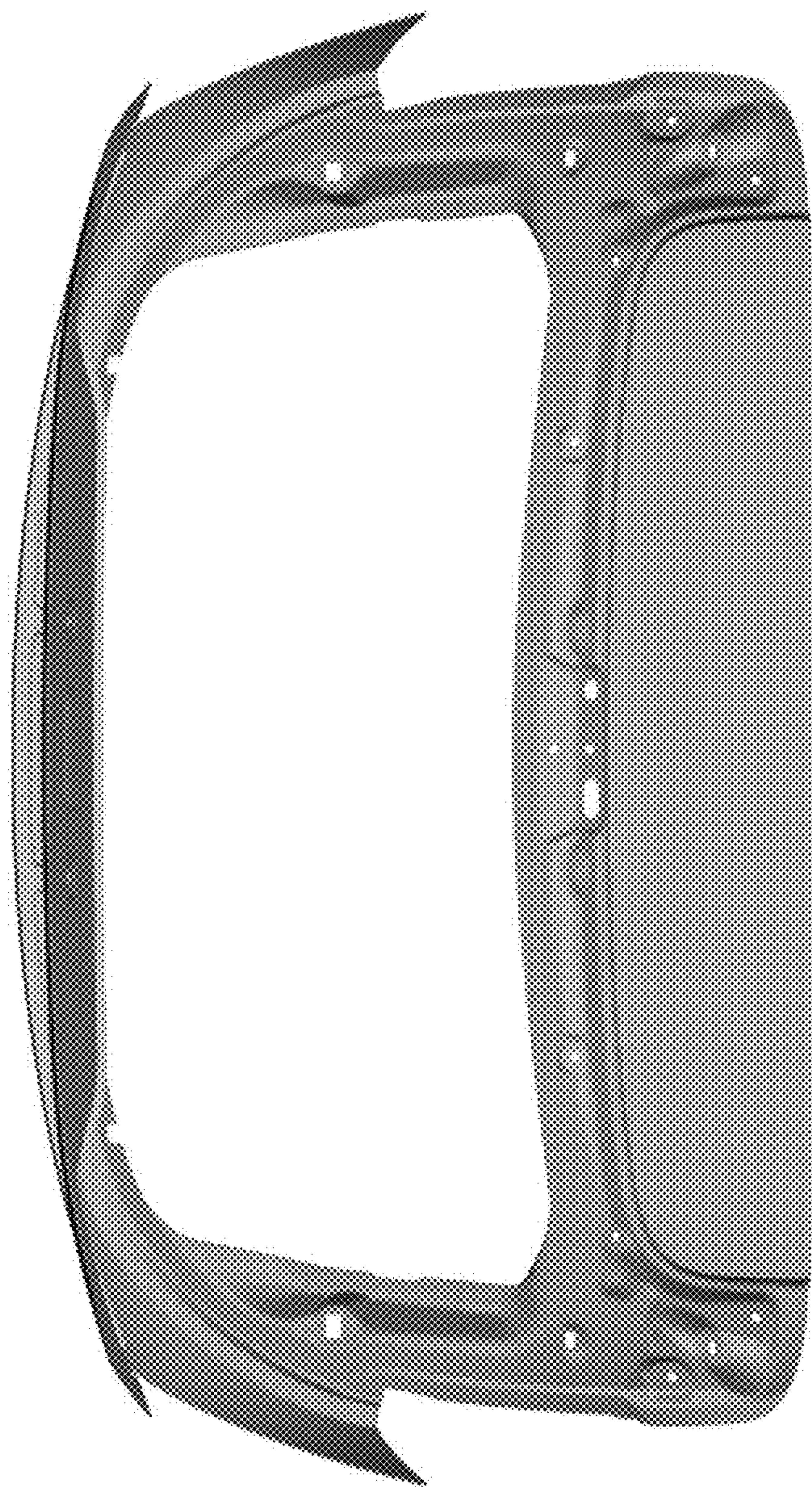


Figure 7