



US00D725563S

(12) **United States Design Patent**  
**Higashikawa**

(10) **Patent No.:** **US D725,563 S**  
(45) **Date of Patent:** **\*\* Mar. 31, 2015**

(54) **INSTRUMENT PANEL FOR TRANSPORT VEHICLE**

(71) Applicant: **Kubota Corporation**, Osaka (JP)

(72) Inventor: **Yoshitaka Higashikawa**, Sakai (JP)

(73) Assignee: **Kubota Corporation**, Osaka (JP)

(\*\*) Term: **14 Years**

(21) Appl. No.: **29/450,621**

(22) Filed: **Mar. 20, 2013**

(30) **Foreign Application Priority Data**

Sep. 28, 2012 (JP) ..... 2012-023745

(51) **LOC (10) Cl.** ..... **12-16**

(52) **U.S. Cl.**  
USPC ..... **D12/192**

(58) **Field of Classification Search**  
USPC ..... D12/192, 415, 110, 114; D10/46, 98,  
D10/102-103, 122-127; D15/17, 28;  
296/190.01-190.09, 191, 70;  
280/750-752; 180/90  
See application file for complete search history.

(56) **References Cited**

**U.S. PATENT DOCUMENTS**

D653,185 S \* 1/2012 Senda et al. .... D12/192  
D654,004 S \* 2/2012 Hamajima et al. .... D12/192

D654,837 S \* 2/2012 Riggs et al. .... D12/192  
D656,074 S \* 3/2012 Ohmori et al. .... D12/192  
D658,411 S \* 5/2012 Lee ..... D6/502  
D699,171 S \* 2/2014 Matsuo ..... D12/192  
D704,114 S \* 5/2014 Masakawa et al. .... D12/192  
D704,609 S \* 5/2014 Nakauchi ..... D12/192  
D705,143 S \* 5/2014 Kawashima et al. .... D12/192  
D705,144 S \* 5/2014 Ishikawa et al. .... D12/192  
D705,145 S \* 5/2014 Mangan et al. .... D12/192  
D705,711 S \* 5/2014 Yamamoto ..... D12/192

**FOREIGN PATENT DOCUMENTS**

JP 1304869 7/2007  
JP 1336989 8/2008

\* cited by examiner

*Primary Examiner* — Katrina A Betton

(74) *Attorney, Agent, or Firm* — The Webb Law Firm

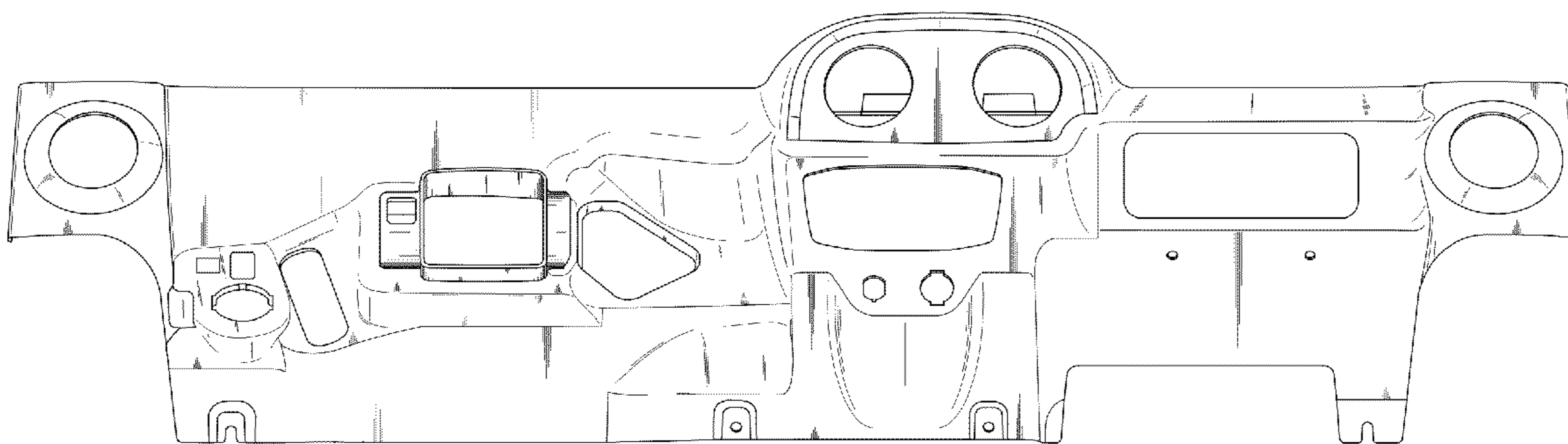
(57) **CLAIM**

The ornamental design for an instrument panel for transport vehicle, as shown and described.

**DESCRIPTION**

FIG. 1 is a front view of an instrument panel for transport vehicle showing my new design;  
FIG. 2 is a rear view thereof;  
FIG. 3 is a left side view thereof;  
FIG. 4 is a right side view thereof;  
FIG. 5 is a top view thereof;  
FIG. 6 is a bottom view thereof; and,  
FIG. 7 is a perspective view thereof.

**1 Claim, 6 Drawing Sheets**



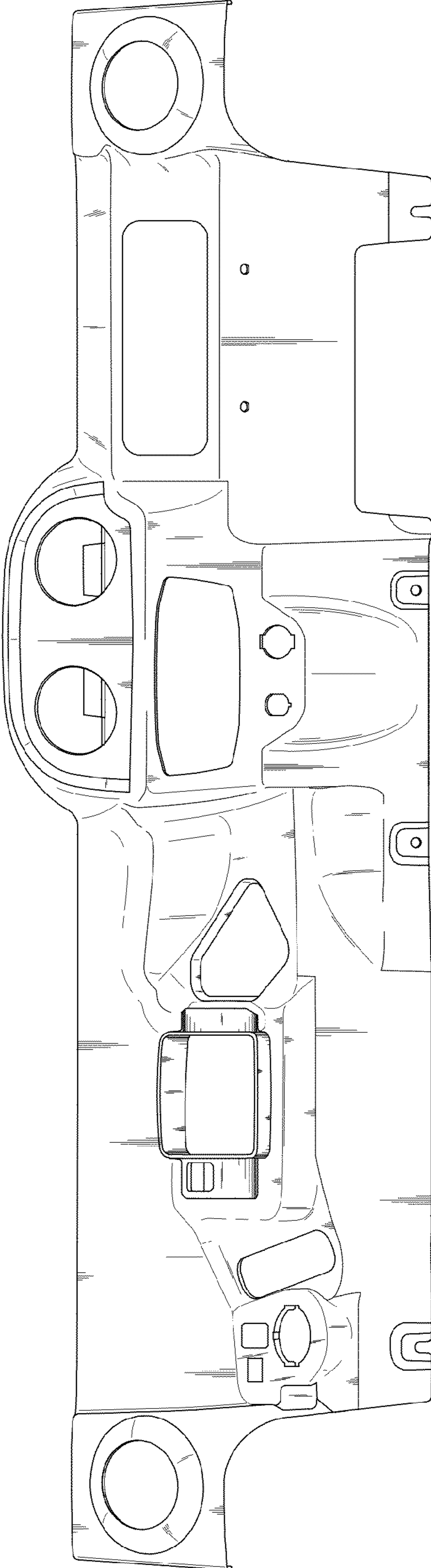
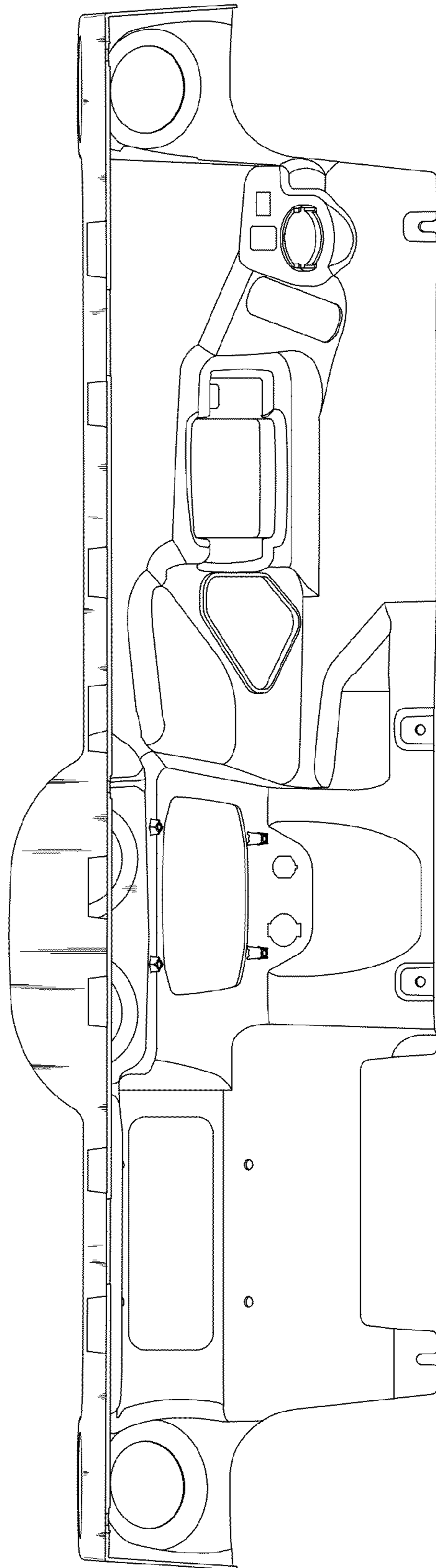
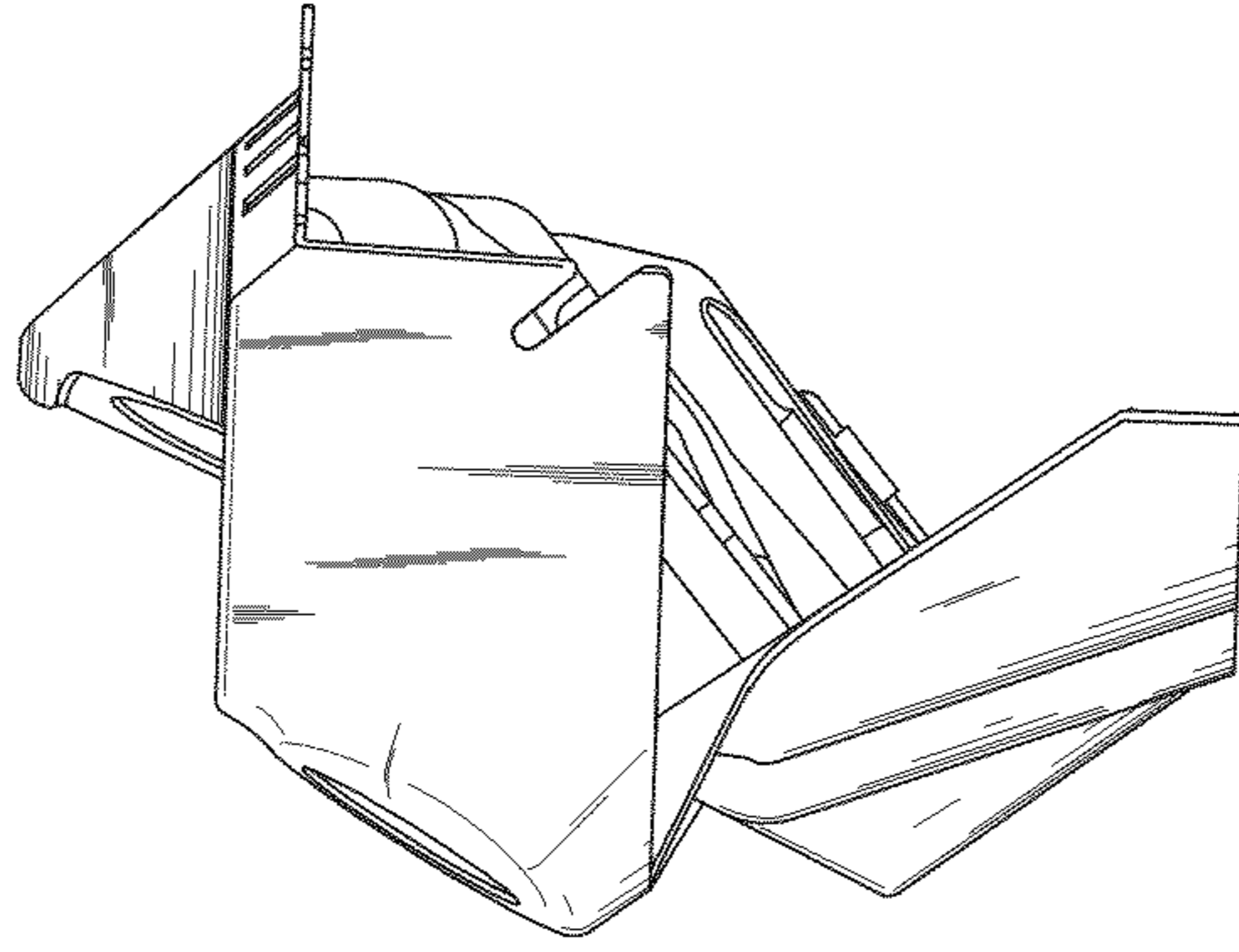


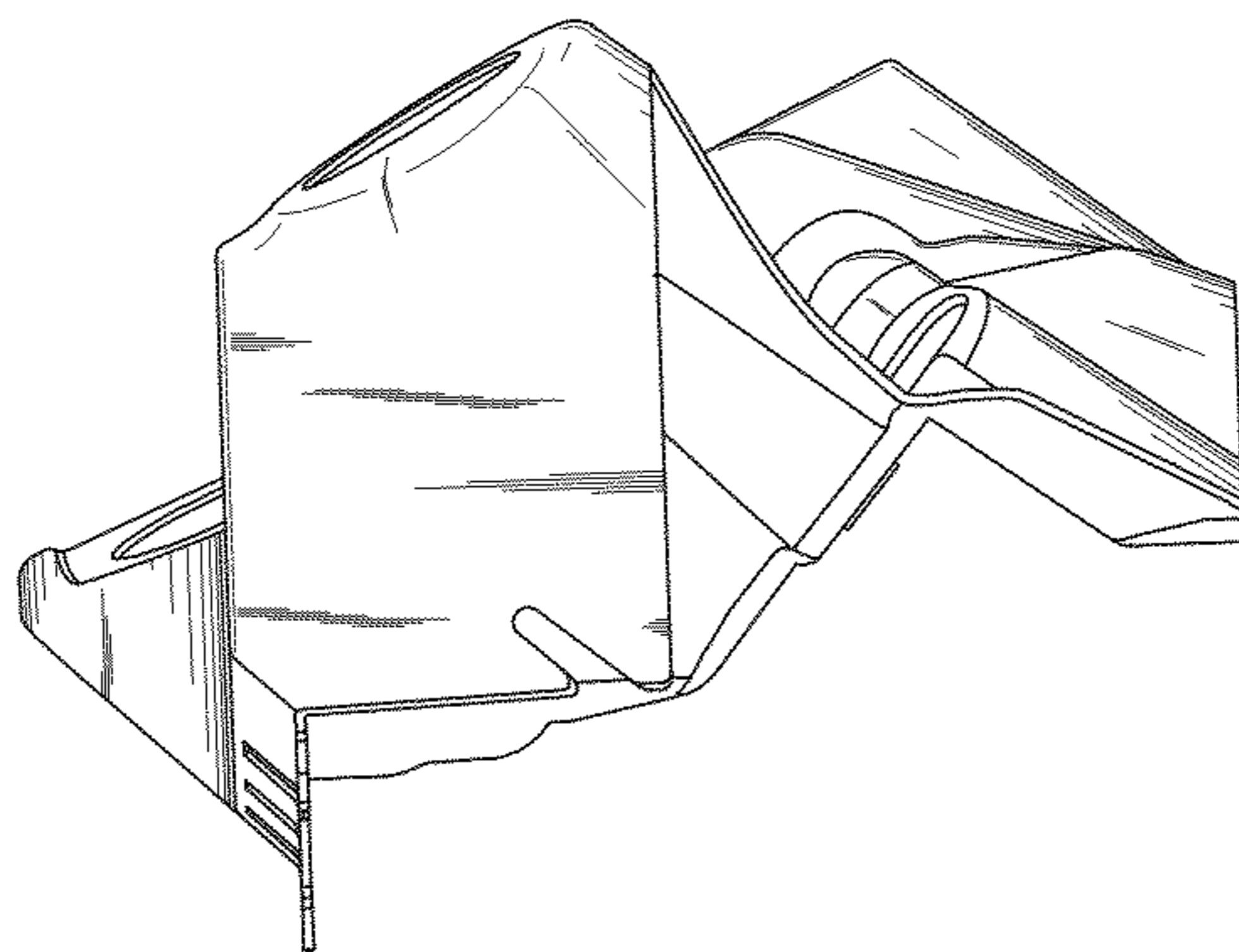
FIG. 1



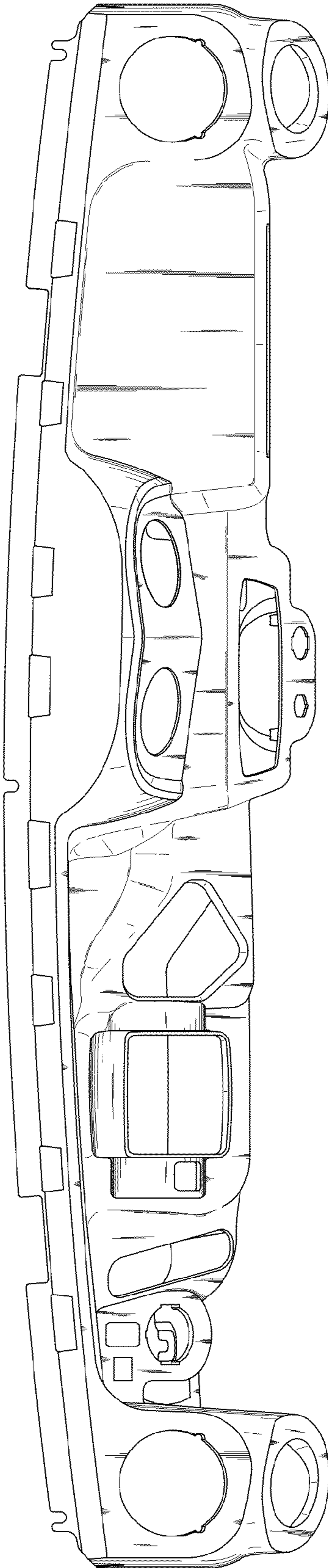
**FIG. 2**



**FIG. 4**



**FIG. 3**



**FIG. 5**



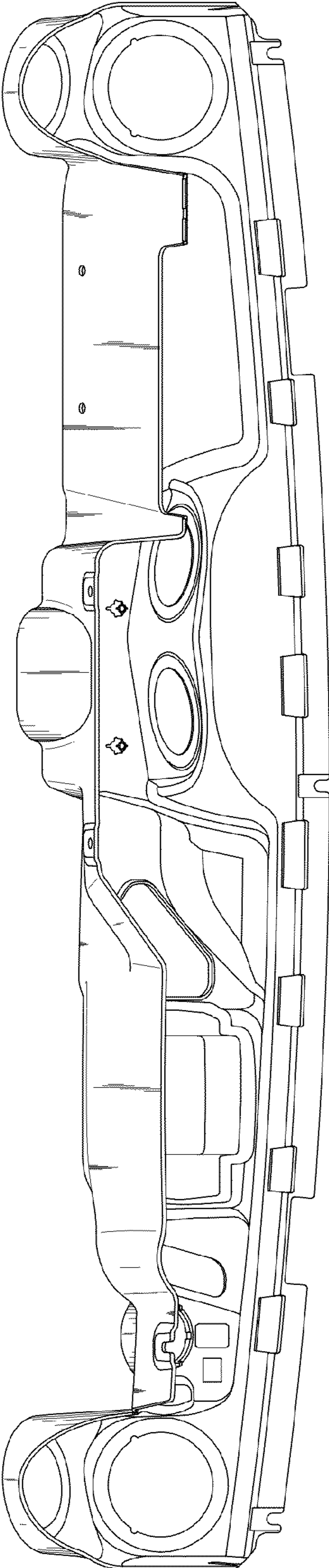
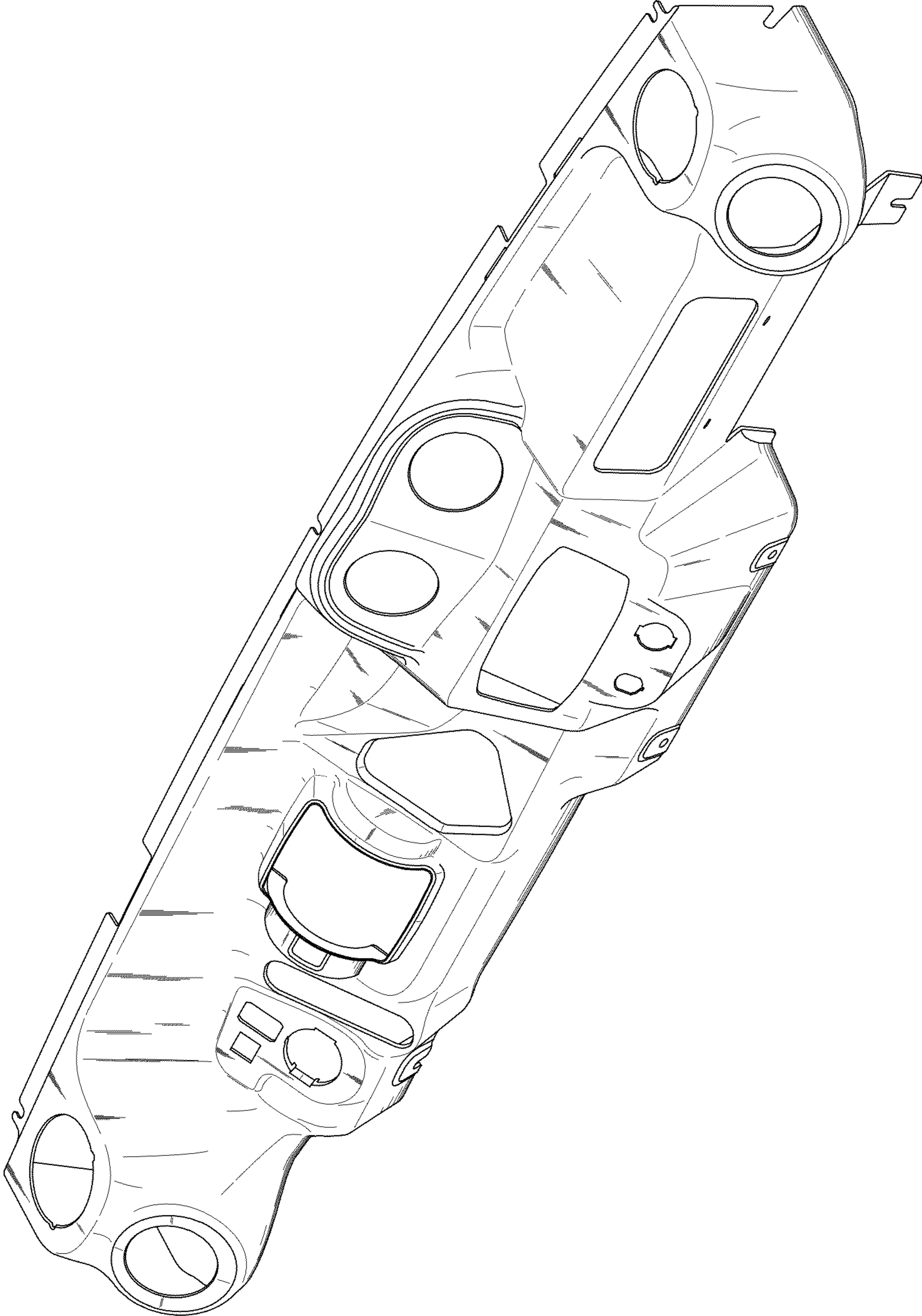


FIG. 6



**FIG. 7**