



US00D725559S

(12) **United States Design Patent**
Robinson

(10) **Patent No.:** **US D725,559 S**
(45) **Date of Patent:** **** Mar. 31, 2015**

(54) **SPOILER FOR MOTOR VEHICLE**
(71) Applicant: **Dr. Ing. h.c. F. Porsche**
Aktiengesellschaft, Stuttgart (DE)
(72) Inventor: **Hugh Robinson, Stuttgart (DE)**
(73) Assignee: **Dr. Ing. h.c. F. Porsche**
Aktiengesellschaft, Stuttgart (DE)

D606,918 S * 12/2009 Larson D12/181
D607,385 S * 1/2010 Krauss D12/181
D607,386 S * 1/2010 Kulla et al. D12/181
D620,854 S * 8/2010 Akasawa et al. D12/181
D656,439 S 3/2012 Saracoglu
D659,615 S 5/2012 Varga
D669,005 S * 10/2012 Varga D12/181
2005/0077753 A1 * 4/2005 Burg 296/180.5
2006/0186698 A1 * 8/2006 Roth 296/180.1
2009/0195016 A1 * 8/2009 Schwan et al. 296/180.3

(**) Term: **14 Years**
(21) Appl. No.: **29/493,954**
(22) Filed: **Jun. 16, 2014**

* cited by examiner

Primary Examiner — Katrina A Betton
(74) *Attorney, Agent, or Firm* — RatnerPrestia

(30) **Foreign Application Priority Data**
Dec. 18, 2013 (DE) 40 2013 101 270

(57) **CLAIM**
The ornamental design for a spoiler for motor vehicle, as shown and described.

(51) **LOC (10) Cl.** **12-08**
(52) **U.S. Cl.**
USPC **D12/181**


DESCRIPTION

(58) **Field of Classification Search**
USPC D12/181, 191, 196, 400, 190, 88;
280/727, 770, 848; 296/180.01–180.5,
296/91; 180/903
See application file for complete search history.

FIG. 1 is a perspective view of a spoiler for motor vehicle;
FIG. 2 is a front elevation view thereof;
FIG. 3 is a rear elevation view thereof;
FIG. 4 is an elevation view thereof from the left side;
FIG. 5 is an elevation view thereof from the right side;
FIG. 6 is a top plan view thereof; and,
FIG. 7 is a bottom plan view thereof.
The features that are shown in broken lines are for illustration only and form no part of the claimed design.

(56) **References Cited**
U.S. PATENT DOCUMENTS
7,052,074 B2 * 5/2006 Dringenberg et al. 296/180.5
D597,457 S * 8/2009 Bhambra D12/181

1 Claim, 4 Drawing Sheets



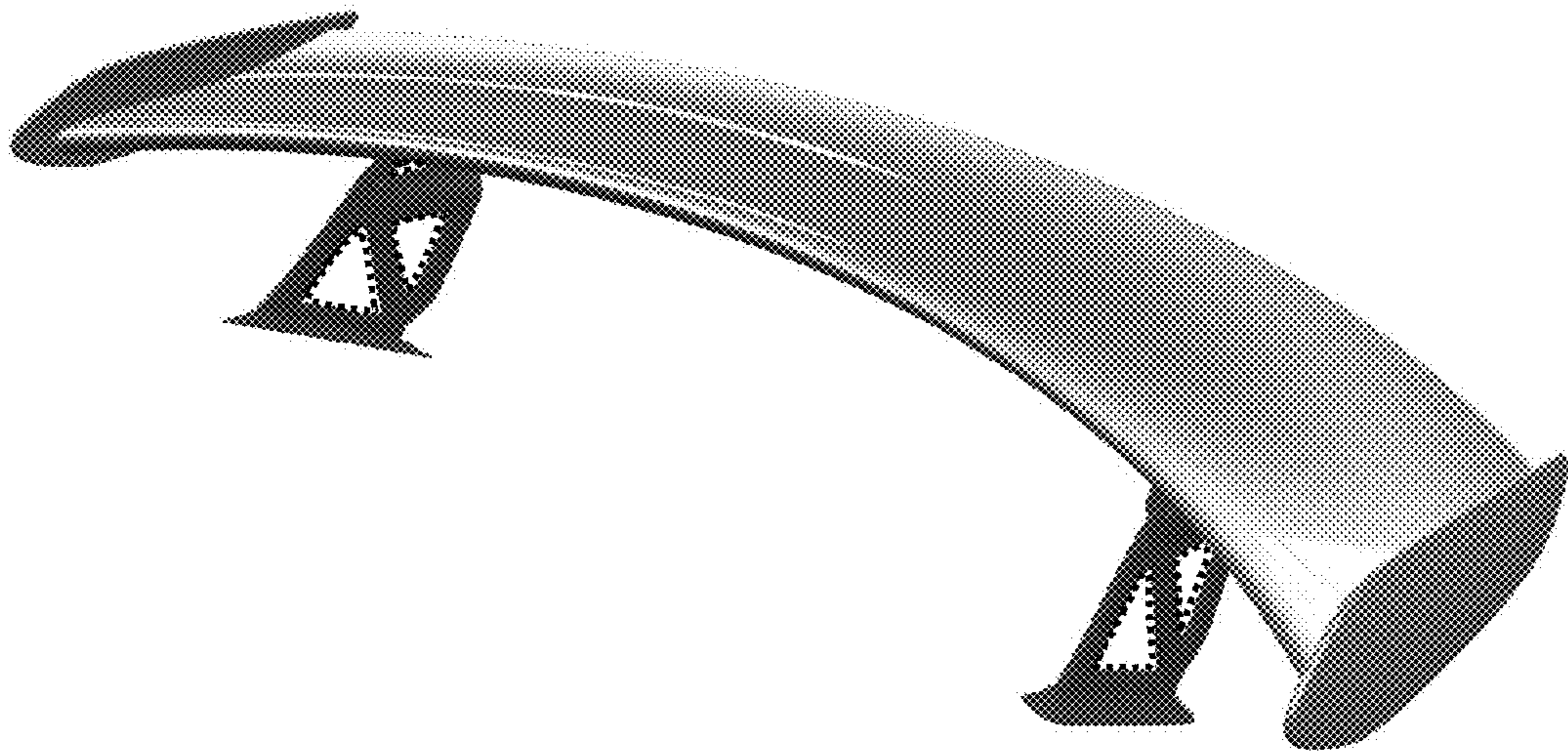


Figure 1



Figure 2



Figure 3

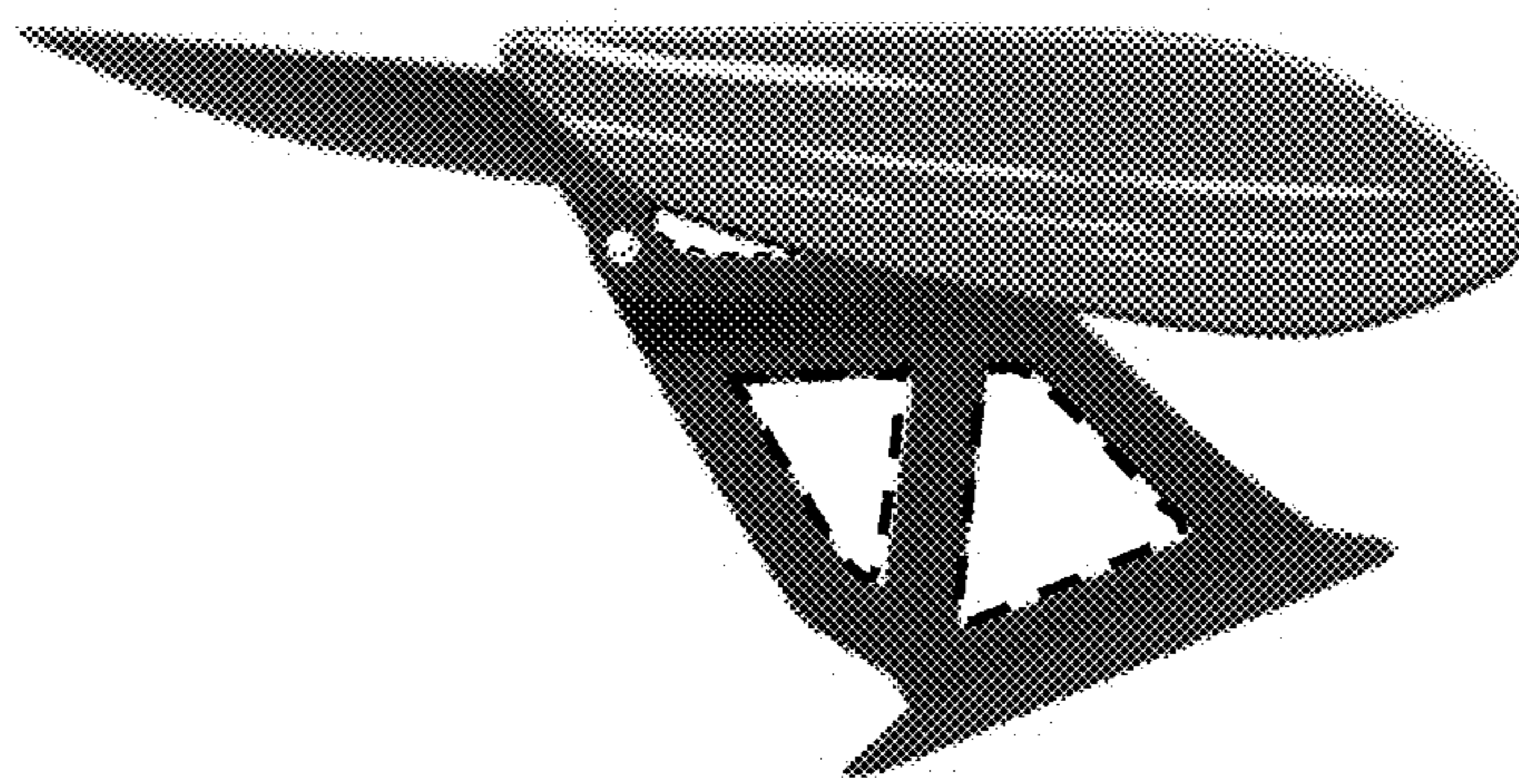


Figure 4




Figure 5




Figure 6




Figure 7