



US00D725552S

(12) **United States Design Patent**
Lawson et al.

(10) **Patent No.:** **US D725,552 S**
(45) **Date of Patent:** **** Mar. 31, 2015**

(54) **BICYCLE FRAME**
(71) Applicant: **Frogbikes Ltd.**, Englefield Green (GB)
(72) Inventors: **Shelley Lawson**, Englefield Green (GB);
Justin le Roux, Capetown (ZA)
(73) Assignee: **Frogbikes Ltd.**, Englefield Green (GB)
(**) Term: **14 Years**

(21) Appl. No.: **29/470,793**
(22) Filed: **Oct. 25, 2013**
(51) **LOC (10) Cl.** **12-11**
(52) **U.S. Cl.**
USPC **D12/111**

(58) **Field of Classification Search**
USPC 280/284, 281.1, 274, 288, 285, 283,
280/288.3, 282, 279, 220, 221, 288.2, 287,
280/278, 275, 288.4, 124.134, 276, 240,
280/256, 286, 265, 268, 271, 257, 210;
29/434, 428, 897.2; 474/116; D12/111,
D12/108, 124, 169, 113, 112; 156/173, 294;
224/425, 426, 419; 301/124.2;
180/227, 68.5, 220; D21/432, 419,
D21/663, 435, 662, 538; 74/594.3, 527;
16/44; 220/737
See application file for complete search history.

(56) **References Cited**
U.S. PATENT DOCUMENTS
5,054,802 A * 10/1991 Smith 280/279
D419,111 S * 1/2000 Allen et al. D12/111
D420,942 S * 2/2000 Chen D12/111


D428,830 S * 8/2000 Brummer D12/111
D510,547 S * 10/2005 Blankenship et al. D12/111
D512,664 S * 12/2005 Schreier D12/111
D644,571 S * 9/2011 Bethlenfalvy D12/111
8,070,175 B2 * 12/2011 White 280/274
D688,599 S * 8/2013 Silva D12/111
2010/0320721 A1 * 12/2010 Chung 280/281.1
2011/0042917 A1 * 2/2011 Cleveland 280/288

* cited by examiner
Primary Examiner — Robert M Spear
Assistant Examiner — Ryan Harvey
(74) *Attorney, Agent, or Firm* — K&L Gates LLP

(57) **CLAIM**
We claim the ornamental design for a bicycle frame, as shown and described.

DESCRIPTION
The patent file contains at least one drawing executed in color. Copies of this patent with color drawings will be provided by the Office upon request and payment of the necessary fee. FIG. 1 is a front-left perspective view from an elevated position of a bicycle frame. FIG. 2 is a front elevation view thereof. FIG. 3 is a rear elevation view thereof. FIG. 4 is a left elevation view thereof. FIG. 5 is a right elevation view thereof. FIG. 6 is a top plan view thereof; and, FIG. 7 is a bottom view thereof. In all figures, broken lines illustrate environmental structures and form no part of the claimed design.

1 Claim, 7 Drawing Sheets
(7 of 7 Drawing Sheet(s) Filed in Color)



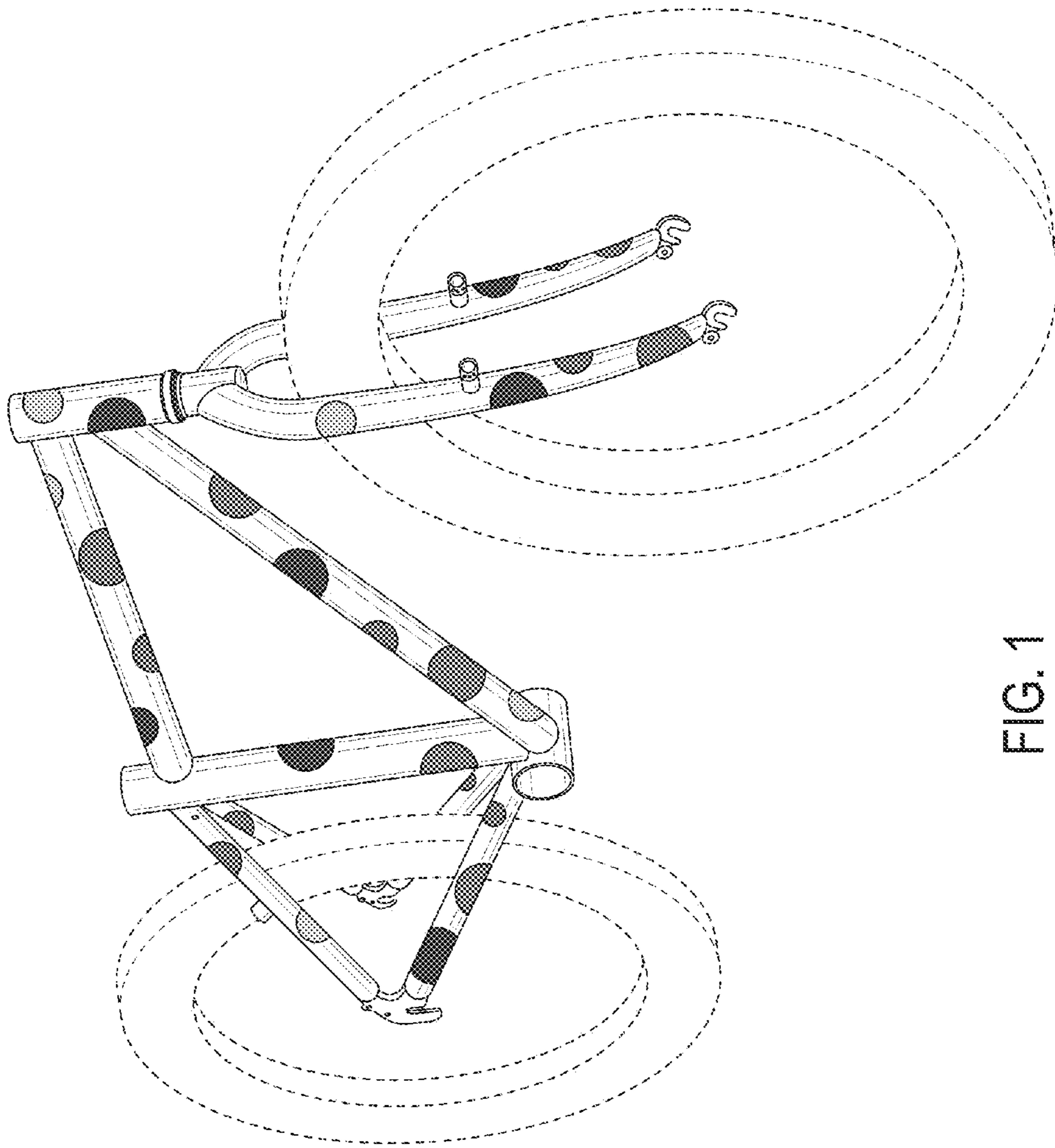


FIG. 1

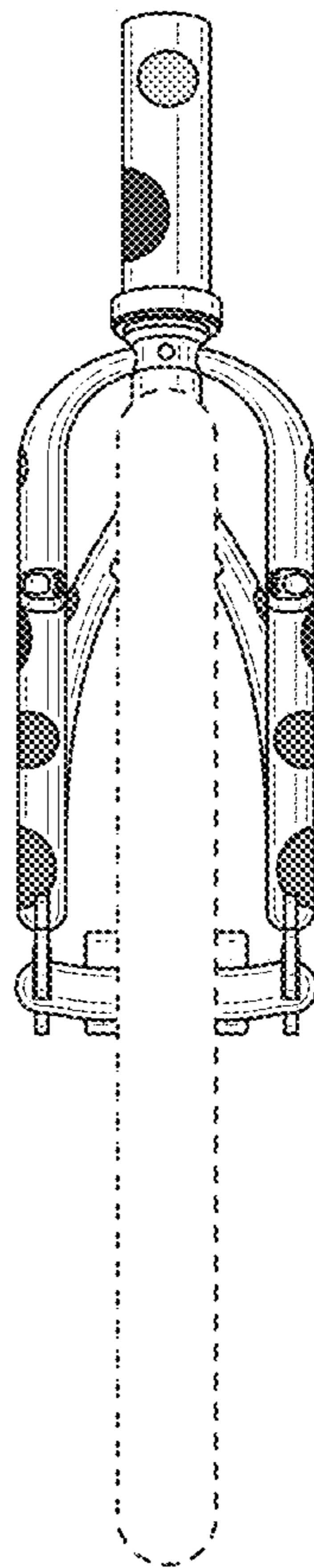


FIG. 2

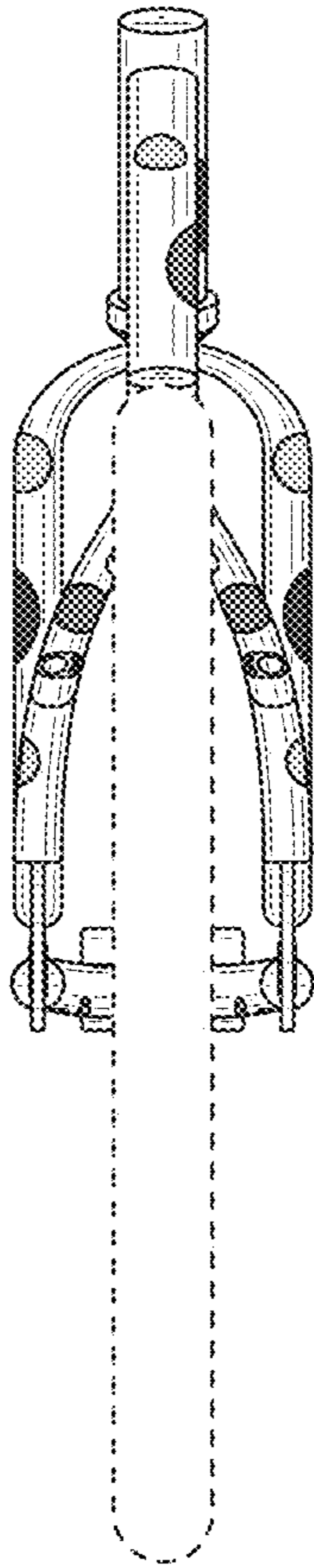


FIG. 3

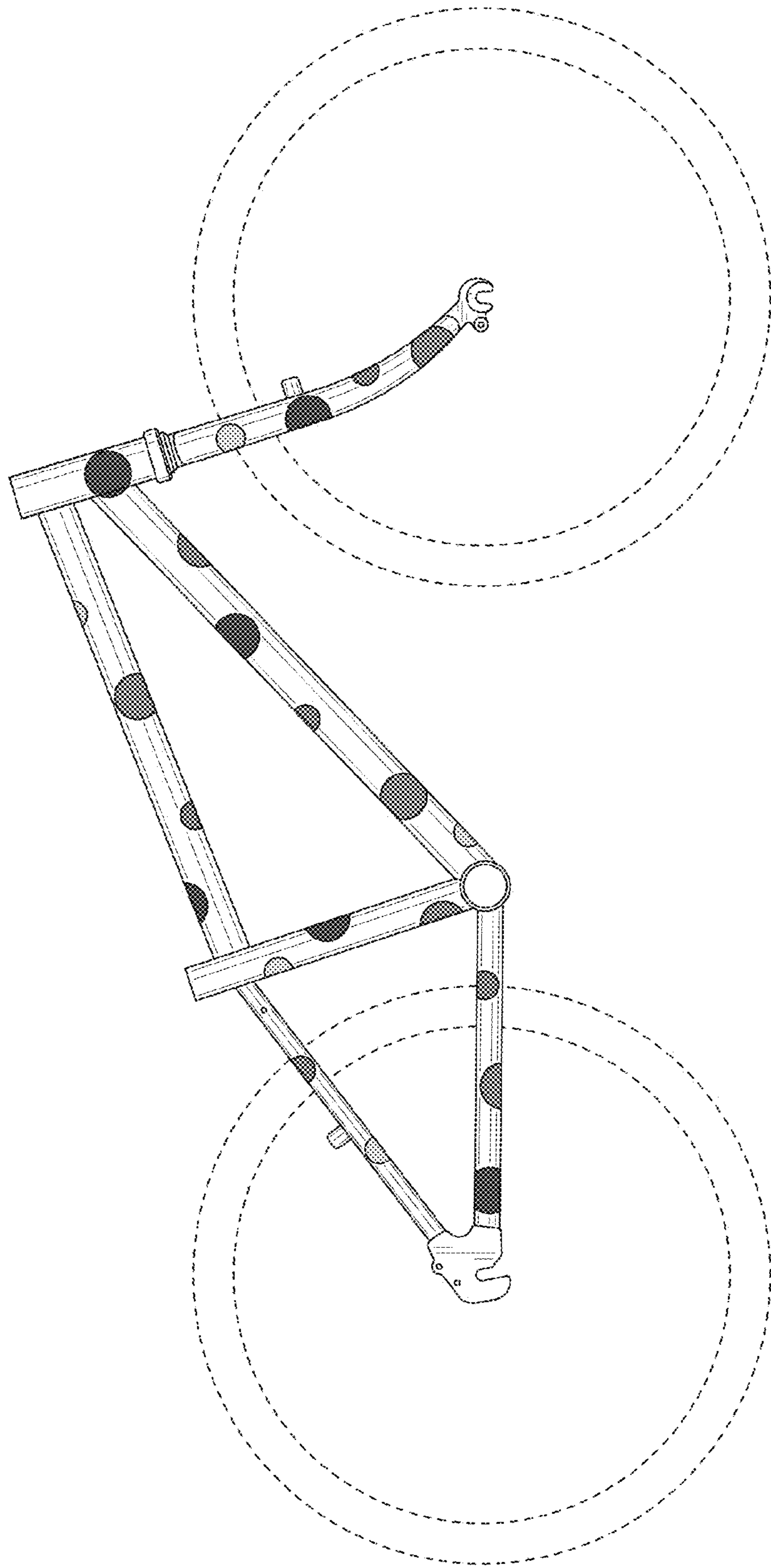


FIG. 4

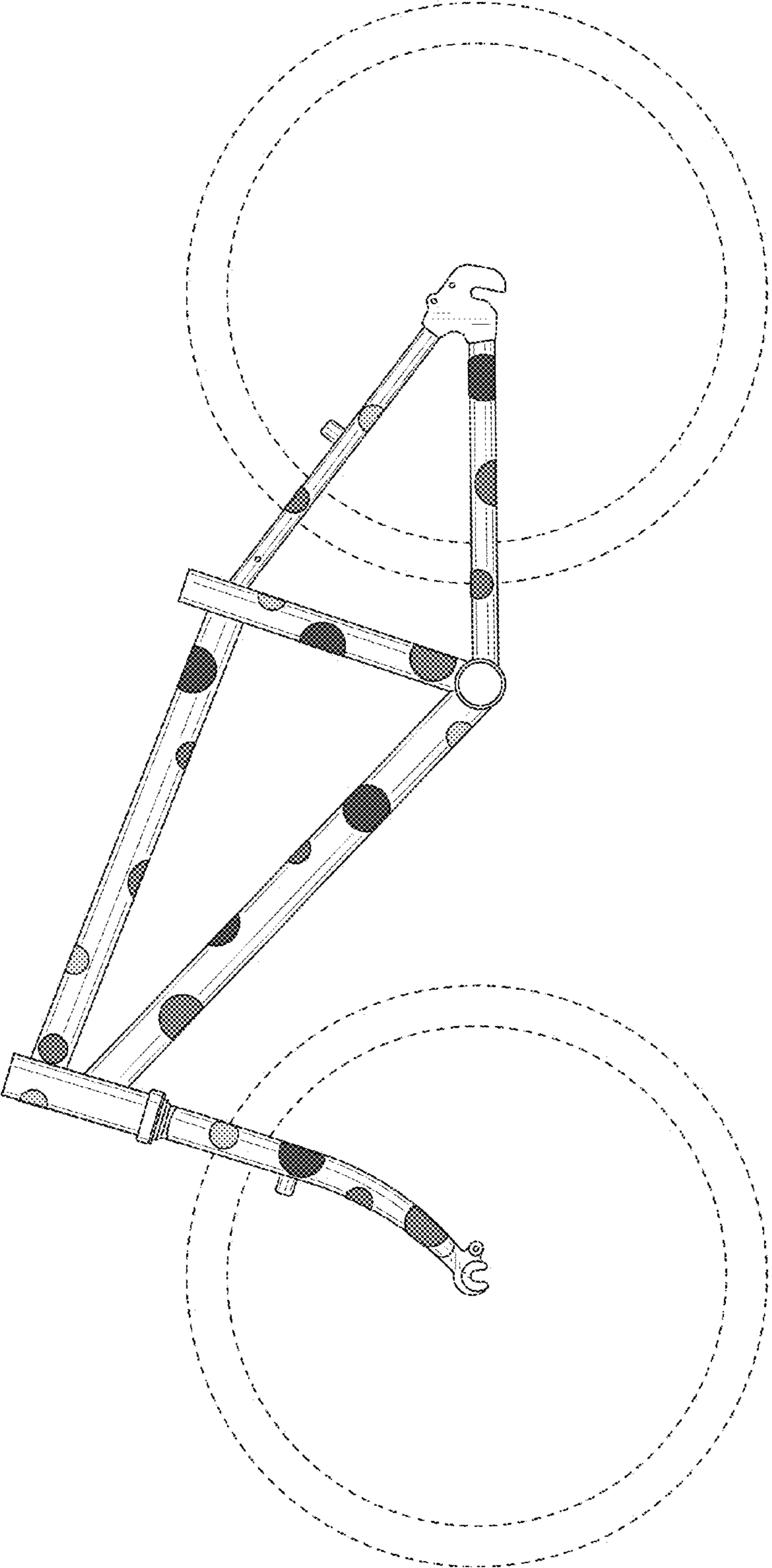


FIG. 5

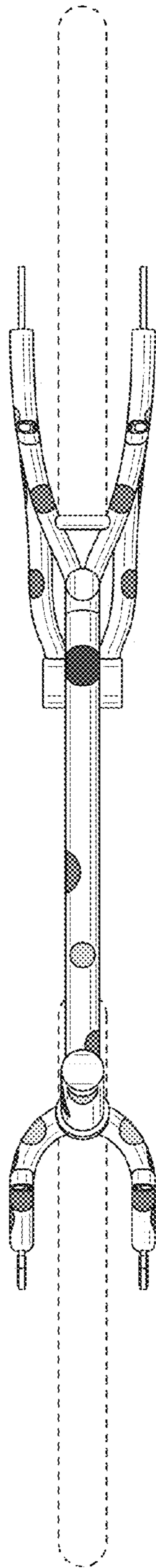


FIG. 6

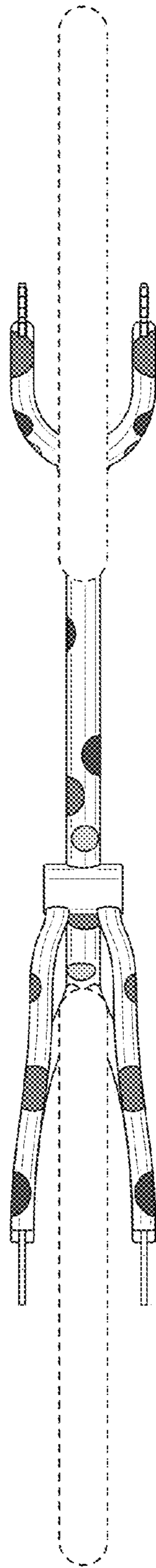


FIG. 7