



US00D725542S

(12) **United States Design Patent**  
**Nolan**

(10) **Patent No.:** **US D725,542 S**  
(45) **Date of Patent:** **\*\* Mar. 31, 2015**

- (54) **FREE STANDING CLASP**
- (71) Applicant: **Phyllis Carol Nolan**, Park Hill, OK (US)
- (72) Inventor: **Phyllis Carol Nolan**, Park Hill, OK (US)
- (\*\*) Term: **14 Years**
- (21) Appl. No.: **29/498,147**
- (22) Filed: **Jul. 31, 2014**
- (51) **LOC (10) Cl.** ..... **11-01**
- (52) **U.S. Cl.**  
USPC ..... **D11/87**
- (58) **Field of Classification Search**  
CPC ..... A44C 5/185  
USPC ..... D11/1-2, 7, 40-44, 46-49, 53, 56, 57,  
D11/59-61, 63, 65, 79-83, 86-87, 89-90,  
D11/91-92, 99, 101, 106, 114-116,  
D11/200-201; 63/18-20  
See application file for complete search history.

(56) **References Cited**

**U.S. PATENT DOCUMENTS**

1,794,333	A *	2/1931	Guyot	.....	24/616
1,813,963	A *	7/1931	Schick	.....	24/616
D223,274	S *	4/1972	Ochs	.....	D10/30
D255,388	S *	6/1980	Olson	.....	D28/66
4,858,425	A *	8/1989	Cheredaryk et al.	.....	59/80
D340,005	S *	10/1993	Butler, Jr.	.....	D11/80
D341,333	S *	11/1993	Prout	.....	D11/80
5,369,854	A *	12/1994	Stephens	.....	24/587.11
D432,939	S *	10/2000	Hooglander	.....	D11/80
6,880,363	B2 *	4/2005	Ma	.....	63/3.1
D574,745	S	8/2008	Nolan		
D574,746	S	8/2008	Nolan		
D591,192	S	4/2009	Nolan		
D599,694	S	9/2009	Nolan		
D599,695	S	9/2009	Nolan		
D600,586	S	9/2009	Nolan		

D601,917	S	10/2009	Nolan		
D640,585	S	6/2011	Nolan		
D647,421	S	10/2011	Nolan		
D656,862	S *	4/2012	Malli	.....	D11/89
D657,708	S *	4/2012	Guerrero, II	.....	D11/81
D658,531	S *	5/2012	Nazarenko et al.	.....	D11/79
D693,262	S	11/2013	Nolan		

**OTHER PUBLICATIONS**

- U.S. Appl. No. 29/495,922; Free Standing Clasp; filed Jul. 7, 2014; Phyllis Carol Nolan; US.
- U.S. Appl. No. 29/495,924; Free Standing Clasp; filed Jul. 7, 2014; Phyllis Carol Nolan; US.
- U.S. Appl. No. 29/498,134; Free Standing Clasp; filed Jul. 31, 2014; Phyllis Carol Nolan; US.
- U.S. Appl. No. 29/498,137; Free Standing Clasp; filed Jul. 31, 2014; Phyllis Carol Nolan; US.
- U.S. Appl. No. 29/498,143; Free Standing Clasp; filed Jul. 31, 2014; Phyllis Carol Nolan; US.

\* cited by examiner

*Primary Examiner* — Zenia Bennett

(74) *Attorney, Agent, or Firm* — Dennis D. Brown; Brown Patent Law, P.L.L.C.

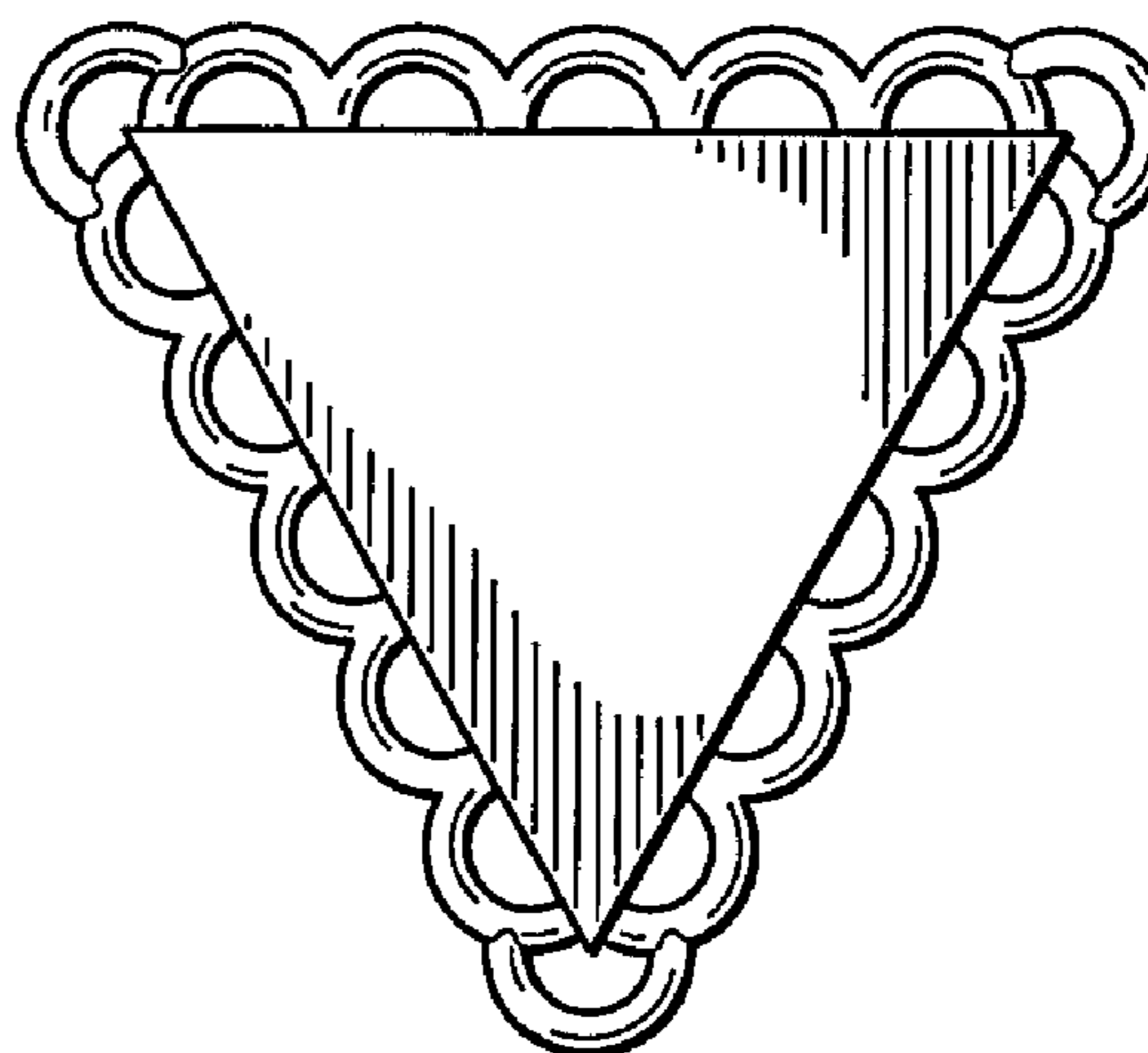

(57) **CLAIM**

The ornamental design of a free standing clasp, as shown and described.

**DESCRIPTION**

- FIG. 1 is a perspective view of a free standing clasp illustrating my new design.
- FIG. 2 is a front elevational view thereof.
- FIG. 3 is a rear elevational view thereof.
- FIG. 4 is a right side elevational view thereof.
- FIG. 5 is a left side elevational view thereof.
- FIG. 6 is a top plan view thereof; and,
- FIG. 7 is a bottom view thereof.

**1 Claim, 1 Drawing Sheet**



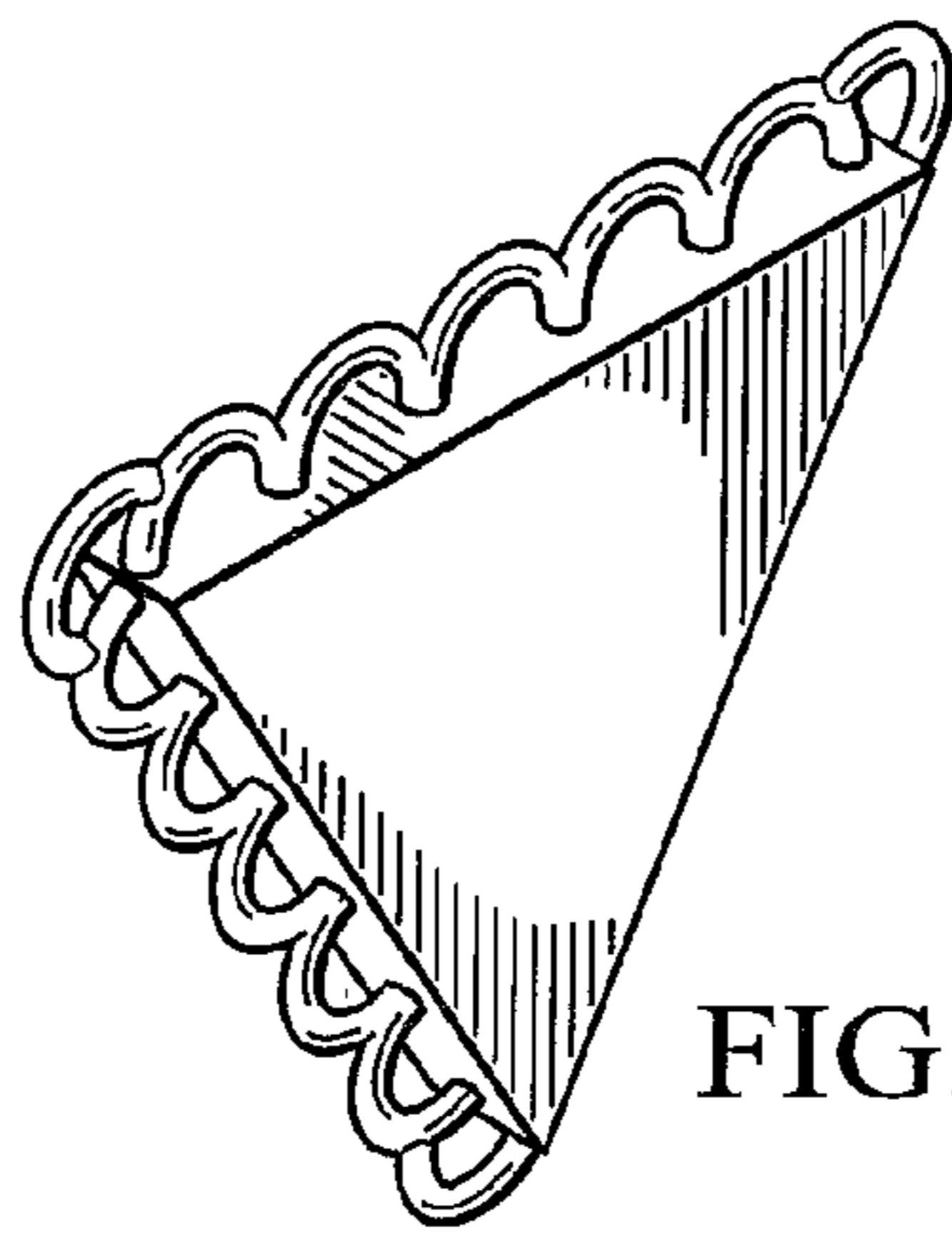


FIG. 1

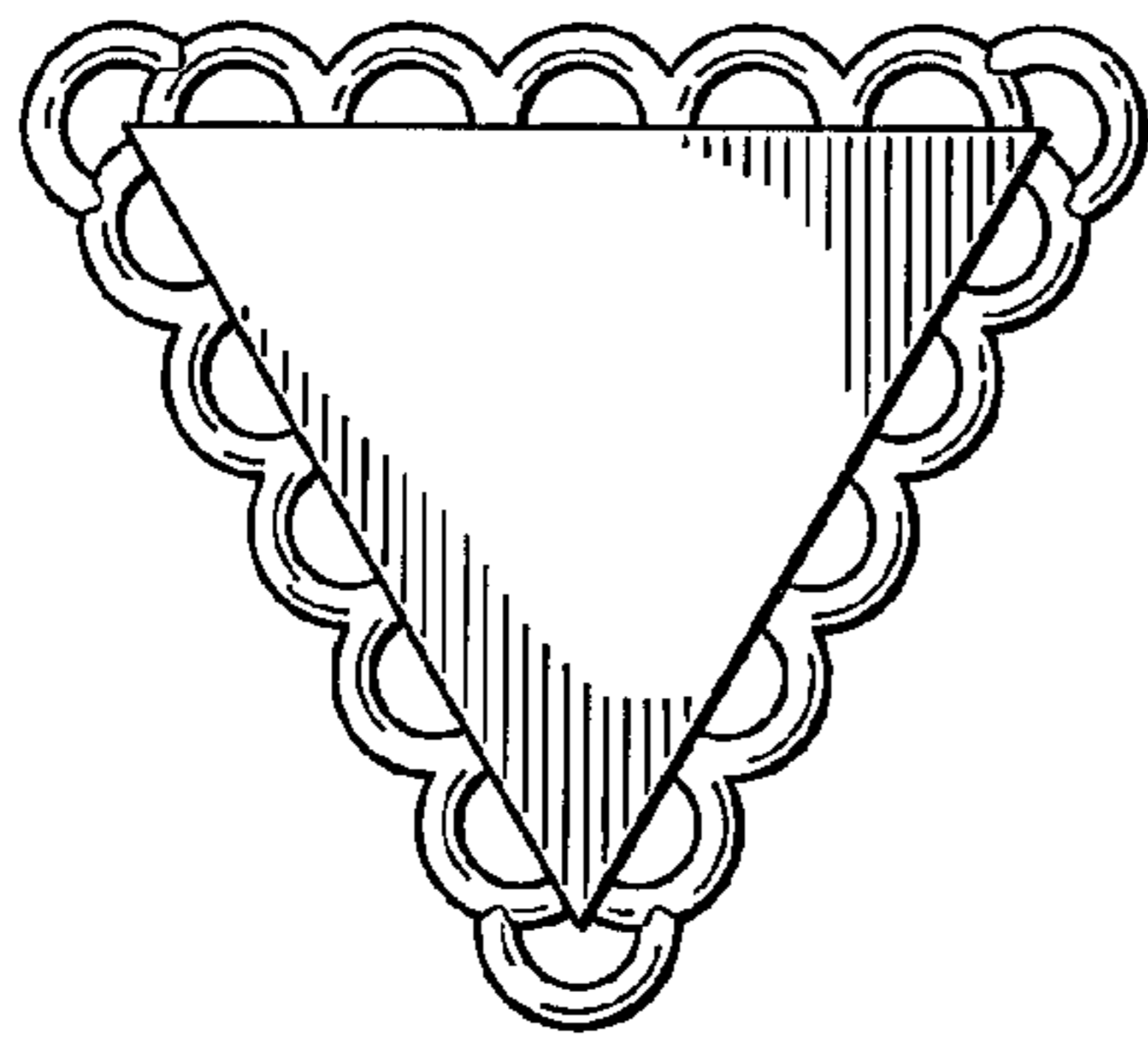


FIG. 2

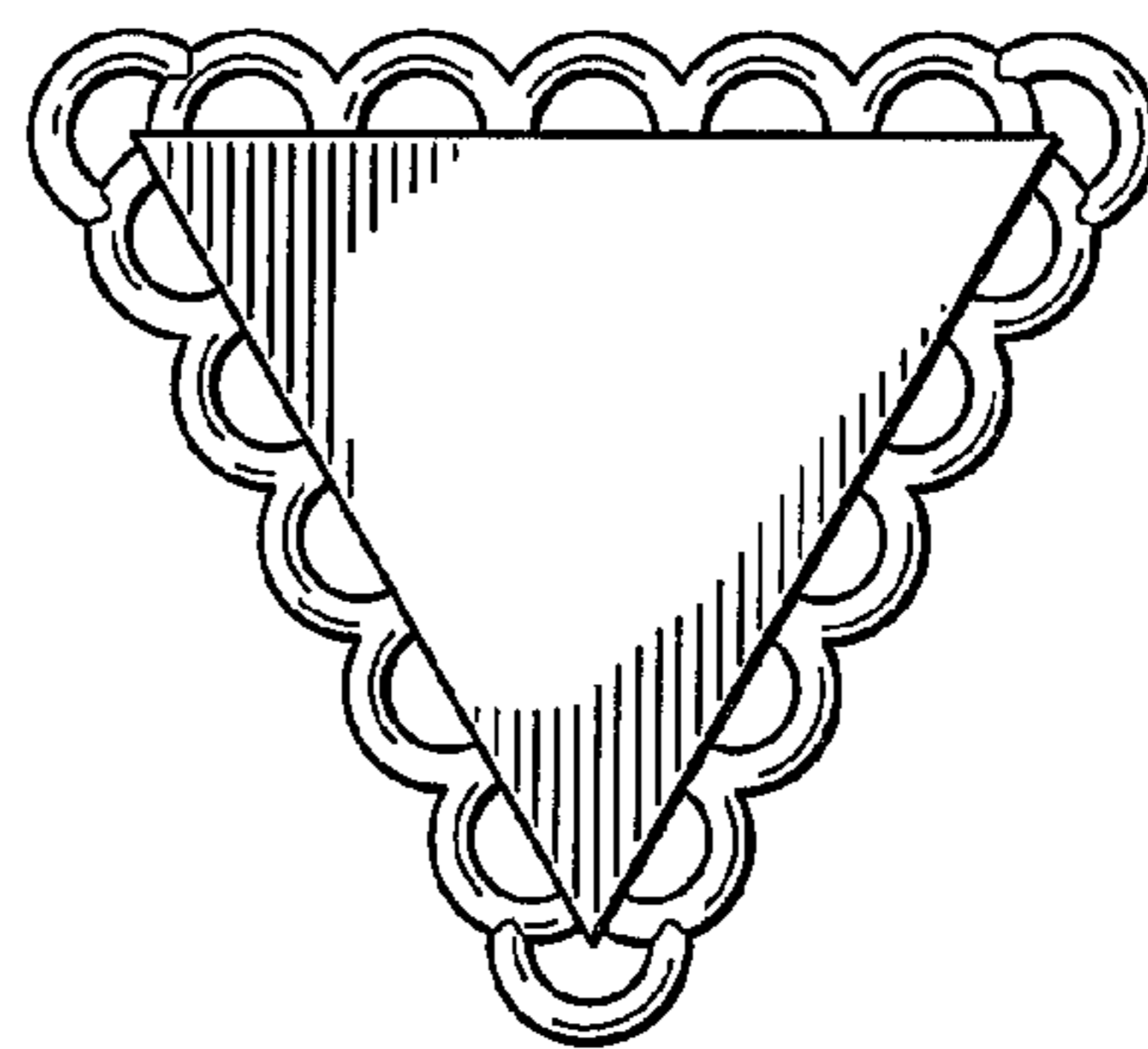


FIG. 3



FIG. 4

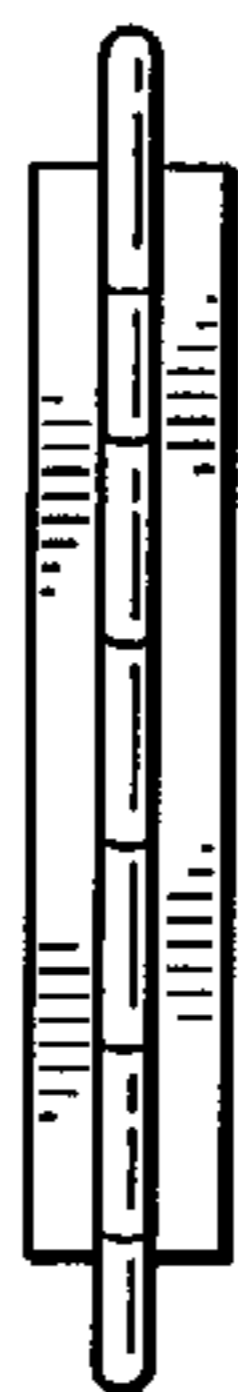


FIG. 5

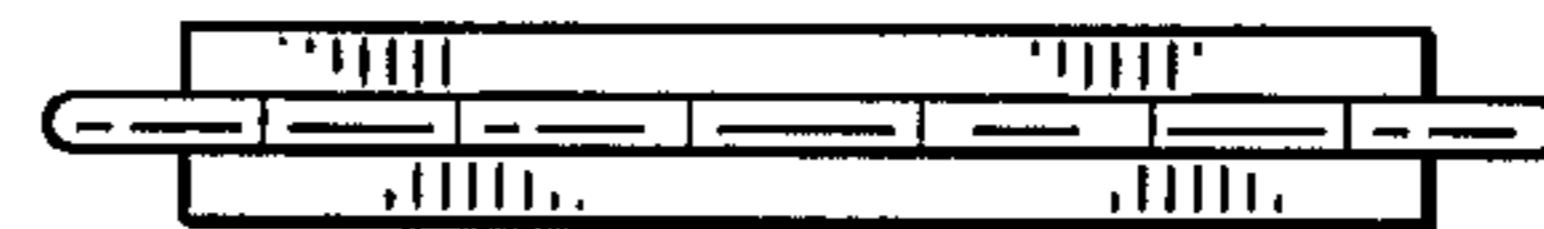


FIG. 6



FIG. 7