



US00D725510S

(12) **United States Design Patent**
Henning

(10) **Patent No.:** **US D725,510 S**
(45) **Date of Patent:** **** Mar. 31, 2015**

(54) **MEASURING INSTRUMENT**

(71) Applicant: **Sony Mobile Communications AB,**
Lund (SE)

(72) Inventor: **Simon Henning,** Lund (SE)

(73) Assignee: **Sony Mobile Communications AB,**
Lund (SE)

(**) Term: **14 Years**

(21) Appl. No.: **29/487,610**

(22) Filed: **Apr. 10, 2014**

(30) **Foreign Application Priority Data**

Nov. 6, 2013 (EM) 002340166

(51) **LOC (10) Cl.** **10-04**

(52) **U.S. Cl.**
USPC **D10/70; D10/78**

(58) **Field of Classification Search**
USPC D10/65, 70, 78, 97, 98, 30-32, 38, 39;
2/127, 170; 40/633, 665; 59/80;
63/15.7; 340/407.1, 665, 323 R;
368/41; 434/247, 258; 482/1, 2, 4, 8, 9,
482/44, 148, 901, 74, 909; 600/485, 500,
600/503, 437, 443, 453, 459, 465, 479, 502,
600/595, 481, 483; 702/178, 155, 160, 176,
702/78, 79, 82, 91-95, 104, 116, 141, 150,
702/151, 154, 127, 131, 182, 183, 189;
235/105; 377/5, 24.2, 26; 73/514.33,
73/514.34, 510, 513, 527, 530; 324/522;
345/165, 156, 905; 342/27, 28, 52-58,
342/419, 450, 457, 458; 250/DIG. 1;
D11/3-5

See application file for complete search history.

(56) **References Cited**

U.S. PATENT DOCUMENTS

6,533,296 B1 * 3/2003 Farraday 280/14.22
7,034,694 B2 * 4/2006 Yamaguchi et al. 340/573.1
D545,220 S 6/2007 Leung
D553,536 S * 10/2007 Andren et al. D11/3
7,292,151 B2 * 11/2007 Ferguson et al. 340/573.1

(Continued)

FOREIGN PATENT DOCUMENTS

CN 300727207 1/2008
CN 300727208 1/2008

(Continued)

OTHER PUBLICATIONS

UP by Jawbone, [retrieved online May 13, 2014], <<https://jawbone.com/up>>.

(Continued)

Primary Examiner — Antoine D Davis

(74) *Attorney, Agent, or Firm* — Renner, Otto, Boisselle & Sklar, LLP

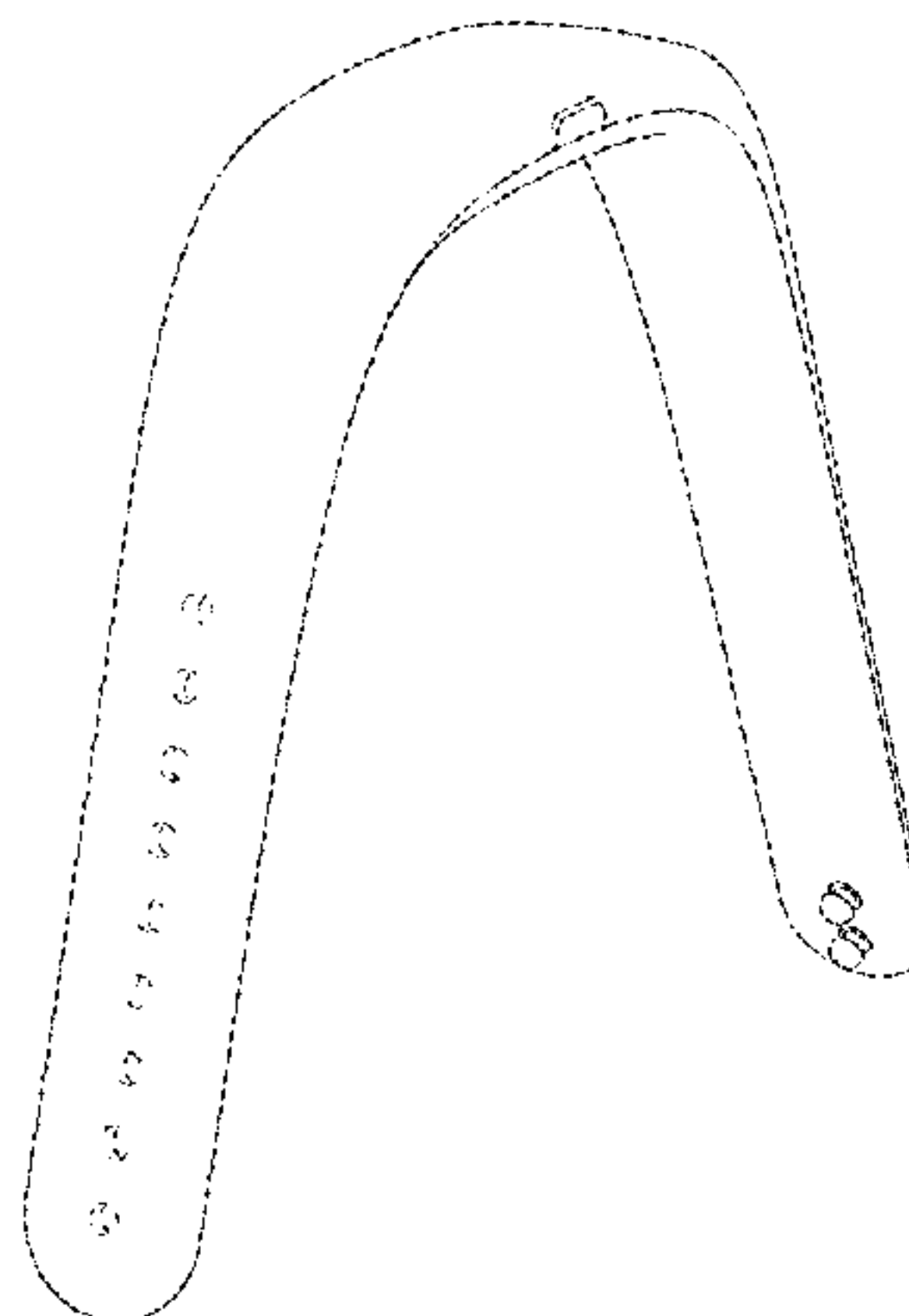
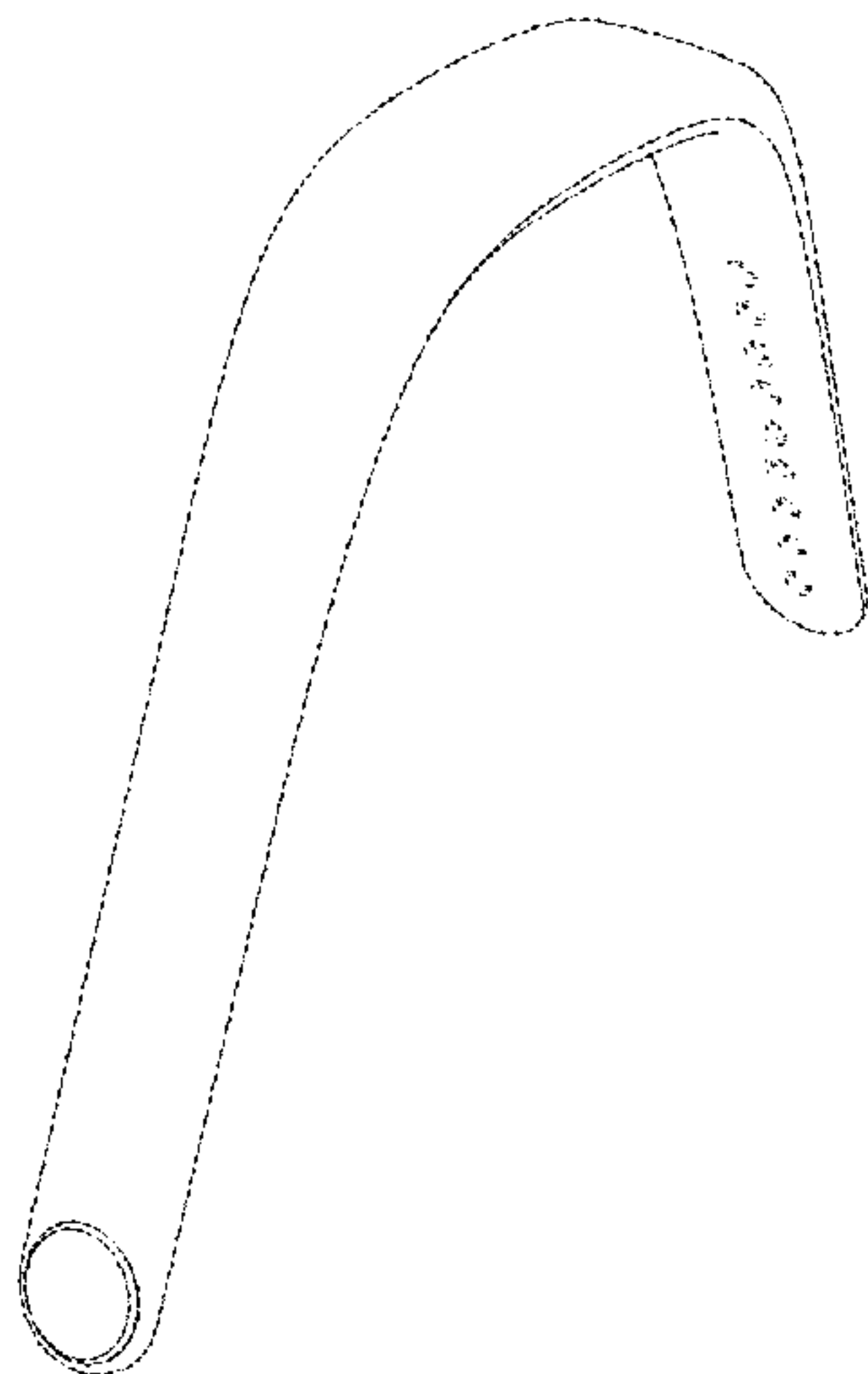
(57) **CLAIM**

The ornamental design for a measuring instrument, as shown and described.

DESCRIPTION

FIG. 1 is a perspective view of a measuring instrument in a closed position showing my new design.
FIG. 2 is another perspective view thereof.
FIG. 3 is a front view thereof.
FIG. 4 is a left side view thereof.
FIG. 5 is a perspective view of the measuring instrument in an open position;
FIG. 6 is another perspective view thereof; and,
FIG. 7 is a left side view thereof.
The broken lines are for the purpose of illustrating portions of the measuring instrument and form no part of the claimed design.

1 Claim, 7 Drawing Sheets



(56)

References Cited

U.S. PATENT DOCUMENTS

D564,367 S * 3/2008 Molyneux D10/31
 D564,368 S 3/2008 Molyneux
 D564,369 S 3/2008 Molyneux
 D600,571 S * 9/2009 Singer D10/32
 D630,121 S * 1/2011 Roysky D11/3
 D664,880 S * 8/2012 Cobbett et al. D11/3
 D664,881 S * 8/2012 Cobbett et al. D11/3
 D664,882 S 8/2012 Cobbett et al.
 D669,382 S * 10/2012 Alvarez et al. D11/3
 D669,383 S * 10/2012 Cobbett et al. D11/3
 D669,384 S * 10/2012 Alvarez et al. D11/3
 D671,858 S * 12/2012 Cobbett et al. D11/3
 D677,190 S * 3/2013 Cobbett et al. D11/3
 D680,020 S * 4/2013 Cobbett et al. D11/3
 D680,651 S * 4/2013 Lumme et al. D24/167
 D684,082 S * 6/2013 Alvarez et al. D11/3
 D684,497 S * 6/2013 Cobbett et al. D11/3
 D684,878 S * 6/2013 Cobbett et al. D11/3
 D687,951 S 8/2013 Della Torre et al.
 D688,584 S * 8/2013 Cobbett et al. D11/3
 8,517,896 B2 * 8/2013 Robinette et al. 482/8
 D690,218 S * 9/2013 Cobbett et al. D11/3
 8,638,229 B2 * 1/2014 Downey et al. 340/573.1
 8,696,420 B2 * 4/2014 Mueller et al. 463/4
 8,702,055 B2 * 4/2014 Alemozafar et al. 248/688
 D710,220 S * 8/2014 Daniel D10/70
 D711,002 S * 8/2014 Ohnemus et al. D24/186
 D711,268 S * 8/2014 Kim et al. D10/98
 8,814,754 B2 * 8/2014 Weast et al. 482/8
 D714,179 S * 9/2014 Park et al. D11/3
 D715,668 S * 10/2014 Roush et al. D10/98
 D717,956 S * 11/2014 Alexander et al. D24/167
 D719,123 S * 12/2014 Park et al. D14/138 R

FOREIGN PATENT DOCUMENTS

CN 301027699 9/2009
 CN 301596587 6/2011
 CN 302200729 11/2012
 CN 302200775 11/2012
 CN 302200890 11/2012
 CN 302201875 11/2012
 CN 302219499 12/2012
 CN 302230777 12/2012
 CN 302289830 1/2013
 EM 00264379-0001 11/2004
 EM 00264379-0002 11/2004
 EM 00651898-0002 1/2007
 EM 00651898-0003 1/2007
 EM 00651898-0004 1/2007
 EM 00712484-0009 4/2007
 EM 001008874-0001 9/2008
 EM 001089577-0001 2/2009
 EM 001506379-0001 5/2009
 EM 001662800-0001 1/2010
 EM 001717166-0001 6/2010
 EM 001728619-0001 7/2010
 EM 001771197-0003 10/2010
 EM 001771197-0005 10/2010
 EM 001771197-0006 10/2010
 EM 001813494-0001 1/2011
 EM 001813494-0002 1/2011
 EM 001813494-0003 1/2011
 EM 001813494-0004 1/2011
 EM 001813494-0005 1/2011

EM 001813494-0006 1/2011
 EM 001813494-0007 1/2011
 EM 002048827-0001 5/2012
 EM 002048827-0002 5/2012
 EM 002048827-0003 5/2012
 EM 002048827-0004 5/2012
 EM 002048827-0005 5/2012
 EM 002048827-0006 5/2012
 EM 002048827-0007 5/2012
 EM 002048827-0008 5/2012
 EM 002048827-0009 5/2012
 EM 002048827-0010 5/2012
 EM 002138974-0001 11/2012
 EM 002138974-0002 11/2012
 EM 002159640-0001 12/2012
 EM 002159640-0002 12/2012
 EM 002235994-0001 5/2013
 EM 002235994-0002 5/2013
 EM 002235994-0003 5/2013
 EM 002235994-0004 5/2013
 EM 002235994-0005 5/2013
 JP D1265763 2/2006
 JP D1302417 4/2007
 JP D1302418 4/2007
 JP D1302419 4/2007
 JP D1302420 4/2007
 JP D1302421 4/2007
 JP D1302423 4/2007
 JP D1307168 7/2007
 JP D1307169 7/2007
 JP D1307170 7/2007
 JP D1316149 11/2007
 JP D1316150 11/2007
 JP D1316494 11/2007
 JP D1323169 2/2008
 JP D1348315 12/2008
 JP D1407266 1/2011
 JP D1407267 1/2011
 JP D1428000 10/2011
 JP D1456628 11/2012
 JP D1457457 11/2012
 JP D1457978 11/2012
 JP D1457979 11/2012
 JP D1457980 11/2012
 JP D1460364 12/2012
 JP D1460365 12/2012
 JP D1471383 5/2013
 JP D1471384 5/2013
 JP D1471385 5/2013
 JP D1471386 5/2013
 JP D1473116 5/2013
 JP D1473117 5/2013
 JP D1473118 5/2013

OTHER PUBLICATIONS

Fitbit Flex, [retrieved online May 13, 2014], <<http://www.fitbit.com/flex>>.
 Vybe, [retrieved online May 13, 2014], <<https://www.wearvybe.com/>>.
 Nike Fuelband, [retrieved online May 15, 2014], <http://www.nike.com/us/en_us/c/nikeplus-fuelband>.
 Basis, [retrieved online May 15, 2014], <<http://www.mybasis.com>>.
 Broida, Rick, "Vybe smart bracelet vibrates when you get a call or message", Oct. 2013, <<http://www.cnet.com/news/vybe-smart-bracelet-vibrates-when-you-get-a-call-or-message/>>.

* cited by examiner

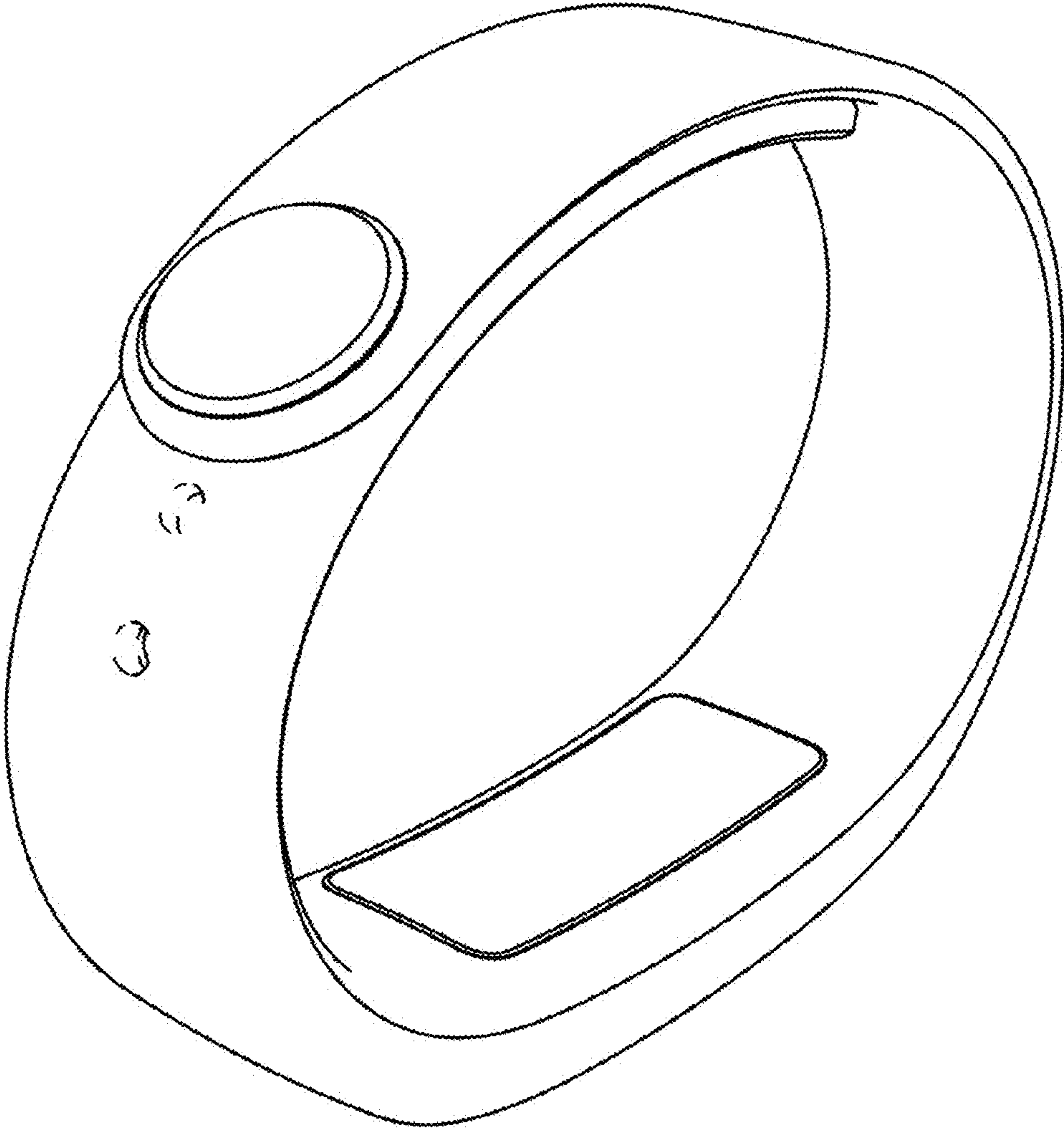


FIG. 1

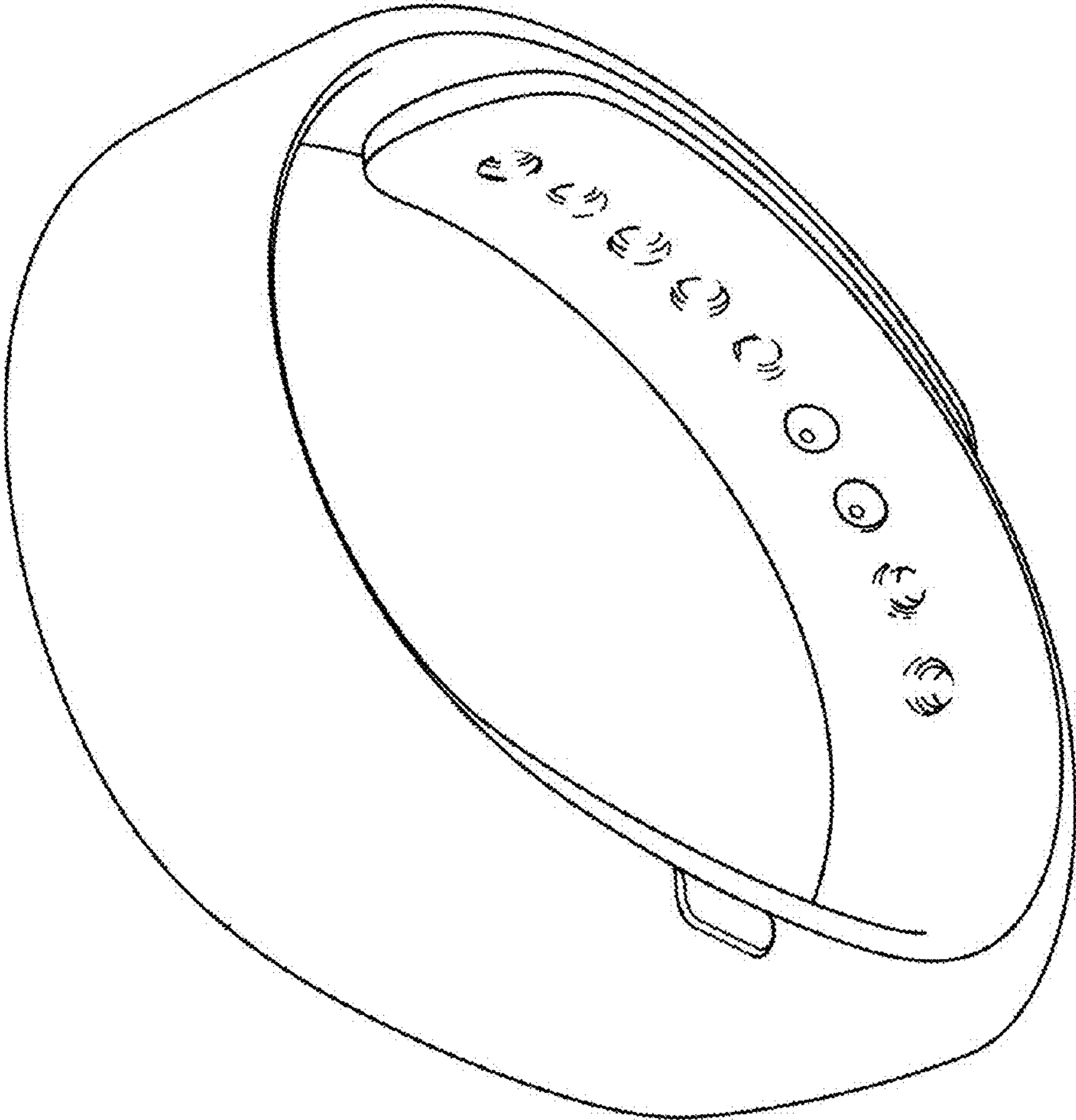


FIG. 2

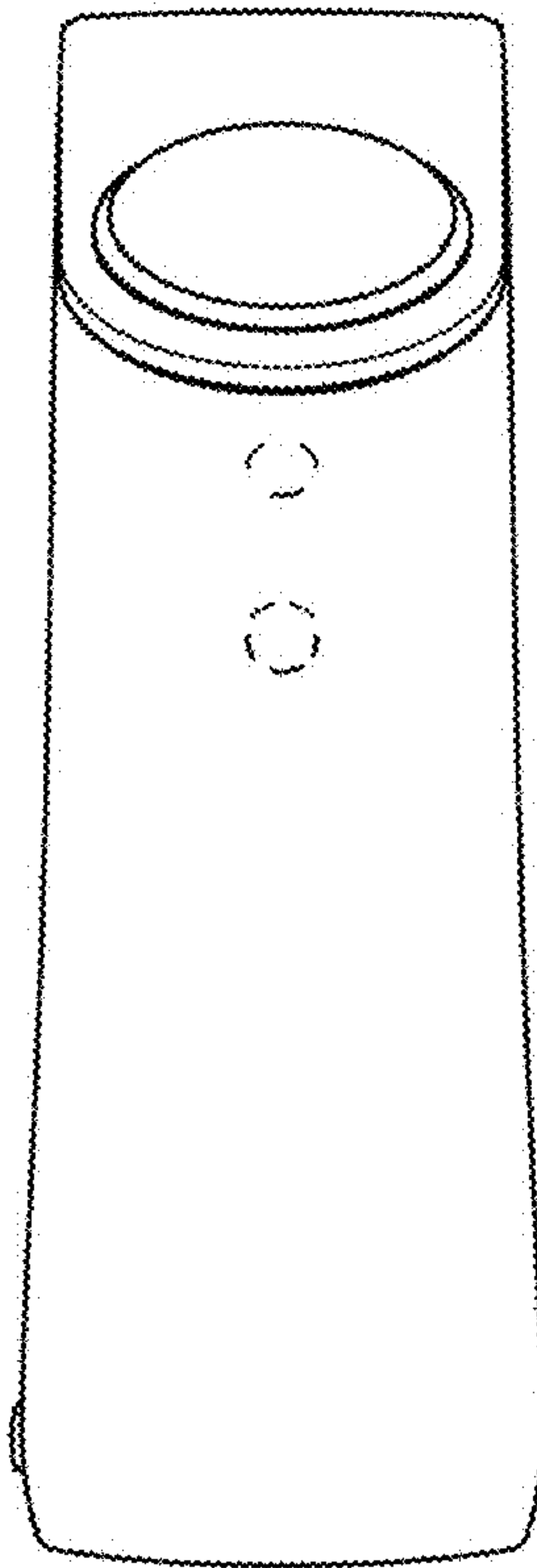


FIG. 3

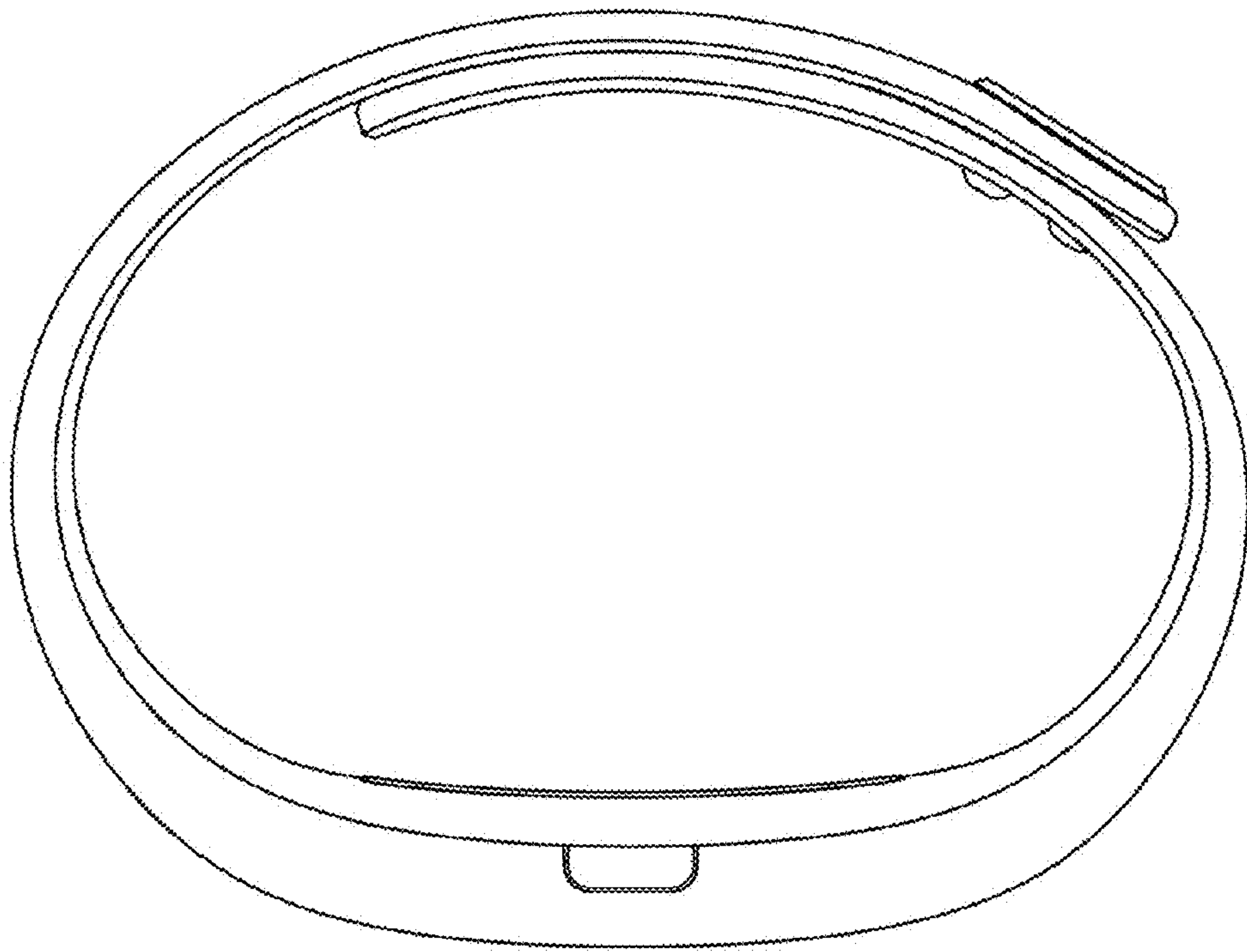


FIG. 4

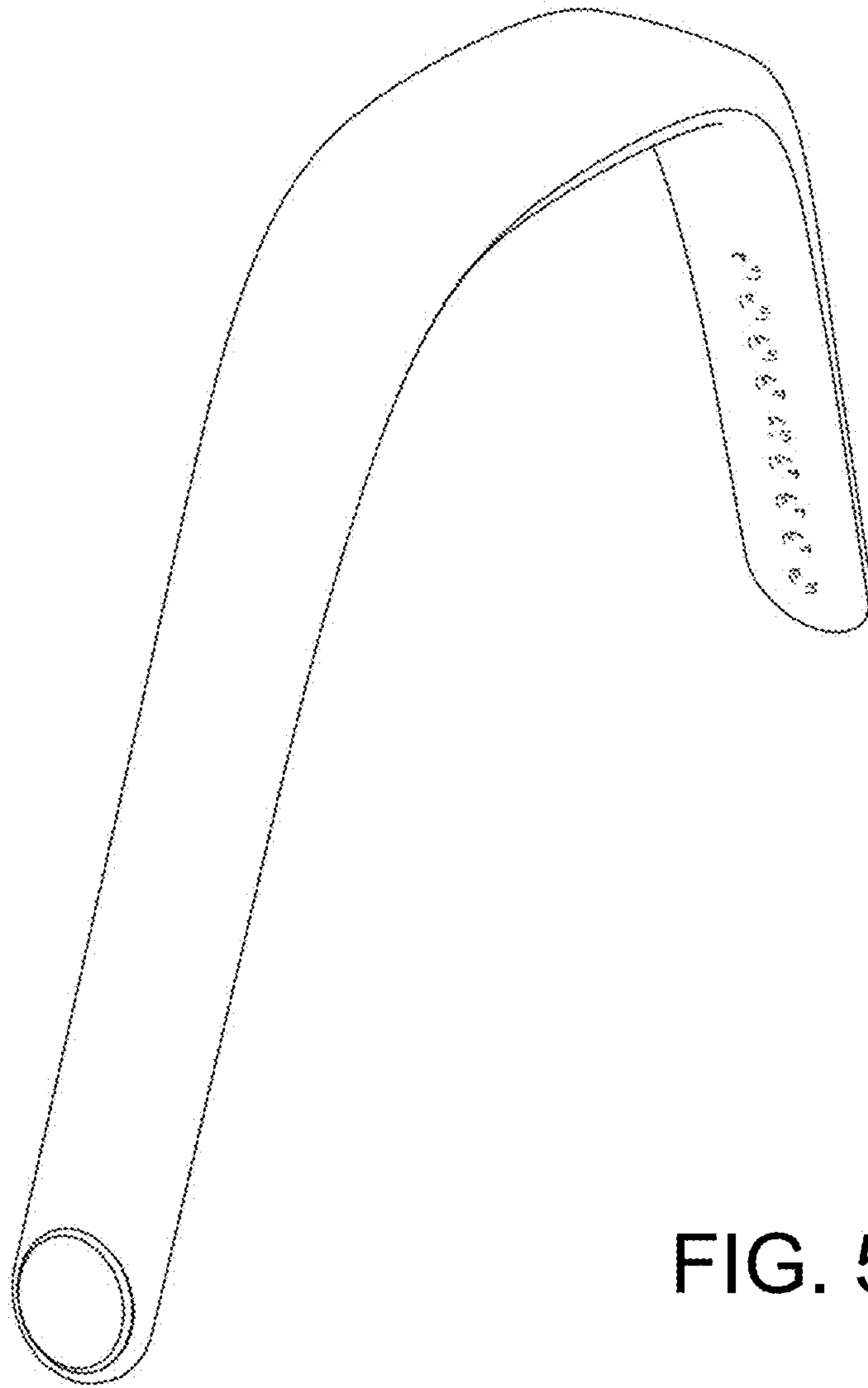


FIG. 5

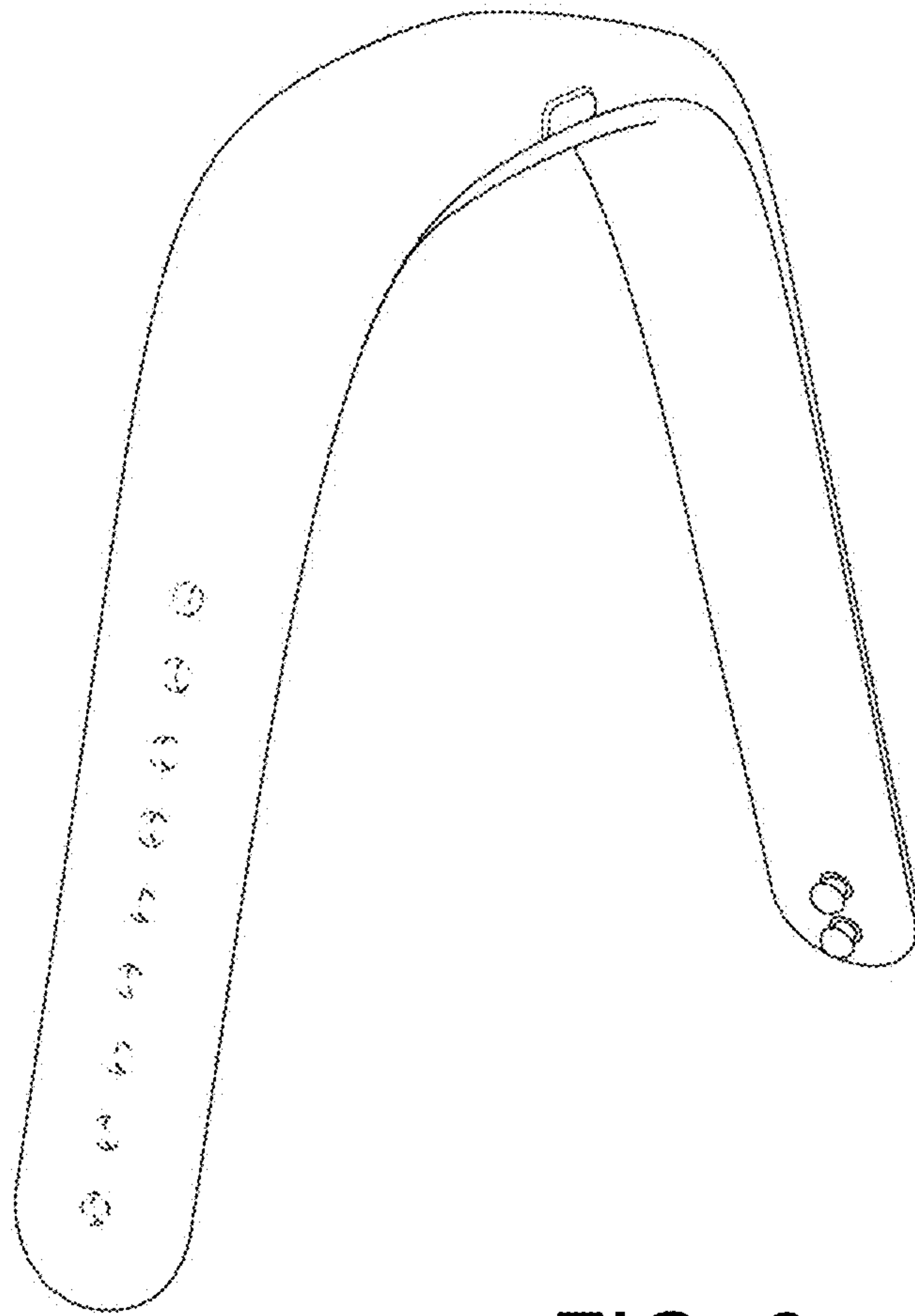


FIG. 6

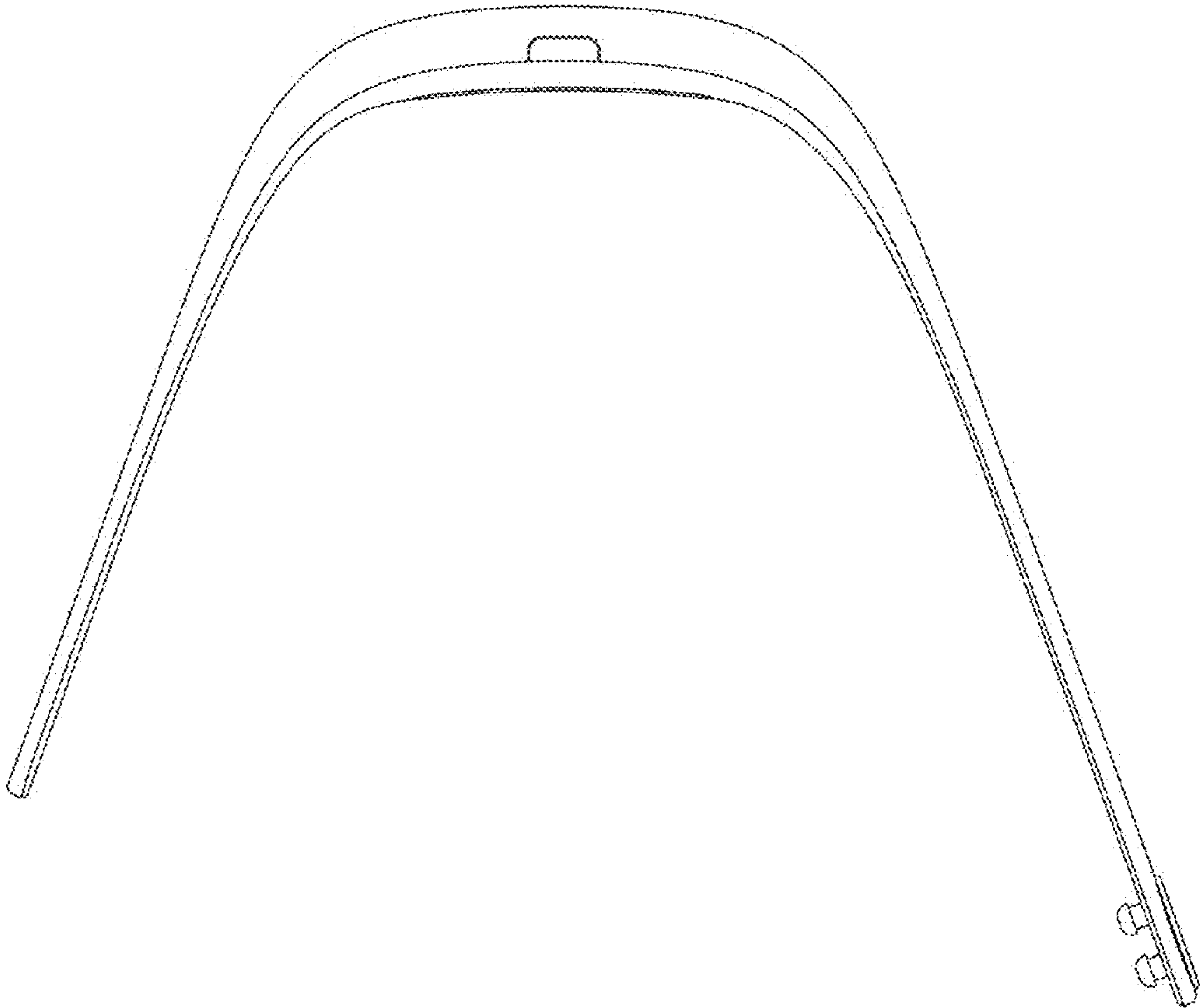


FIG. 7