



US00D725496S

(12) **United States Design Patent**
Belamich

(10) **Patent No.:** **US D725,496 S**
(45) **Date of Patent:** **** Mar. 31, 2015**

(54) **WATCH**

(75) Inventor: **Bruno Belamich**, Paris (FR)

(73) Assignee: **Bell & Ross B.V.**, Zoetermeer (NL)

(**) Term: **14 Years**

(21) Appl. No.: **29/425,087**

(22) Filed: **Jun. 20, 2012**

(30) **Foreign Application Priority Data**

Feb. 14, 2012 (WO) DM/077 808

(51) **LOC (10) CL.** **10-02**

(52) **U.S. Cl.**
USPC **D10/37; D10/131**

(58) **Field of Classification Search**

CPC G04B 3/04; G04B 19/23; G04B 19/24;
G04B 19/243; G04B 19/26; G04B 37/00;
G04B 37/0008; G04B 37/0066; G04B 37/05;
G04B 37/08; G04B 37/081; G04B 37/084;
G04B 37/087; G04B 37/11; G04B 37/18;
G04B 37/20; G04B 29/00; G04B 45/02
USPC D10/30-36, 37, 38, 39, 122-132, 1-29;
368/10, 88, 276, 281, 288-292,
368/299-301, 306-309, 312, 313, 319-321

See application file for complete search history.

(56) **References Cited**

U.S. PATENT DOCUMENTS

D2,266	S	*	2/1866	Giles	D10/37
D16,808	S	*	7/1886	Lorsch	D10/33
780,287	A	*	1/1905	Hardy	368/311
D50,910	S	*	6/1917	Hyatt	D10/37
D50,944	S	*	6/1917	Hyatt	D10/37
1,403,428	A	*	1/1922	Lounsbery, Jr.	368/232
1,459,006	A	*	6/1923	Von Kersburg	368/288
D66,411	S	*	1/1925	Hering	D10/37
2,207,532	A	*	7/1940	Carlson	368/276
2,352,889	A	*	7/1944	Drescher	368/288
2,364,440	A	*	12/1944	Hasselmann et al.	368/276
6,322,246	B1	*	11/2001	Leung	368/299

* cited by examiner

Primary Examiner — Martie K Holtje

(74) *Attorney, Agent, or Firm* — Marshall, Gerstein & Borun LLP

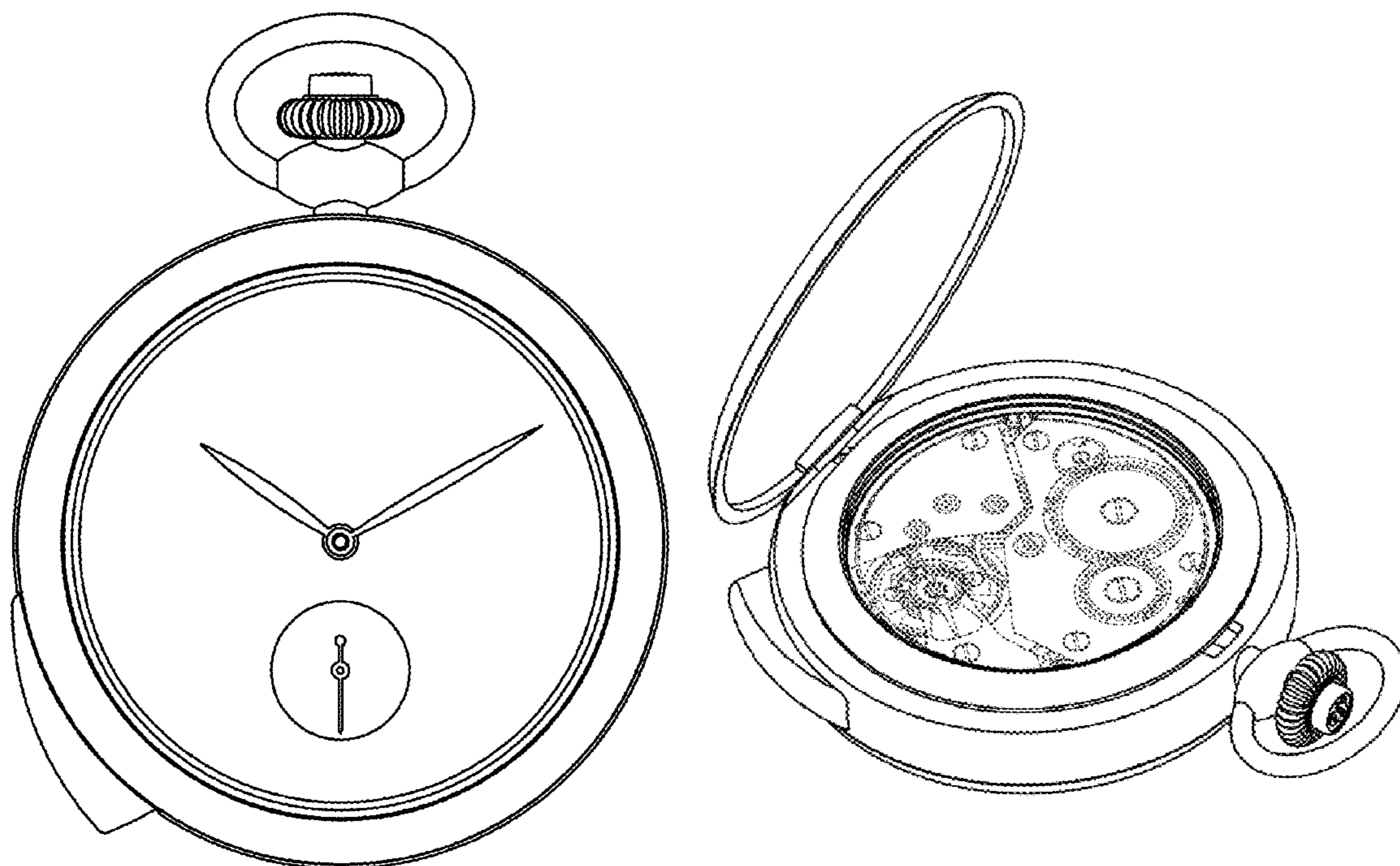
(57) **CLAIM**

The ornamental design for a watch, as shown and described.

DESCRIPTION

FIG. 1 is a top view of a watch showing my new design;
FIG. 2 is a right side elevation view of the watch.
FIG. 3 is a left side elevation view of the watch.
FIG. 4 is a bottom view of the watch.
FIG. 5 is a front elevation view of the watch.
FIG. 6 is a rear elevation view of the watch; and,
FIG. 7 is a left rear perspective view of the watch with the rear cover in an opened position.
The structural elements depicted by broken lines in FIG. 7 have been shown for the purpose of illustrating portions of the watch that form no part of the claimed design.

1 Claim, 7 Drawing Sheets



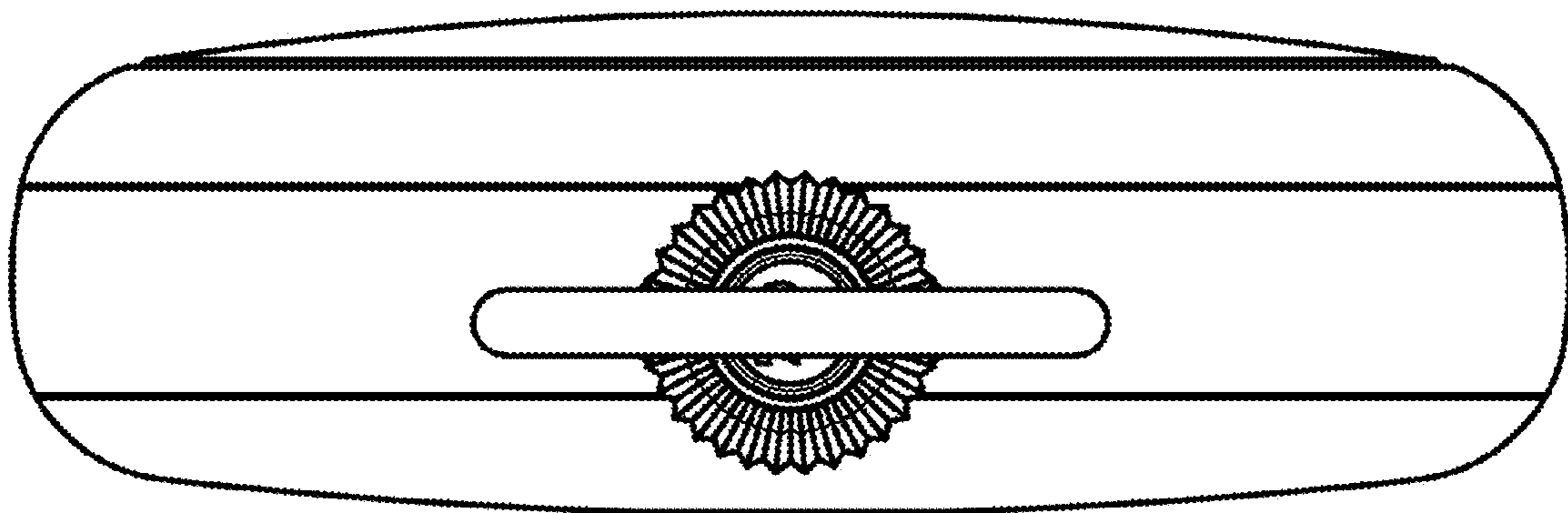


Fig. 1

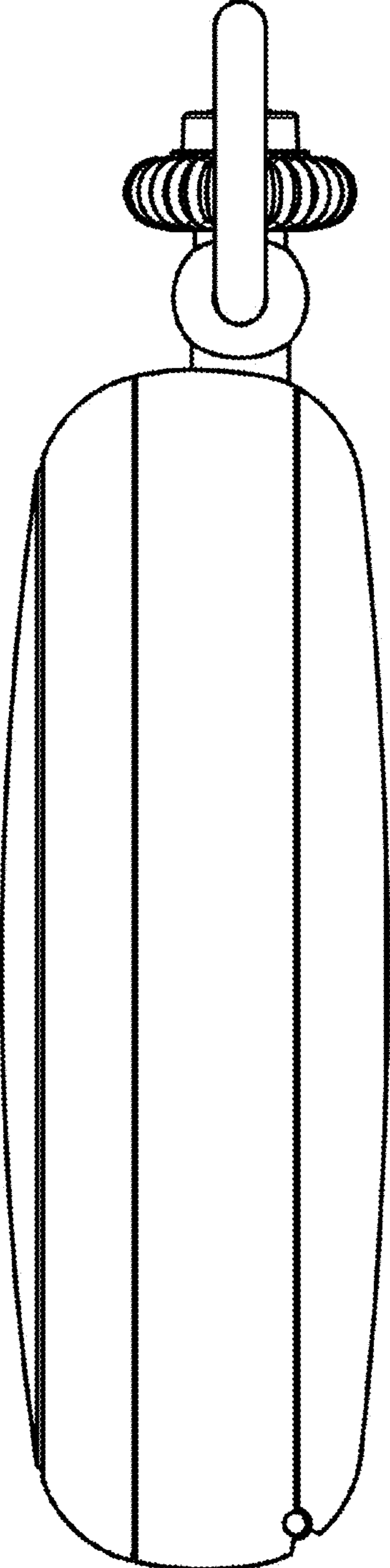


Fig. 2

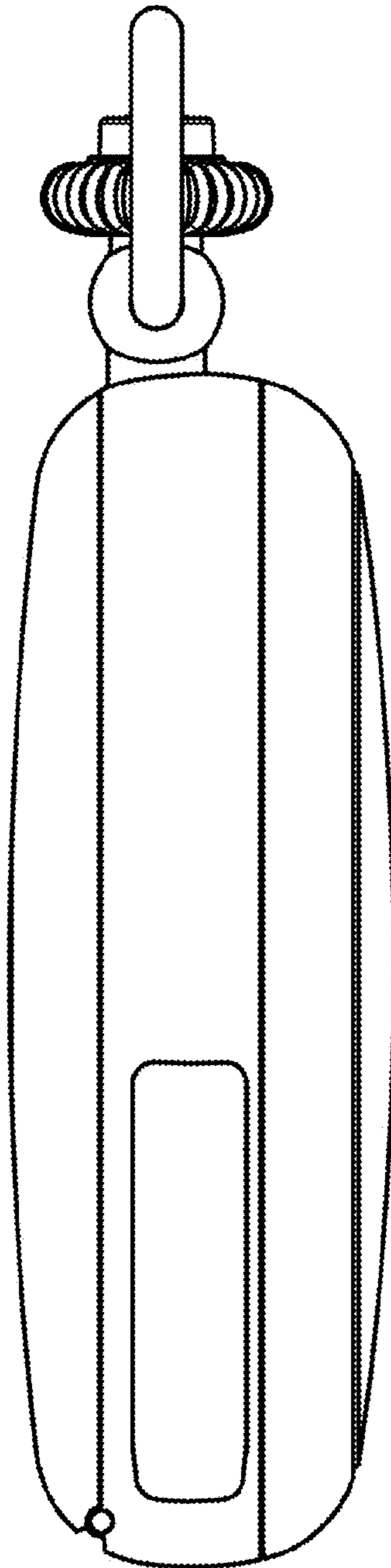


Fig. 3

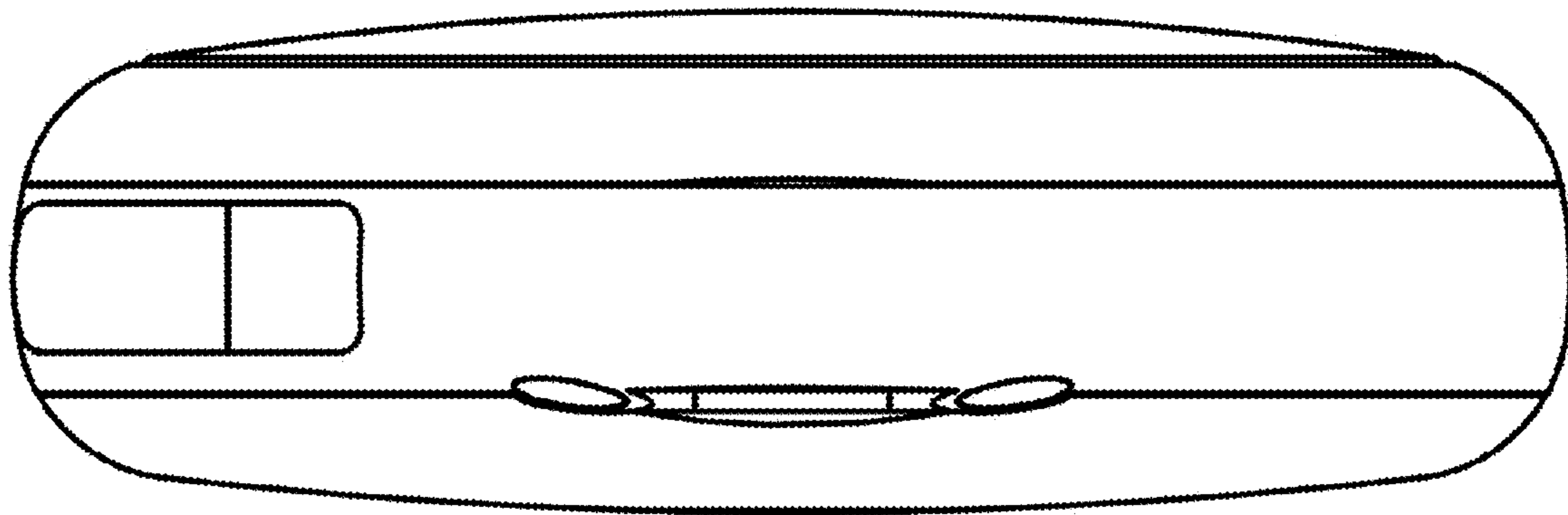


Fig. 4




Fig. 5




Fig. 6

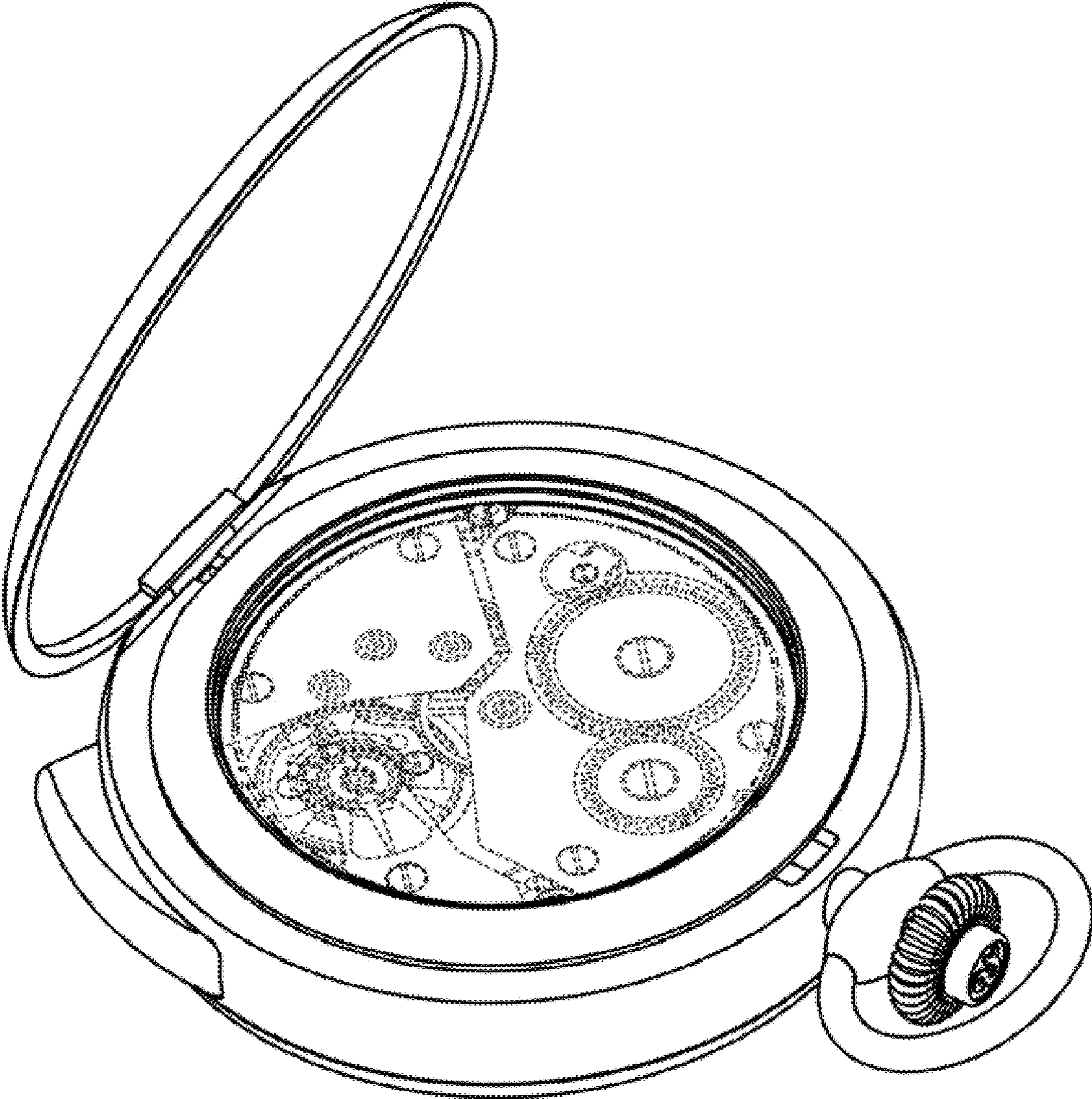


Fig. 7