



US00D725480S

(12) **United States Design Patent**  
**Lipman et al.**

(10) **Patent No.:** **US D725,480 S**  
(45) **Date of Patent:** **\*\* Mar. 31, 2015**

(54) **PACKAGING**

(71) Applicant: **Librae Limited**, Ramsey, Isle of Man (GB)

(72) Inventors: **Steven Lipman**, Ramsey (GB); **Jeremy Gardner**, Windsor (GB)

(73) Assignee: **Librae Limited**, Ramsey, Isle Of Man (GB)

(\*\*) Term: **14 Years**

(21) Appl. No.: **29/467,305**

(22) Filed: **Sep. 18, 2013**

(30) **Foreign Application Priority Data**

Mar. 18, 2013 (EM) ..... 001365530-0001

(51) **LOC (10) Cl.** ..... **09-01**

(52) **U.S. Cl.**  
USPC ..... **D9/629; D9/418**

(58) **Field of Classification Search**  
CPC ..... B65D 67/00  
USPC ..... D9/600, 629, 414-418, 430-434;  
229/116.1, 116.2, 117.16, 117.24,  
229/117.25, 162.1, 162.3  
See application file for complete search history.

(56) **References Cited**

**U.S. PATENT DOCUMENTS**

1,945,792 A \* 2/1934 Stephens ..... 206/769  
D119,173 S \* 2/1940 Nagle ..... D9/418

3,610,510 A \* 10/1971 Lowry ..... 229/116.2  
D249,870 S \* 10/1978 Tillander ..... D9/418  
D268,098 S \* 3/1983 Brown ..... D9/418  
4,925,035 A \* 5/1990 Hunninghaus ..... 229/162.1  
D319,843 S \* 9/1991 Thornell ..... D9/415  
D374,619 S \* 10/1996 Cook ..... D9/629  
D382,476 S \* 8/1997 Bell ..... D9/629  
D465,728 S \* 11/2002 Feyereisen ..... D9/629  
D523,757 S \* 6/2006 Garcia et al. .... D9/629  
D538,175 S \* 3/2007 Davies ..... D9/629  
D575,150 S \* 8/2008 Hageman ..... D9/432  
D627,665 S \* 11/2010 Strubin ..... D9/734  
D651,085 S \* 12/2011 Frias ..... D9/629

\* cited by examiner

*Primary Examiner* — Sandra Morris

(74) *Attorney, Agent, or Firm* — Harness, Dickey & Pierce, P.L.C.

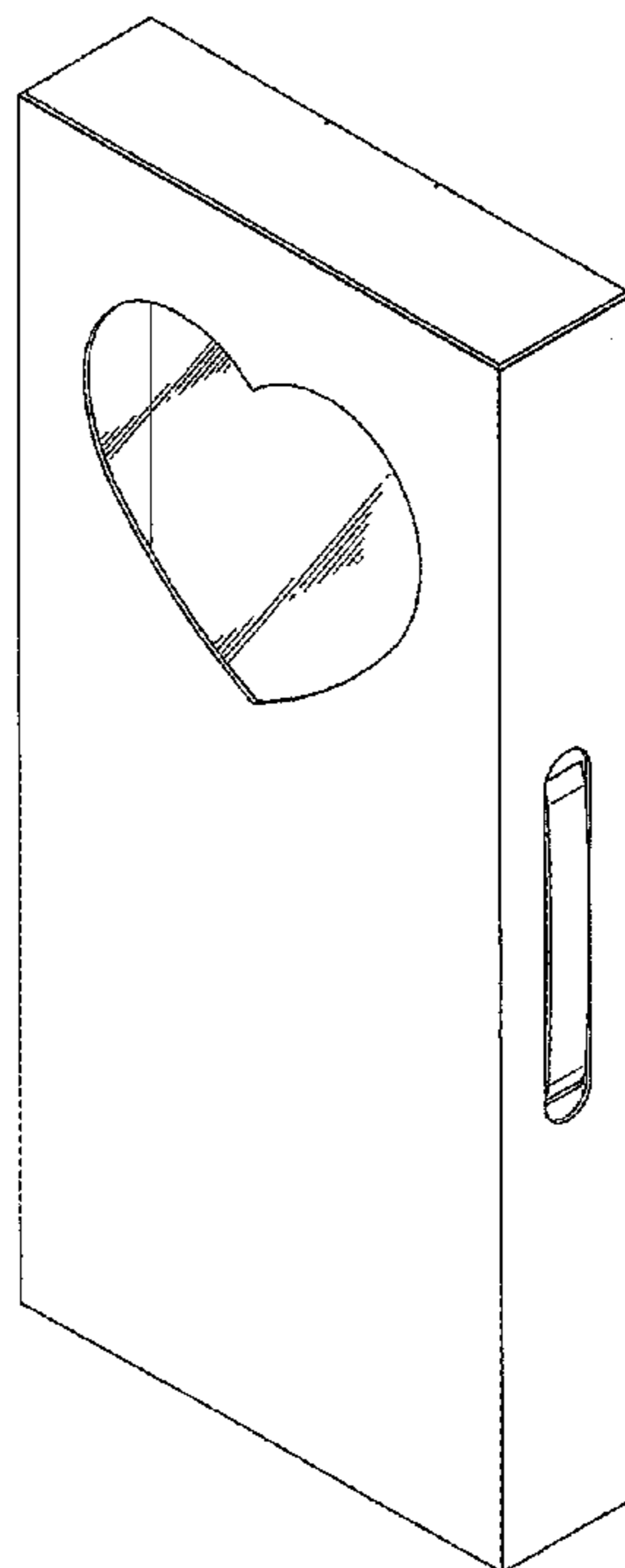
(57) **CLAIM**

The ornamental design for packaging, as shown and described.

**DESCRIPTION**

FIG. 1 is a front perspective view of an item of packaging, showing a heart-shaped cut-out of the design;  
FIG. 2 is a front view of an item of packaging of the design;  
FIG. 3 is a rear view of the design;  
FIG. 4 is a right side view of the design;  
FIG. 5 is a left side view of the design;  
FIG. 6 is a top view of the design; and,  
FIG. 7 is a further perspective view of an open configuration showing a transparent front face of the design.

**1 Claim, 7 Drawing Sheets**



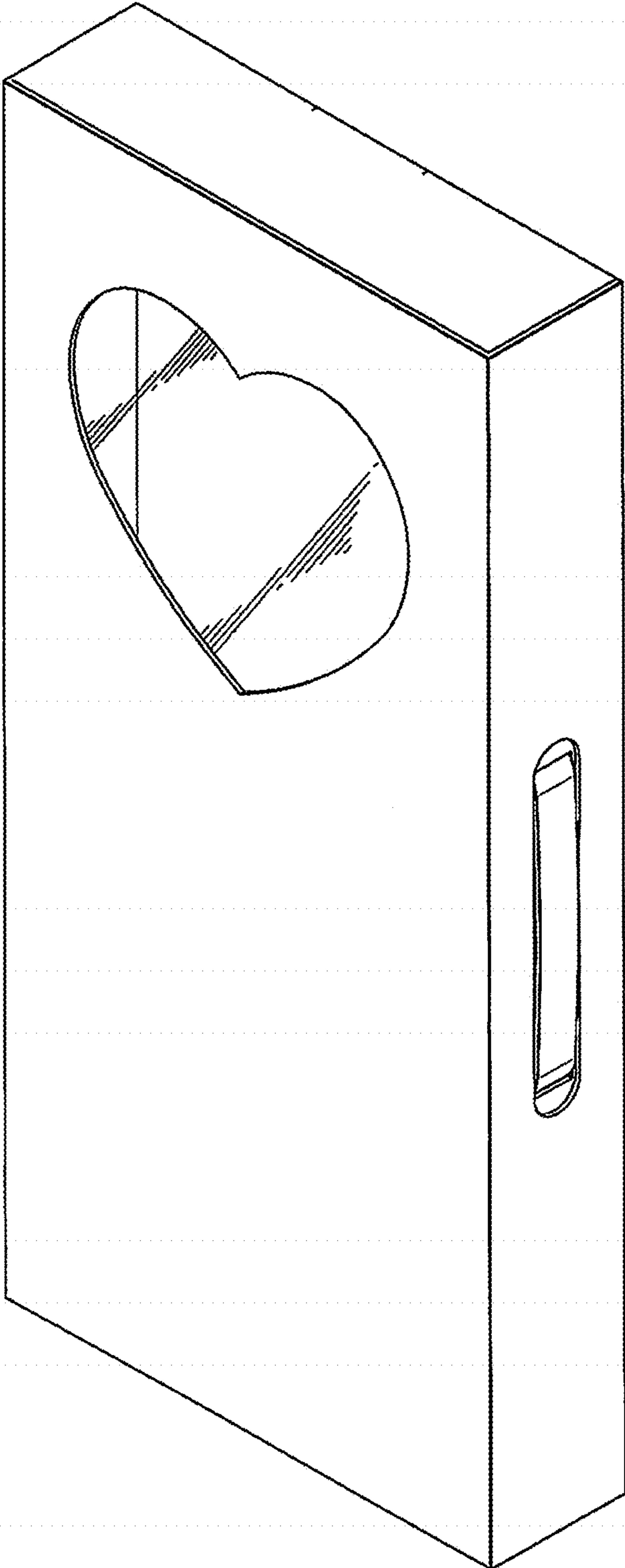


Figure 1




Figure 2




Figure 3




Figure 4




Figure 5

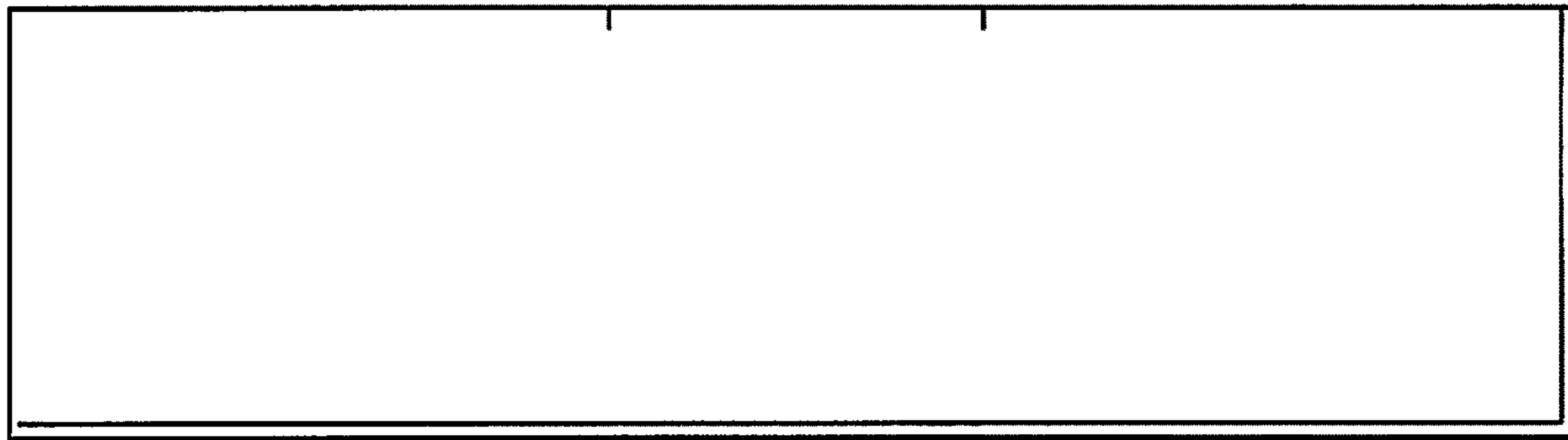


Figure 6

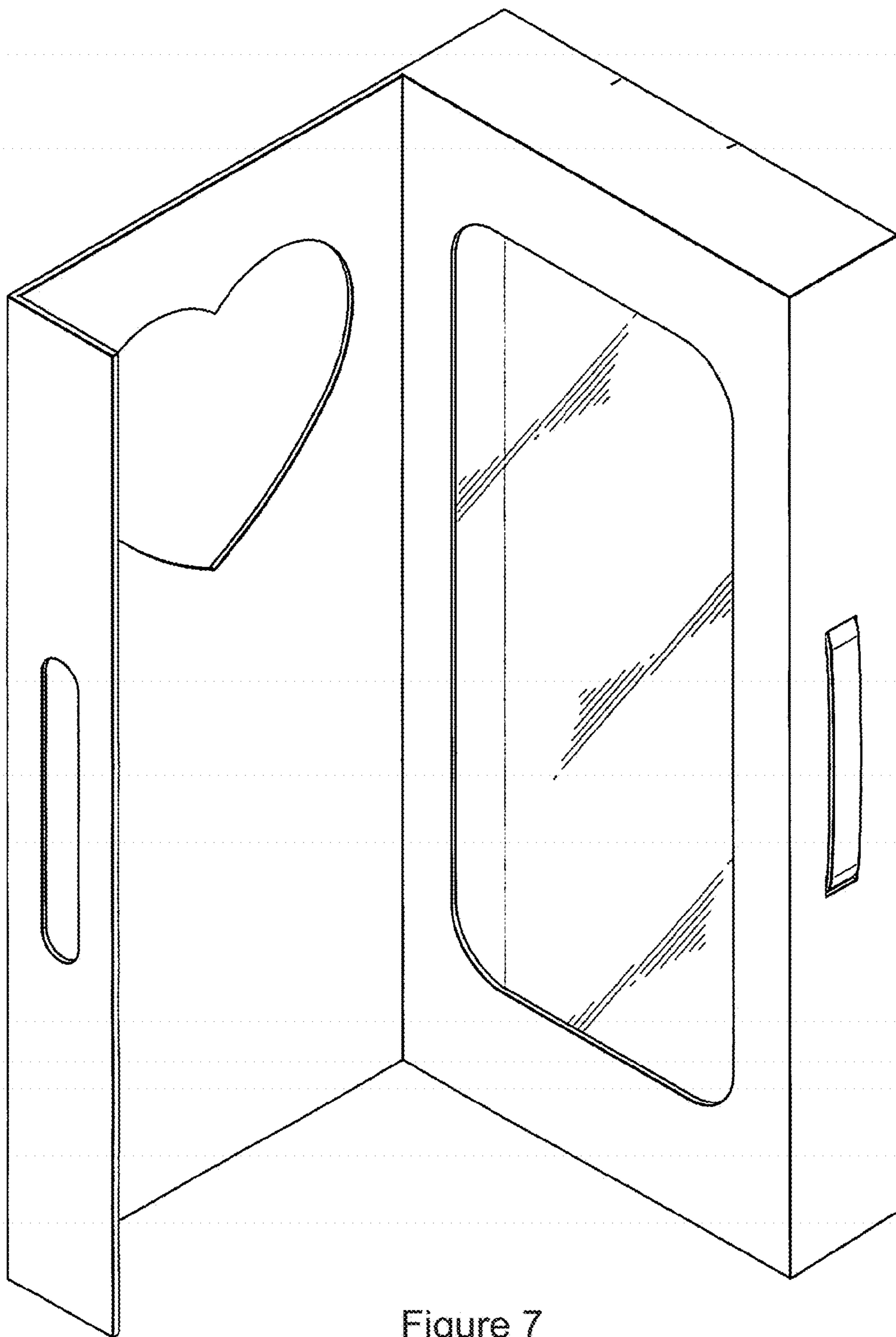


Figure 7